

GENERAL SOCIAL SURVEYS – PANEL INTERVIEWS

2006-2014

CUMULATIVE CODEBOOK

NOVEMBER 2017

Conducted for
The National Data Program for the Social Sciences

at

NORC
University of Chicago

NORC

Founded in 1941, the National Opinion Research Center (NORC) is the oldest national survey research facility that is not-for-profit and university affiliated. Through its Survey Operations Group, NORC provides consultation and services on the full range of survey research tasks--study design and analysis, sampling, questionnaire design, data collection, and data processing--for a wide range of clients in the research community. NORC maintains a national probability sample, which is fully revised to accord with 2000 Census information. Many NORC surveys are archived at the Roper Center for Public Opinion Research and in NORC's own data archive.

NORC

University of Chicago
1155 East 60th Street
Chicago, Illinois 60637
(773) 256-6288

EMAIL: smitht@norc.uchicago.edu

GENERAL SOCIAL SURVEYS, 2006-2014 PANEL CODEBOOK

(Codebook for the Machine-Readable Data File
General Social Surveys Panel, 2006-2014)

Authors

Tom W. Smith
Benjamin Schapiro
James Yuli Lee
Eric Milstein
Samantha Neal
Can Ugur
Zhen Xue
Alice Mingyue Dai

With assistance from

NORC Edition
P r o d u c e d b y
N O R C
University of Chicago

as part of
The National Data Program for the Social Sciences
2017

TABLE OF CONTENTS

Introduction		vi
2006-2014 Surveys Core Variables and Related		1
General Social Survey Topical Modules		
06, 08, 10	Religion	139
06, 08, 10	Intergroup Relations	145
06, 08, 10	Gender	153
06, 08, 10	Science, Knowledge about and Attitudes towards	156
06-1, 06- 2, 08-1, 10-2	High Risk Behaviors	260
06-2, 06-3, 08-2, 08-3	Board's Module	272
06-2, 08-1, 08-3, 10-2	Sexual Orientation	279
06-1, 08-1, 10-1	Multi-Ethnic United States.....	290
06-2, 08-1, 10-2	Jewish Identity	296
06-1, 06-3, 10-1, 10-3	Shared Capitalism	306
06-1, 10-1	NIOSH-QWL	321
06-1	Number Known I	353
10-3	Number Known II	402
06-2, 08-1	Entrepreneurship and Employment	413
06-2, 08-1	Global Economics	419
06-2, 08-1	Clergy/Sex	439
10-2	ISSP Health	449
08-3, 10-2	Arts and Culture	477
10-1	ISSP Environment	497
06-1	Mental Health.....	528
06-1	Gun Control	575
06-1	Disabled	578
06-2	ISSP Sports and Leisure	581
06-3	Social Networks/Groups	605
06-3	Socio-Political Participation	623
06-3	Age	679
08-1	Terrorism Preparedness	696
08-1	ISSP Religion III	711
08-1	Alternate Wording Experiments	741
08-2	ISSP Social Inequality.....	743
08-2	Genes	778
08-2	Gender II	783
08-2	Intergroup Relations	786
08-2	Immigration/Spouse.....	798
08-2	Religion II	804
08-3	Global Warming	808
08-3	Identity	809
08-3	Referrals	820
10-1	Information Society	824
10-2	Scripture	827
10-2	Adult Transitions.....	839
10-3	Business.....	846
10-3	Identity II.....	849
10-3	Inequality.....	859
10-3	Socio-Political Participation II	862

10-3	Social Isolation	865
10-3	Wealth	866
06, 08, 10	War and Military	869
06, 08, 10	International Work Classification	870
06, 08, 10	Vocabulary Test	877
06, 08, 10	Income	882
06, 08, 10	Ethnicity	886
06, 08, 10	Residence	897
06, 08, 10	Household Members and Structure	898
06, 08, 10	Date of Interview	983
06, 08, 10	Cohort and Birth	984
06, 08, 10	Interviewer Characteristics	985
06, 08, 10	Paradata	988
06, 08, 10	Sampling and Weights	994

Appendices

A.	Some Remarks about the GSS Panel	1006
B.	Age and Cohort Distributions	1009
C.	First Occupation & First Industry Distributions	1013
D.	Sport & Game Distributions	1029
E.	Selected Panel Bibliography	1031
F.	Variable by Module and Panel Datafile	1032
G.	Variables by Year	1107

INTRODUCTION

In 2008 the GSS started a transition from a replicating cross-sectional design to a design that uses rotating panels. There were two components: a new 2008 cross-section and the first reinterviews of respondents from the 2006 GSS. In 2010 the new design was fully implemented. There was a new cross-section, first reinterviews of the 2008 GSS respondents, and the second and final reinterviews of the 2006 GSS respondents. This three-wave, rolling panel design was also used in 2012. Each GSS in 2006-2010 thus started a new 4-year/3-wave panel, which was completed four years later (2006-08-10, 2008-10-12, 2010-12-14). However, in 2012 no new three wave panel was started. While a standard cross-section interview was conducted, as well as followups from the 2008 and 2010 panels, the respondents from the cross-section were not eligible for the panel and were not reinterviewed in 2014. In 2014, the respondents from the 2010 panel were reinterviewed a final time, and in 2016 no reinterviews occurred. As a result, the GSS rolling panel are not w complete and documentation appears in this codebook.

The General Social Surveys Panel Interviews have been conducted during spring and summer from 2006 through 2014. The 2006 panel began with 2,000 eligible respondents, had 1,536 reinterviews in wave 2, and concluded with 1,276 reinterviews in wave 3. The 2008 panel began with the 2008 cross-section, containing 2,023 respondents. 1,581 reinterviews were completed for the 2nd wave, and 1,295 in the 3rd wave. The 2010 panel began with the 2010 cross-section, containing 2,044 respondents. The 2nd wave had 1,551 reinterviews, and the third 1,304. Each panel began with an independently drawn sample of English- and Spanish-speaking persons living in non-institutional arrangements or households within the United States. Respondents were drawn from full probability samples in all panel years. All three years of panel initialization (2006, 2008, and 2010) featured sub-sampling of non-respondents.

While cross-sectional GSS interviews occur based on a full probability sample of Primary Sampling Units in the United States, the reinterviews that make up waves 2 and 3 of each panel are not limited geographically. In 2006, only 2,000 respondents were eligible for reinterviews, but subsequent reinterviews in 2008 and 2010 were not. Reinterviews were not geographically limited – respondents could be reinterviewed wherever they were currently living in households, within the United States. In 2008 and 2010 all respondents were eligible for reinterviews, and none were eliminated to due geographic concerns, as long as they remained in households in the United States. Reinterviews did not need to be conducted face to face to account for this larger range of geographic eligibility. As a result, panel data have a much higher rate of phone interviews in waves 2 and 3.

The data from the interviews were processed according to standard NORC procedures.

This codebook documents data from all three complete panels. The first wave of the 2006, 2008, and 2010 panels all duplicate the cross-section data found in the Cumulative Codebook. Although all three panel datafiles are presented here, they should not be treated as comparable, except conceptually. Respondents in 2006 wave 2 have no relationship with respondents in 2008 wave 1, other the possibility of being asked the same questions. Each panel datafile contains questions that are unique to that particular panel, and as a result are absent from the GSS Cumulative Cross-Section datafile. The Panel cases serve as an additional space in each year of GSS data collection, and as a result contain unique modules – most notably the 2007 ISSP Sports & Leisure module, the 2008 ISSP Religion III module, the 2009 Social Inequality module and the 2011 ISSP Health & Healthcare module. However, the primary purpose of the Panel cases are the repeated questions, and the unique modules on the panel could have just as easily been administered to cross-section respondents in the same year.

The panel codebook is organized in the following manner: First is the replicating core, asked of respondents in either all or almost all years/waves. These items are all designated by “Replicating Core” in the module list. Next comes any module which was asked in more than one panel, such as Science Knowledge and Attitudes, asked repeatedly in all 3 panels, or Sexual Orientation, asked in 2006-1, 2008-1, 2008-2, and 2010-1. Then comes any module asked on two panels (e.g. Employment and Entrepreneurship, asked in 2006-2 & 2008-1). Last are the modules which appeared on only one wave of one panel (e.g. Scripture, asked in 2010-3). The last of these modules is Wealth and Assets. Finally, mimicking the structure of the cross-section Cumulative Codebook, the final section contains demographic and

household variables, and weights.

To facilitate the use of the codebook, several terms must be explained. The abbreviation "R," which appears throughout the text and appendices, stands for "respondent." The format which we have used in the text of the codebook is as follows:

56. Do you think the use of marijuana should be made legal or not?

[VAR: GRASS]

<u>RESPONSE</u>	<u>PUNCH</u>	<u>YEAR</u>								
		<u>2006-1</u>	<u>2006-2</u>	<u>2006-3</u>	<u>2008-1</u>	<u>2008-2</u>	<u>2008-3</u>	<u>2010-1</u>	<u>2010-2</u>	<u>2010-3</u>
Should	1	446	363	335	496	448	402	603	500	507
Should not	2	782	581	444	751	525	409	656	476	342
Don't know	8	101	80	57	116	86	1	117	72	42
No answer	9	0	1	5	2	1	58	1	2	0
Not applicable	IAP	671	975	1159	658	963	1153	667	994	1153

The format includes the question exactly as it appears in the questionnaire. For those few questions that were recoded, the symbol [RECODE] appears immediately after the question.

"[VAR: GRASS]" refers to the variable name. A mnemonic was assigned to each question to promote standardization in the use of General Social Survey variable names and also to meet the historical eight character limitation imposed by some computer software systems (e.g., SPSS).

Under the heading "RESPONSE," all possible answers to the questions are listed. The questionnaire contains three alternate forms of response as follows: (1) the answers were read to the respondent (if they were included in the question); (2) answers were presented to the respondent on a card (indicated by interviewer instructions); or (3) answers were marked by the interviewer to best correspond to the answer of the respondent (also indicated by interviewer instructions).

The term "PUNCH" represents the code or numerical value which was assigned to each response. These are the numbers that the user will find punched in the columns. The frequency of occurrence of each of the punch values appears in the next nine columns.

In most cases, the marginal distributions for all punches are given in the text. For a small number of variables--the two-or-more-column variables--frequencies or marginal distributions appear in the appendices. Responses are mutually exclusive (i.e., only one code can appear for each respondent for each question).

The first column under "YEAR," 2006-1, gives the counts for the panel-eligible respondents on the 2006 cross-section. In the second column, 2006-2, the counts for the second wave of the 2006 panel appear. Every variable has at least 464 ineligible responses in 2006-2, as those were the eligible respondents from wave 1 who were not reinterviewed. The third column, 2006-3, gives the totals for the third wave of 2006. This will always include the 724 respondents to wave 1 who were not reinterviewed for wave 3. The fourth column, 2008-1, duplicates the counts from the 2008 cross-sectional data. The fifth column, 2008-2, contains the counts for the second wave of the 2008 panel. Every variable has at least 442 ineligible responses in 2008-2, as those were the respondents from wave 1 who were not reinterviewed. The sixth column, 2008-3, contains the counts for the third wave of the 2008 panel. This will always include at least 728 respondents who are inapplicable, as they could not be reinterviewed. The seventh column, 2010-1, duplicates the counts from the 2010 cross-sectional data. The eighth column, 2010-2, contains the counts for the second wave of the 2010 panel. Every variable has at least 493 ineligible responses in 2010-2, as those were the respondents from wave 1 who were not reinterviewed. The ninth column, 2010-3, contains the counts for the third wave of the 2010 panel. Every variable has at least 740 ineligible responses in 2010-3, as those were the respondents from waves 1 and 2 who were not reinterviewed for wave 3.

Abbreviations:

The following abbreviations are used throughout the text and appendices:

Col(s). Column(s)

ISSP International Social Survey Program

N Number

IAP Inapplicable

n.e.c. Not elsewhere classified

PSU Primary Sampling Unit

Q(s). Question(s)

R Respondent

Var. Variable

Vol. Volunteered

NATIONAL DATA PROGRAM FOR THE SOCIAL SCIENCES

CODES FOR THE 2006-2014 GENERAL SOCIAL SURVEY PANEL SURVEYS

Core Variables

Given for each question is the original question wording, interviewer directions contained in the questionnaire, the response categories, the punch designations, the number of responses ("N"), and the variable name given in brackets under the question. Added comments are either bracketed "[]" or indicated under "REMARKS."

1. Last week were you working full time, part time, going to school, keeping house, or what?

HAND CARD AU

[VAR: WRKSTAT]

CIRCLE ONE CODE ONLY. IF MORE THAN ONE RESPONSE, GIVE PREFERENCE TO SMALLEST CODE NUMBER THAT APPLIES

[VAR: WRKSTAT]

<u>RESPONSE</u>	<u>PUNCH</u>	<u>YEAR</u>								
		<u>2006-1</u>	<u>2006-2</u>	<u>2006-3</u>	<u>2008-1</u>	<u>2008-2</u>	<u>2008-3</u>	<u>2010-1</u>	<u>2010-2</u>	<u>2010-3</u>
Working full time (ASK HRS1)	1	1000	738	607	1003	720	613	917	714	614
Working part time (ASK HRS1)	2	192	154	120	211	173	127	234	197	148
With a job, but not at work because of temporary illness, vacation, strike (ASK HRS2)	3	37	37	11	53	27	24	33	30	17
Unemployed, laid off, looking for work (GO TO OCC)	4	66	43	76	74	85	66	145	77	56
Retired (ASK EVWORK)	5	350	279	249	336	278	276	319	288	275
In school (ASK EVWORK)	6	72	32	27	57	50	27	93	33	23
Keeping house (ASK EVWORK)	7	223	203	143	227	187	126	235	163	136
Other (SPECIFY AND ASK EVWORK)	8	58	49	41	60	60	35	65	49	35
No answer	9	2	1	2	2	1	1	3	0	0
Not applicable	0	0	464	724	0	442	728	0	493	740

REMARKS: Card AU contained responses for punches 1 through 8.

A. IF WORKING, FULL OR PART TIME: How many hours did you work last week, at all jobs?

[VAR: HRS1]

<u>RESPONSE</u>	<u>PUNCH</u>	<u>YEAR</u>								
		<u>2006-1</u>	<u>2006-2</u>	<u>2006-3</u>	<u>2008-1</u>	<u>2008-2</u>	<u>2008-3</u>	<u>2010-1</u>	<u>2010-2</u>	<u>2010-3</u>
0-9 hours	0	24	22	22	17	11	10	23	55	20
10-19 hours	1	50	32	35	42	31	30	46	40	39
20-29 hours	2	92	58	57	106	78	56	109	87	64
30-39 hours	3	138	112	93	161	135	117	168	135	111
40-49 hours	4	541	419	344	552	401	322	477	368	320
50-59 hours	5	185	140	93	156	125	105	187	139	111
60-69 hours	6	90	70	52	107	65	59	80	67	59
70-79 hours	7	30	20	26	23	17	12	26	30	16
80 or more hours	8	32	14	11	45	22	27	23	10	19
No answer, Don't know	9	11	6	7	0	0	0	15	10	20
Not applicable (Punches 3 to 8 in WRKSTAT)	-1	807	1107	1260	814	1138	1285	890	1103	1265

B. IF WITH A JOB, BUT NOT AT WORK: How many hours a week do you usually work, at all jobs?

[VAR: HRS2]

<u>RESPONSE</u>	<u>PUNCH</u>	<u>YEAR</u>								
		<u>2006-1</u>	<u>2006-2</u>	<u>2006-3</u>	<u>2008-1</u>	<u>2008-2</u>	<u>2008-3</u>	<u>2010-1</u>	<u>2010-2</u>	<u>2010-3</u>
00-09 hours	0	1	0	1	3	0	0	3	6	3
10-19 hours	1	2	2	1	1	3	1	1	1	0
20-29 hours	2	2	4	1	4	2	4	1	2	0
30-39 hours	3	3	4	2	9	2	2	5	2	1
40-49 hours	4	19	17	4	25	15	12	15	13	8
50-59 hours	5	3	5	2	5	3	0	4	3	2
60-69 hours	6	2	2	0	5	0	2	0	2	1
70-79 hours	7	0	0	0	1	0	1	1	0	0
80 or more hours	8	0	0	0	2	2	1	0	1	0
No answer, Don't know	9	3	1	2	0	0	0	3	0	2
Not applicable (Punches 1,2,4-8 in WRKSTAT)	-1	1965	1965	1987	1968	1996	2000	2011	2014	2027

REMARKS: The response categories have been collapsed for convenience of display.

C. IF RETIRED, IN SCHOOL, KEEPING HOUSE, OR OTHER: Did you ever work for as long as one year?

[VAR: EVWORK]

RESPONSE	PUNCH	YEAR								
		2006-1	2006-2	2006-3	2008-1	2008-2	2008-3	2010-1	2010-2	2010-3
Yes (ASK OCC to INDUSTRY)	1	622	527	427	618	536	444	614	500	451
No (GO TO OCC80 to INDUS80)	2	88	36	33	62	39	20	98	33	18
Don't Know	8	0	0	0	0	0	0	0	0	0
No answer	9	2	1	2	2	1	1	3	0	0
Not applicable (Punches 1-4 in WRKSTAT)	0	1288	1436	1538	1341	1447	1558	1329	1511	1575

2. OCCUPATION: [See REMARKS]

- A. What kind of work do you (did you normally) do? That is, what (is/was) your job called?
 B. What (do/did) you actually do in that job? Tell me, what (are/were) some of your main duties?

INDUSTRY: [See REMARKS]

- C. What kind of place (do/did) you work for?
 D. What (do/did) they (make/do)?
 E. (Are/Were) you self employed or (do/did) you work for someone else?
 F. (Are/Were) you employed by the federal, state or local government or by a private employer (including non-profit)
 G. About how much time (does/did) it usually take you to travel to work - about how many minutes?

RESPONDENT'S OCCUPATION

[VAR: OCC80]

RESPONSE	PUNCH	YEAR								
		2006-1	2006-2	2006-3	2008-1	2008-2	2008-3	2010-1	2010-2	2010-3
Managerial and professional specialty	1	603	483	413	597	488	0	579	0	0
Technical, sales, and administrative support	2	531	409	368	490	424	0	540	0	0
Service	3	295	225	192	329	258	0	344	0	0
Farming, forest, and fishing	4	39	27	22	43	37	0	40	0	0
Precision production, craft, and repair	5	189	140	99	180	132	0	172	0	0
Operators, fabricators, and laborers	6	236	177	128	282	183	0	214	0	0
Not applicable, No answer, Don't know	0	107	539	778	102	501	2023	155	2044	2044

REMARKS: The response categories have been collapsed for convenience of display.

PRESTIGE OF RESPONDENT'S OCCUPATION

[VAR: PRESTG80]

<u>RESPONSE</u>	<u>PUNCH</u>	<u>YEAR</u>								
		<u>2006-1</u>	<u>2006-2</u>	<u>2006-3</u>	<u>2008-1</u>	<u>2008-2</u>	<u>2008-3</u>	<u>2010-1</u>	<u>2010-2</u>	<u>2010-3</u>
10 - 19	10-19	10	15	7	18	13	0	8	0	0
20 - 29	20-29	253	186	151	264	213	0	300	0	0
30 - 39	30-39	471	357	281	544	405	0	486	0	0
40 - 49	40-49	510	362	341	434	371	0	467	0	0
50 - 59	50-59	277	232	179	336	254	0	317	0	0
60 - 69	60-69	299	246	200	253	204	0	248	0	0
70 - 79	70-79	66	58	56	67	62	0	62	0	0
80 - 89	80-89	7	5	7	5	1	0	2	0	0
Not applicable, No answer	0	107	539	778	102	500	2023	154	2044	2044

REMARKS: The response categories have been collapsed for convenience of display.RESPONDENT'S INDUSTRY

[VAR: INDUS80]

<u>RESPONSE</u>	<u>PUNCH</u>	<u>YEAR</u>								
		<u>2006-1</u>	<u>2006-2</u>	<u>2006-3</u>	<u>2008-1</u>	<u>2008-2</u>	<u>2008-3</u>	<u>2010-1</u>	<u>2010-2</u>	<u>2010-3</u>
Agriculture, Forestry, and Fisheries	1	46	33	27	46	37	0	45	0	0
Mining	2	6	1	1	15	6	0	7	0	0
Construction	3	121	93	48	125	77	0	105	0	0
Manufacturing	4	257	204	185	292	227	0	247	0	0
Transportation, Communications, and other Public Utilities	5	138	102	72	151	113	0	118	0	0
Wholesale and Retail Trade	6	322	253	198	345	272	0	344	0	0
Finance, Insurance, and Real Estate	7	126	100	85	121	90	0	123	0	0
Business and Repair Services	8	123	93	69	111	86	0	106	0	0
Personal Services	9	84	64	47	85	62	0	88	0	0
Entertainment and Recreation Services	10	21	13	11	26	25	0	42	0	0
Professional and Related Services	11	480	416	387	475	415	0	547	0	0
Public Administration	12	134	102	92	128	105	0	127	0	0
Not applicable, No answer	0	142	526	778	103	508	2023	145	2044	2044

RESPONDENT'S INDUSTRY

[VAR: INDUS07]

<u>RESPONSE</u>	<u>PUNCH</u>	<u>YEAR</u>								
		<u>2006-1</u>	<u>2006-2</u>	<u>2006-3</u>	<u>2008-1</u>	<u>2008-2</u>	<u>2008-3</u>	<u>2010-1</u>	<u>2010-2</u>	<u>2010-3</u>
Agriculture, forestry, fishing, and hunting	1	36	24	23	38	40	32	29	22	22
Mining, quarrying, and oil and gas extraction	2	7	0	1	11	5	5	9	4	3
Utilities	3	20	11	15	21	16	12	17	10	11
Construction	4	132	100	55	141	87	68	123	88	65
Manufacturing	5	249	213	175	276	186	166	239	184	160
Wholesale and retail trade	6	243	180	144	232	204	154	238	165	157
Transportation	7	81	64	51	87	67	50	83	64	60
Information	8	47	37	28	61	47	38	43	33	27
Financial activities	9	136	103	85	119	97	67	123	106	93
Professional and technical services	10	109	91	73	98	79	79	107	83	83
Management, administrative, and waste services	11	44	29	25	68	51	39	51	48	25
Education and health services	12	428	364	330	417	365	304	461	373	317
Leisure and hospitality	13	144	99	74	158	119	91	170	118	86
Other services	14	102	85	74	108	77	55	130	96	79
Public administration	15	112	84	72	104	83	77	82	74	79
Active duty military personnel (no civilian employees)	16	9	10	9	11	8	24	23	28	3
Don't know	9998	13	6	9	11	11	14	30	21	14
No answer	9999	0	0	0	0	0	0	0	0	0
Not applicable/uncodeable	0	88	500	757	62	481	748	86	527	760

REMARKS: INDUS07 is coded using the U.S. Bureau of the Census industry codes (North American Industry Classification System 2007).

RESPONDENT'S OCCUPATION

[VAR: OCC10]

<u>RESPONSE</u>	<u>PUNCH</u>	<u>YEAR</u>								
		<u>2006-1</u>	<u>2006-2</u>	<u>2006-3</u>	<u>2008-1</u>	<u>2008-2</u>	<u>2008-3</u>	<u>2010-1</u>	<u>2010-2</u>	<u>2010-3</u>
Management, professional, and related occupations	1	616	547	470	672	546	455	663	540	484
Service occupations	2	326	249	210	348	265	214	374	269	229
Sales and office occupations	3	489	359	299	430	358	292	450	347	293
Natural resources, construction, and maintenance occupations	4	195	131	92	200	149	103	174	119	108
Production, transportation, and material moving occupations	5	256	205	160	290	211	169	243	191	156
Active Duty Military Personnel	6	14	3	5	11	8	24	23	28	2
Don't know	9998	0	0	0	0	0	0	0	0	0
No answer	9999	16	6	7	10	5	18	31	24	12
Not applicable/uncodeable	0	88	500	757	62	481	748	86	526	760

PRESTIGE OF RESPONDENT'S OCCUPATION

[VAR: PRESTG10]

<u>RESPONSE</u>	<u>PUNCH</u>	<u>YEAR</u>								
		<u>2006-1</u>	<u>2006-2</u>	<u>2006-3</u>	<u>2008-1</u>	<u>2008-2</u>	<u>2008-3</u>	<u>2010-1</u>	<u>2010-2</u>	<u>2010-3</u>
10 - 19	10-19	18	13	15	22	10	10	32	18	12
20 - 29	20-29	233	179	122	231	215	155	246	199	157
30 - 39	30-39	609	457	360	625	468	377	602	448	339
40 - 49	40-49	507	366	340	490	395	307	468	347	345
50 - 59	50-59	194	197	159	262	186	172	245	224	197
60 - 69	60-69	256	218	186	248	214	186	266	209	182
70 - 79	70-79	72	55	48	70	48	50	66	46	39
80 - 89	80-89	7	8	6	3	1	0	2	3	1
Not applicable, No answer	0	104	507	764	72	486	766	117	550	772

RESPONDENT'S INDUSTRY

[VAR: INDUS10]

<u>RESPONSE</u>	<u>PUNCH</u>	<u>YEAR</u>								
		<u>2006-1</u>	<u>2006-2</u>	<u>2006-3</u>	<u>2008-1</u>	<u>2008-2</u>	<u>2008-3</u>	<u>2010-1</u>	<u>2010-2</u>	<u>2010-3</u>
Agriculture, forestry, fishing, and hunting	1	36	24	23	38	40	32	29	22	22
Mining, quarrying, and oil and gas extraction	2	7	0	1	11	5	5	9	4	3
Utilities	3	20	11	15	21	16	12	17	10	11
Construction	4	132	100	55	141	87	68	123	88	65
Manufacturing	5	249	213	175	276	186	166	239	184	160
Wholesale and retail trade	6	243	180	144	232	204	154	238	165	157
Transportation	7	81	64	51	87	67	50	83	64	60
Information	8	47	37	28	61	47	38	43	33	27
Financial activities	9	136	103	85	119	97	67	123	106	93
Professional and technical services	10	109	91	73	98	79	79	107	83	83
Management, administrative, and waste services	11	44	29	25	68	51	39	51	48	25
Education and health services	12	428	364	330	417	365	304	461	373	317
Leisure and hospitality	13	144	99	74	158	119	91	170	118	86
Other services	14	102	85	74	108	77	55	130	96	79
Public administration	15	112	84	72	104	83	77	82	74	79
Active duty military personnel (no civilian employees)	16	9	10	9	11	8	24	23	28	3
Don't know	9998	0	0	0	0	0	0	0	0	0
No answer	9999	13	6	9	11	11	14	30	21	14
Not applicable/uncodeable	0	88	500	757	62	481	748	86	527	760

REMARKS: OCC10 and INDUS10 are coded using the U.S. Bureau of the Census occupation (2010) and industry codes (NAICS 2007).

RESPONDENT'S EMPLOYMENT STATUS

[VAR: WRKSLF]

<u>RESPONSE</u>	<u>PUNCH</u>	<u>YEAR</u>								
		<u>2006-1</u>	<u>2006-2</u>	<u>2006-3</u>	<u>2008-1</u>	<u>2008-2</u>	<u>2008-3</u>	<u>2010-1</u>	<u>2010-2</u>	<u>2010-3</u>
Self-employed	1	216	175	139	226	160	131	234	187	162
Someone else	2	1688	1321	1099	1732	1380	1142	1706	1331	1123
Don't know	8	1	2	1	0	1	1	2	0	0
No answer	9	7	2	4	3	1	1	4	0	1
Not applicable (never worked)	0	88	500	757	62	481	748	98	526	758

RESPONDENT'S EMPLOYER

[VAR: WRKGOVT]

<u>RESPONSE</u>	<u>PUNCH</u>	<u>YEAR</u>								
		<u>2006-1</u>	<u>2006-2</u>	<u>2006-3</u>	<u>2008-1</u>	<u>2008-2</u>	<u>2008-3</u>	<u>2010-1</u>	<u>2010-2</u>	<u>2010-3</u>
Government	1	346	299	261	343	293	251	369	294	256
Private	2	1530	1181	954	1572	1218	1002	1538	1199	1009
Don't know	8	22	14	17	29	27	18	29	16	19
No answer	9	14	6	11	17	4	4	10	9	2
Not applicable (never worked)	0	88	500	757	62	481	748	98	526	758

3. Are/were you self-employed or do/did you work for someone else?
 [If "Self-employed"] Do/did you have any employees?
 [If "Yes"] How many employees do/did you have?

[VAR: NUMEMPS]

<u>RESPONSE</u>	<u>PUNCH</u>	<u>YEAR</u>								
		<u>2006-1</u>	<u>2006-2</u>	<u>2006-3</u>	<u>2008-1</u>	<u>2008-2</u>	<u>2008-3</u>	<u>2010-1</u>	<u>2010-2</u>	<u>2010-3</u>
0	0	140	108	91	143	94	79	153	129	110
1-9	1-9	63	57	42	64	51	35	62	39	39
10-19	10-19	5	2	2	13	7	10	9	9	7
20-29	20-29	1	3	1	5	4	3	3	3	1
30-39	30-39	2	2	1	0	0	2	3	4	2
40-49	40-49	2	0	1	0	3	0	2	0	1
50-59	50-59	2	0	1	1	1	2	1	1	1
60-69	60-69	0	0	0	0	0	0	1	1	1
70-79	70-79	0	0	0	0	0	0	0	1	0
80-89	80-89	0	0	0	0	0	0	0	0	0
90-96	90-96	0	0	0	0	0	0	0	0	0
97 or more	97	2	2	0	1	1	0	0	0	0
Don't know	98	0	0	0	0	0	0	1	0	0
No Answer	99	0	0	0	0	0	1	0	0	0
Not applicable (never employed or not self-employed)	0	1783	1826	1861	1796	1862	1891	1809	1857	1882

REMARKS: If respondents answered "Self-employed" to the first part but "No" to the second part, they did not receive the third part of the question and the responses were coded to 0.

4. About how many people work at the location where you work? (Count part-time as well as full-time employees in all areas, departments, and buildings)

[VAR: LOCALNUM]

<u>RESPONSE</u>	<u>PUNCH</u>	<u>YEAR</u>								
		<u>2006-1</u>	<u>2006-2</u>	<u>2006-3</u>	<u>2008-1</u>	<u>2008-2</u>	<u>2008-3</u>	<u>2010-1</u>	<u>2010-2</u>	<u>2010-3</u>
1-9	1	338	231	192	313	224	181	325	267	216
10-49	2	249	190	165	265	191	156	271	209	169
50-99	3	156	120	88	145	101	92	156	118	98
100-499	4	238	175	144	247	192	176	212	162	144
500-999	5	79	65	43	81	67	41	58	56	40
1,000-1,999	6	46	46	35	65	45	42	39	24	29
2,000+	7	94	80	59	118	80	63	93	86	71
Don't know	8	19	12	6	20	13	5	15	5	5
No answer	9	7	11	8	15	8	9	18	14	7
Not applicable	0	774	1070	1260	754	1102	1258	857	1103	1265

5. Are you currently--married, widowed, divorced, separated, or have you never been married?

[VAR: MARITAL]

<u>RESPONSE</u>	<u>PUNCH</u>	<u>YEAR</u>								
		<u>2006-1</u>	<u>2006-2</u>	<u>2006-3</u>	<u>2008-1</u>	<u>2008-2</u>	<u>2008-3</u>	<u>2010-1</u>	<u>2010-2</u>	<u>2010-3</u>
Married (ASK AGEWED and DIVORCE)	1	942	770	641	972	775	654	891	701	609
Widowed (ASK AGEWED and DIVORCE)	2	169	139	115	164	125	98	181	143	116
Divorced (ASK AGEWED)	3	317	258	220	281	237	203	341	278	244
Separated (ASK AGEWED)	4	68	46	45	70	45	47	65	44	39
Never married (GO TO SPWRKSTA)	5	503	321	254	531	397	291	565	385	295
No answer	9	1	466	725	5	2	2	1	0	1
Not applicable	0	0	0	0	0	442	728	0	493	740

- A. IF CURRENTLY MARRIED OR WIDOWED: Have you ever been divorced or legally separated?

[VAR: DIVORCE]

<u>RESPONSE</u>	<u>PUNCH</u>	<u>YEAR</u>								
		<u>2006-1</u>	<u>2006-2</u>	<u>2006-3</u>	<u>2008-1</u>	<u>2008-2</u>	<u>2008-3</u>	<u>2010-1</u>	<u>2010-2</u>	<u>2010-3</u>
Yes	1	285	246	206	277	228	188	258	212	188
No	2	825	663	549	859	672	564	813	632	537
Don't know	8	1	0	0	0	0	0	0	0	0
No answer	9	1	2	2	5	2	2	2	0	1
Not applicable (Punches 3,4,5 in MARITAL)	0	888	1089	1243	882	1121	1269	971	1200	1318

B. IF CURRENTLY MARRIED, SEPARATED, OR DIVORCED: Have you ever been widowed?

[VAR: WIDOWED]

RESPONSE	PUNCH	YEAR								
		2006-1	2006-2	2006-3	2008-1	2008-2	2008-3	2010-1	2010-2	2010-3
Yes	1	36	34	28	34	24	22	38	27	24
No	2	1290	1039	877	1289	1033	882	1259	996	868
Don't know	8	1	1	0	0	0	0	0	0	0
No answer	9	1	2	2	5	2	2	1	0	1
Not applicable (Punches 3,4,5 in MARITAL)	0	672	924	1093	695	964	1117	746	1021	1151

6. Last week was your (wife/husband) working full time, part time, going to school, keeping house, or what?

CIRCLE ONE CODE ONLY. IF MORE THAN ONE RESPONSE, GIVE PREFERENCE TO SMALLEST CODE NUMBER THAT APPLIES.

HAND CARD B

[VAR: SPWRKSTA]

RESPONSE	PUNCH	YEAR								
		2006-1	2006-2	2006-3	2008-1	2008-2	2008-3	2010-1	2010-2	2010-3
Working full time (ASK SPHRS1)	1	543	418	331	533	408	359	438	371	318
Working part time (ASK SPHRS1)	2	80	74	60	100	90	59	91	76	62
With a job, but not at work because of temporary illness, vacation, strike (ASK SPHRS2)	3	7	21	10	24	10	12	17	16	16
Unemployed, laid off, looking for work (GO TO SPOCC)	4	16	12	29	14	20	20	31	19	19
Retired (ASK SPEWORK)	5	147	116	108	150	127	129	145	112	105
In school (ASK SPEWORK)	6	9	8	7	8	9	8	21	7	4
Keeping house (ASK SPEVWORK)	7	113	99	71	112	83	56	111	78	73
Other (SPECIFY; ASK SPEVWORK)	8	25	19	24	27	25	9	30	20	11
No answer	9	3	5	2	9	5	4	8	2	2
Not applicable (Punches 2-5, MARITAL)	0	1057	1228	1358	1046	1246	1367	1152	1343	1434

A. IF WORKING, FULL OR PART TIME: How many hours did (he/she) work last week, at all jobs?

[VAR: SPHRS1]

<u>RESPONSE</u>	<u>PUNCH</u>	<u>YEAR</u>								
		<u>2006-1</u>	<u>2006-2</u>	<u>2006-3</u>	<u>2008-1</u>	<u>2008-2</u>	<u>2008-3</u>	<u>2010-1</u>	<u>2010-2</u>	<u>2010-3</u>
00 - 09 hours	0-9	9	2	3	5	8	3	16	14	8
10 - 19 hours	10-19	19	15	10	23	18	19	17	12	9
20 - 29 hours	20-29	32	27	31	45	41	28	42	36	41
30 - 39 hours	30-39	71	52	51	62	61	46	57	49	32
40 - 49 hours	40-49	317	247	197	306	250	205	266	217	176
50 - 59 hours	50-59	80	81	40	109	64	68	65	62	63
60 - 69 hours	60-69	54	38	34	45	38	33	38	35	34
70 - 79 hours	70-79	12	11	9	15	5	5	13	10	6
80 or more hours	80-97	30	22	18	13	8	8	9	5	4
No answer, Don't know	98,99	0	0	0	19	8	6	14	9	9
Not applicable (Punches 3-8 and IAP in SPWRKSTA)	-1	1376	1505	1607	1381	1522	1602	1507	1595	1662

B. IF WITH A JOB, BUT NOT AT WORK: How many hours a week does (he/she) usually work, at all jobs?

[VAR: SPHRS2]

<u>RESPONSE</u>	<u>PUNCH</u>	<u>YEAR</u>								
		<u>2006-1</u>	<u>2006-2</u>	<u>2006-3</u>	<u>2008-1</u>	<u>2008-2</u>	<u>2008-3</u>	<u>2010-1</u>	<u>2010-2</u>	<u>2010-3</u>
00 - 09 hours	0-9	0	0	0	1	0	0	0	0	2
10 - 19 hours	10-19	0	0	0	1	0	1	0	1	0
20 - 29 hours	20-29	0	0	0	2	1	1	0	2	1
30 - 39 hours	30-39	0	1	0	1	2	2	1	3	0
40 - 49 hours	40-49	4	11	4	13	6	4	9	7	9
50 - 59 hours	50-59	2	2	3	2	0	1	4	4	4
60 - 69 hours	60-69	0	4	0	3	1	1	1	0	0
70 - 79 hours	70-79	0	0	1	0	0	1	0	0	0
80 - 89 hours	80-97	1	1	0	1	0	0	0	0	0
No answer, Don't know	98,99	3	7	4	9	5	5	10	2	2
Not applicable (Punches 1,2, 4-IAP in SPWRKSTA)	-1	1990	1974	1988	1990	2008	2007	2019	2025	2026

REMARKS: The response categories have been collapsed for convenience of display.

C. IF RETIRED, IN SCHOOL, KEEPING HOUSE, OR OTHER: Did (he/she) ever work for as long as one year?

[VAR: SPEVWORK]

RESPONSE	PUNCH	YEAR								
		2006-1	2006-2	2006-3	2008-1	2008-2	2008-3	2010-1	2010-2	2010-3
Yes (ASK SPOCC)	1	229	210	191	265	218	190	274	197	180
No (SKIP TO INSTRUCTIONS BEFORE PAOCC)	2	62	33	22	31	26	13	35	21	13
Don't know (SKIP TO INSTRUCTIONS BEFORE PAOCC)	8	1	0	0	0	0	0	0	0	0
No answer	9	5	4	2	10	5	4	8	2	2
Not applicable (Punch 1-4, IAP in SPWRKSTA)	0	1703	1753	1785	1717	1774	1816	1727	1824	1849

REMARKS: See Appendix L: Hours worked, for detailed distribution. See Appendix N for changes across surveys. Contents of SPWRKSTA, punch 8 (Other, SPECIFY), available from NORC. Card B contained responses for punches 1 through 8.

7. OCCUPATION: [See REMARKS]

- A. What kind of work (does/did) your [SPOUSE] normally do? That is, what (is/was) (his/her) job called?
 B. What (does/did) [SPOUSE] actually do in that job? Tell me, what (are/were) some of (his/her) main duties?

INDUSTRY: [See REMARKS]

- C. What kind of place (does/did) [SPOUSE] work for?
 D. What (do/did) they (make/do)?
 E. (Is/Was) (he/she) self-employed or (does/did) (he/she) work for someone else?

REMARKS: The above questions are not coded but are used to code occupation, prestige, and industry.

RESPONDENT'S SPOUSE'S OCCUPATION

[VAR: SPOCC80]

RESPONSE	PUNCH	YEAR								
		2006-1	2006-2	2006-3	2008-1	2008-2	2008-3	2010-1	2010-2	2010-3
Managerial and professional specialty	1	104	83	71	111	256	0	279	0	0
Technical, sales, and administrative support	2	107	98	80	117	178	0	219	0	0
Service	3	100	77	80	126	101	0	105	0	0
Farming, forest, and fishing	4	128	103	96	151	19	0	17	0	0
Precision production, craft, and repair	5	81	69	45	62	86	0	88	0	0
Operators, fabricators, and laborers	6	25	23	20	24	91	0	117	0	0
Not applicable, No answer, Don't know	0	1333	1445	1524	1305	1292	2023	1219	2044	2044

REMARKS: The response categories have been collapsed for convenience of display.

PRESTIGE OF RESPONDENT'S SPOUSE'S OCCUPATION

[VAR: SPPRES80]

<u>RESPONSE</u>	<u>PUNCH</u>	<u>YEAR</u>								
		<u>2006-1</u>	<u>2006-2</u>	<u>2006-3</u>	<u>2008-1</u>	<u>2008-2</u>	<u>2008-3</u>	<u>2010-1</u>	<u>2010-2</u>	<u>2010-3</u>
10 - 19	10-19	0	3	1	2	3	0	7	0	0
20 - 29	20-29	96	72	61	102	80	0	88	0	0
30 - 39	30-39	215	156	143	213	170	0	214	0	0
40 - 49	40-49	217	202	181	247	188	0	207	0	0
50 - 59	50-59	152	155	103	166	126	0	159	0	0
60 - 69	60-69	145	105	92	141	132	0	111	0	0
70 - 79	70-79	31	23	19	37	27	0	29	0	0
80 - 89	80-89	5	4	2	2	2	0	6	0	0
Not applicable, Don't know, No answer	0	1139	1280	1398	1113	1295	2023	1223	2044	2044

REMARKS: The response categories have been collapsed for convenience of display.RESPONDENT'S SPOUSE'S INDUSTRY

[VAR: SPIND80]

<u>RESPONSE</u>	<u>PUNCH</u>	<u>YEAR</u>								
		<u>2006-1</u>	<u>2006-2</u>	<u>2006-3</u>	<u>2008-1</u>	<u>2008-2</u>	<u>2008-3</u>	<u>2010-1</u>	<u>2010-2</u>	<u>2010-3</u>
Agriculture, Forestry, and Fisheries	1	15	14	10	28	19	0	15	0	0
Mining	2	5	3	1	7	2	0	4	0	0
Construction	3	67	64	38	66	51	0	49	0	0
Manufacturing	4	150	130	107	138	119	0	131	0	0
Transportation, Communications, and other Public Utilities	5	70	63	50	77	62	0	76	0	0
Wholesale and Retail Trade	6	123	100	104	115	87	0	104	0	0
Finance, Insurance, and Real Estate	7	60	54	48	61	46	0	60	0	0
Business and Repair Services	8	47	46	34	45	32	0	57	0	0
Personal Services	9	31	23	11	38	25	0	26	0	0
Entertainment and Recreation Services	10	7	4	6	12	12	0	12	0	0
Professional and Related Services	11	208	168	148	248	209	0	231	0	0
Public Administration	12	64	52	47	75	69	0	59	0	0
Not applicable, No answer	0	1153	1279	1396	1113	1290	2023	1220	2044	2044

REMARKS: Coded using the U.S. Bureau of the Census 3 digit occupation and industries codes for 1980 and the 2 digit 1989 GSS/NORC prestige score. See Appendices F-H for full details and distributions.

RESPONDENT'S SPOUSE'S OCCUPATION

[VAR: SPOCC10]

<u>RESPONSE</u>	<u>PUNCH</u>	<u>YEAR</u>								
		<u>2006-1</u>	<u>2006-2</u>	<u>2006-3</u>	<u>2008-1</u>	<u>2008-2</u>	<u>2008-3</u>	<u>2010-1</u>	<u>2010-2</u>	<u>2010-3</u>
Management, professional, and related occupations	1	316	278	236	353	292	242	306	273	254
Service occupations	2	116	98	85	144	115	97	117	85	75
Sales and office occupations	3	183	148	127	199	142	114	192	128	124
Natural resources, construction, and maintenance occupations	4	105	85	61	87	82	76	90	69	52
Production, transportation, and material moving occupations	5	134	120	100	137	108	90	124	90	82
Active Duty Military Personnel	6	7	2	2	8	2	15	10	15	1
Don't know	9998	0	0	0	0	0	0	0	0	0
No answer	9999	19	8	9	16	12	8	18	18	7
Not applicable/uncodeable	0	1120	1261	1380	1079	1270	1381	1187	1366	1449

PRESTIGE OF RESPONDENT'S SPOUSE'S OCCUPATION

[VAR: SPPRES10]

<u>RESPONSE</u>	<u>PUNCH</u>	<u>YEAR</u>								
		<u>2006-1</u>	<u>2006-2</u>	<u>2006-3</u>	<u>2008-1</u>	<u>2008-2</u>	<u>2008-3</u>	<u>2010-1</u>	<u>2010-2</u>	<u>2010-3</u>
10 - 19	10-19	4	4	3	7	3	3	5	5	1
20 - 29	20-29	79	67	52	88	76	59	93	67	51
30 - 39	30-39	261	226	185	268	203	180	237	189	161
40 - 49	40-49	242	199	163	248	196	167	233	143	155
50 - 59	50-59	104	92	87	132	118	87	123	121	111
60 - 69	60-69	132	107	98	139	115	110	110	98	84
70 - 79	70-79	34	31	21	44	27	26	30	32	21
80 - 89	80-89	5	5	2	2	3	2	8	5	4
Not applicable, No answer	0	1139	1269	1389	1095	1282	1389	1205	1384	1456

REMARKS: The response categories have been collapsed for convenience of display. SPPRES10 is based on the 2010 Census occupation classification. This standard prestige score is a simple mean value of ratings for each occupation category, converted to a scale of 0 (bottom) to 100 (top). Please refer to GSS Methodological Report 124 for more information.

RESPONDENT'S SPOUSE'S INDUSTRY

[VAR: SPIND10]

<u>RESPONSE</u>	<u>PUNCH</u>	<u>YEAR</u>								
		<u>2006-1</u>	<u>2006-2</u>	<u>2006-3</u>	<u>2008-1</u>	<u>2008-2</u>	<u>2008-3</u>	<u>2010-1</u>	<u>2010-2</u>	<u>2010-3</u>
Agriculture, forestry, fishing, and hunting	1	11	12	9	20	13	11	9	6	13
Mining, quarrying, and oil and gas extraction	2	3	3	2	5	2	2	1	0	4
Utilities	3	8	5	8	11	13	10	8	9	11
Construction	4	70	67	42	70	49	40	57	40	32
Manufacturing	5	143	127	102	131	106	82	125	97	94
Wholesale and retail trade	6	108	79	83	104	69	61	93	67	58
Transportation	7	46	36	26	41	33	31	50	35	37
Information	8	17	19	19	30	25	21	29	18	15
Financial activities	9	63	55	55	61	50	40	63	46	39
Professional and technical services	10	43	24	25	46	36	31	53	48	43
Management, administrative, and waste services	11	20	31	15	33	21	17	25	25	12
Education and health services	12	178	145	121	209	168	155	192	169	140
Leisure and hospitality	13	46	32	30	53	41	36	33	24	21
Other services	14	47	45	30	42	45	41	44	34	24
Public administration	15	55	50	37	62	66	39	45	30	35
Active duty military personnel (no civilian employees)	16	5	2	4	7	2	15	7	15	1
Don't know	9998	0	0	0	0	0	0	0	0	0
No answer	9999	17	7	12	19	14	10	23	15	16
Not applicable/uncodeable	0	1120	1261	1380	1079	1270	1381	1187	1366	1449

REMARKS: SPOCC10 and SPIND10 are coded using the U.S. Bureau of the Census occupation (2010) and industry codes (NAICS 2007).
See Appendices F-H for full details and distributions. The numbers above are collapsed for convenience of display.

SPOUSE'S EMPLOYMENT STATUS

[VAR: SPWRKSLF]

<u>RESPONSE</u>	<u>PUNCH</u>	<u>YEAR</u>								
		<u>2006-1</u>	<u>2006-2</u>	<u>2006-3</u>	<u>2008-1</u>	<u>2008-2</u>	<u>2008-3</u>	<u>2010-1</u>	<u>2010-2</u>	<u>2010-3</u>
Self-employed	1	103	97	74	118	85	70	97	87	70
Someone else	2	769	633	545	818	660	570	751	590	525
Don't know	8	1	2	0	0	3	0	2	1	0
No answer	9	7	7	1	10	3	3	7	2	2
Not applicable (no spouse, or spouse never worked)	0	1120	1261	1380	1077	1272	1380	1187	1364	1447

8. OCCUPATION: [See REMARKS]

- A. What kind of work did your father (FATHER SUBSTITUTE) normally do while you were growing up? That is, what kind of work did he do?
- B. What did he actually do in that job? Tell me, what were some of his main duties?

INDUSTRY: [See REMARKS]

- C. What kind of place did he work for?
- D. What did they (make/do)?
- E. Was he self-employed or did he work for someone else?

REMARKS: The above questions are not coded but are used to code occupation, prestige, and industry.

FATHER'S OCCUPATION

[VAR: PAOCC80]

<u>RESPONSE</u>	<u>PUNCH</u>	<u>YEAR</u>								
		<u>2006-1</u>	<u>2006-2</u>	<u>2006-3</u>	<u>2008-1</u>	<u>2008-2</u>	<u>2008-3</u>	<u>2010-1</u>	<u>2010-2</u>	<u>2010-3</u>
Managerial and professional specialty	1	356	278	256	378	307	0	409	0	0
Technical, sales, and administrative support	2	205	182	146	181	146	0	194	0	0
Service	3	123	97	96	149	104	0	128	0	0
Farming, forest, and fishing	4	204	140	104	193	132	0	187	0	0
Precision production, craft, and repair	5	352	290	247	371	293	0	365	0	0
Operators, fabricators, and laborers	6	350	257	217	329	253	0	329	0	0
Not applicable (Punches 5, 7 in FAMILY16, No answer, Don't know	0	410	756	934	422	788	2023	432	2044	2044

REMARKS: The response categories have been collapsed for convenience of display.

PRESTIGE OF FATHER'S OCCUPATION

[VAR: PAPRES80]

<u>RESPONSE</u>	<u>PUNCH</u>	<u>YEAR</u>								
		<u>2006-1</u>	<u>2006-2</u>	<u>2006-3</u>	<u>2008-1</u>	<u>2008-2</u>	<u>2008-3</u>	<u>2010-1</u>	<u>2010-2</u>	<u>2010-3</u>
10 - 19	10-19	1	2	1	6	3	0	1	0	0
20 - 29	20-29	153	107	89	165	124	0	146	0	0
30 - 39	30-39	457	336	305	428	342	0	450	0	0
40 - 49	40-49	530	431	359	546	399	0	515	0	0
50 - 59	50-59	230	197	168	248	199	0	270	0	0
60 - 69	60-69	152	117	93	156	117	0	148	0	0
70 - 79	70-79	56	43	43	43	42	0	61	0	0
80 - 89	80-89	11	11	8	9	9	0	21	0	0
Not applicable, Don't know, No answer, Disabled	0	410	756	934	422	788	2023	432	2044	2044

FATHER'S INDUSTRY

[VAR: PAIND80]

<u>RESPONSE</u>	<u>PUNCH</u>	<u>YEAR</u>								
		<u>2006-1</u>	<u>2006-2</u>	<u>2006-3</u>	<u>2008-1</u>	<u>2008-2</u>	<u>2008-3</u>	<u>2010-1</u>	<u>2010-2</u>	<u>2010-3</u>
Agriculture, Forestry, and Fisheries	1	193	136	98	751	127	0	181	0	0
Mining	2	21	20	18	31	25	0	26	0	0
Construction	3	193	139	120	191	129	0	169	0	0
Manufacturing	4	364	305	261	203	325	0	409	0	0
Transportation, Communications, and other Public Utilities	5	189	132	113	0	136	0	193	0	0
Wholesale and Retail Trade	6	185	147	139	44	130	0	196	0	0
Finance, Insurance, and Real Estate	7	51	48	39	72	53	0	60	0	0
Business and Repair Services	8	55	48	41	57	50	0	65	0	0
Personal Services	9	18	16	11	23	16	0	26	0	0
Entertainment and Recreation Services	10	12	6	7	6	8	0	14	0	0
Professional and Related Services	11	161	135	101	129	112	0	154	0	0
Public Administration	12	138	121	109	162	130	0	125	0	0
Not applicable, No answer	0	420	747	943	354	782	2023	426	2044	2044

FATHER'S OCCUPATION

[VAR: PAOCC10]

<u>RESPONSE</u>	<u>PUNCH</u>	<u>YEAR</u>								
		<u>2006-1</u>	<u>2006-2</u>	<u>2006-3</u>	<u>2008-1</u>	<u>2008-2</u>	<u>2008-3</u>	<u>2010-1</u>	<u>2010-2</u>	<u>2010-3</u>
Management, professional, and related occupations	1	502	376	310	520	382	187	533	419	328
Service occupations	2	104	81	82	115	90	173	111	92	76
Sales and office occupations	3	188	147	130	173	149	146	182	129	128
Natural resources, construction, and maintenance occupations	4	408	359	279	362	314	253	376	266	255
Production, transportation, and material moving occupations	5	368	288	250	406	311	267	400	309	273
Active Duty Military Personnel	6	41	22	18	49	17	20	40	46	11
Don't know	9998	0	0	0	0	0	0	0	0	0
No answer	9999	34	32	26	44	24	33	48	25	16
Not applicable/uncodeable	0	355	695	905	354	736	944	354	758	957

PRESTIGE OF RESPONDENT'S FATHER'S OCCUPATION

[VAR: PAPRES10]

<u>RESPONSE</u>	<u>PUNCH</u>	<u>YEAR</u>								
		<u>2006-1</u>	<u>2006-2</u>	<u>2006-3</u>	<u>2008-1</u>	<u>2008-2</u>	<u>2008-3</u>	<u>2010-1</u>	<u>2010-2</u>	<u>2010-3</u>
10 - 19	10-19	1	2	2	4	6	1	2	3	0
20 - 29	20-29	197	189	153	184	176	123	186	141	122
30 - 39	30-39	476	385	325	468	359	303	505	394	322
40 - 49	40-49	544	382	322	558	389	334	526	367	351
50 - 59	50-59	138	118	100	162	142	105	152	148	102
60 - 69	60-69	158	117	100	153	117	113	151	121	102
70 - 79	70-79	86	69	59	86	66	66	100	72	59
80 - 89	80-89	11	11	8	10	8	7	20	13	12
Not applicable, No answer	0	389	727	931	398	760	971	402	785	974

FATHER'S INDUSTRY

[VAR: PAIND10]

<u>RESPONSE</u>	<u>PUNCH</u>	<u>YEAR</u>								
		<u>2006-1</u>	<u>2006-2</u>	<u>2006-3</u>	<u>2008-1</u>	<u>2008-2</u>	<u>2008-3</u>	<u>2010-1</u>	<u>2010-2</u>	<u>2010-3</u>
Agriculture, forestry, fishing, and hunting	1	210	153	103	184	130	104	178	118	99
Mining, quarrying, and oil and gas extraction	2	22	13	14	31	22	15	29	16	14
Utilities	3	32	23	22	37	28	21	33	21	22
Construction	4	204	139	127	184	128	119	185	136	133
Manufacturing	5	350	297	249	394	326	280	399	318	266
Wholesale and retail trade	6	162	121	112	150	108	88	170	121	113
Transportation	7	128	101	89	125	84	69	136	104	85
Information	8	27	19	14	35	32	28	35	22	15
Financial activities	9	53	54	46	70	52	42	63	49	37
Professional and technical services	10	53	34	27	44	46	25	36	27	34
Management, administrative, and waste services	11	17	16	7	25	16	14	32	26	25
Education and health services	12	108	100	69	81	76	60	117	90	73
Leisure and hospitality	13	44	32	35	41	25	28	50	45	34
Other services	14	74	61	51	75	66	52	73	57	46
Public administration	15	98	91	84	112	101	58	97	61	60
Active duty military personnel (no civilian employees)	16	29	22	17	37	19	48	19	46	13
Don't know	9998	0	0	0	0	0	0	0	0	0
No answer	9999	34	29	29	44	29	28	38	29	18
Not applicable/uncodeable	0	355	695	905	354	735	944	354	758	957

REMARKS: PAOCC10 and PAIND10 are coded using the U.S. Bureau of the Census occupation (2010) and industry codes (NAICS 2007).
See Appendices F-H for full details and distributions. The numbers above are collapsed for convenience of display.

FATHER'S EMPLOYMENT STATUS

[VAR: PAWRKSLF]

<u>RESPONSE</u>	<u>PUNCH</u>	<u>YEAR</u>								
		<u>2006-1</u>	<u>2006-2</u>	<u>2006-3</u>	<u>2008-1</u>	<u>2008-2</u>	<u>2008-3</u>	<u>2010-1</u>	<u>2010-2</u>	<u>2010-3</u>
Self-employed	1	423	341	287	397	306	251	408	293	246
Someone else	2	1203	942	792	1247	968	817	1256	984	831
Don't know	8	7	16	9	20	12	7	17	10	4
No answer	9	12	5	7	5	1	5	9	5	6
Not applicable (no father/ father substitute, not employed)	0	355	696	905	354	736	943	354	752	957

9. OCCUPATION: [See REMARKS]

- A. What kind of work did your mother (MOTHER SUBSTITUTE) normally do while you were growing up? That is, what was her job called?
 B. What did she actually do in that job? Tell me, what were some of her main duties?

INDUSTRY: [See REMARKS]

- C. What kind of place did she work for?
 D. What did they (make/do)?
 E. Was she self-employed or did she work for someone else?

REMARKS: The above questions are not coded but are used to code occupation, prestige, and industry.MOTHER'S OCCUPATION

[VAR: MAOCC80]

<u>RESPONSE</u>	<u>PUNCH</u>	<u>YEAR</u>								
		<u>2006-1</u>	<u>2006-2</u>	<u>2006-3</u>	<u>2008-1</u>	<u>2008-2</u>	<u>2008-3</u>	<u>2010-1</u>	<u>2010-2</u>	<u>2010-3</u>
Managerial and professional specialty	1	303	248	225	314	246	0	370	0	0
Technical, sales, and administrative support	2	346	313	250	404	354	0	419	0	0
Service	3	274	224	191	325	257	0	317	0	0
Farming, forest, and fishing	4	22	16	11	27	9	0	25	0	0
Precision production, craft, and repair	5	42	33	34	32	34	0	35	0	0
Operators, fabricators, and laborers	6	192	152	124	176	137	0	177	0	0
Not applicable (Punches 4, 6 in FAMILY16, Don't know, No answer, and Disabled)	0	821	1014	1165	745	986	2023	701	2044	2044

REMARKS: The response categories have been collapsed for convenience of display.

PRESTIGE OF MOTHER'S OCCUPATION

[VAR: MAPRES80]

<u>RESPONSE</u>	<u>PUNCH</u>	<u>YEAR</u>								
		<u>2006-1</u>	<u>2006-2</u>	<u>2006-3</u>	<u>2008-1</u>	<u>2008-2</u>	<u>2008-3</u>	<u>2010-1</u>	<u>2010-2</u>	<u>2010-3</u>
10 - 19	10-19	11	9	10	16	10	0	19	0	0
20 - 29	20-29	274	205	169	266	230	0	277	0	0
30 - 39	30-39	311	287	230	352	301	0	332	0	0
40 - 49	40-49	270	228	201	326	248	0	335	0	0
50 - 59	50-59	98	82	74	110	92	0	137	0	0
60 - 69	60-69	197	169	136	193	150	0	221	0	0
70 - 79	70-79	16	11	12	13	6	0	15	0	0
80 - 89	80-89	2	1	3	2	0	0	7	0	0
Not applicable, Don't know, No answer, and Disabled	0	821	1008	1165	745	986	2023	701	2044	2044

MOTHER'S INDUSTRY

[VAR: MAIND80]

<u>RESPONSE</u>	<u>PUNCH</u>	<u>YEAR</u>								
		<u>2006-1</u>	<u>2006-2</u>	<u>2006-3</u>	<u>2008-1</u>	<u>2008-2</u>	<u>2008-3</u>	<u>2010-1</u>	<u>2010-2</u>	<u>2010-3</u>
Agriculture, Forestry, and Fisheries	1	28	22	17	29	16	0	34	0	0
Mining	2	0	1	3	1	2	0	3	0	0
Construction	3	12	9	7	18	16	0	8	0	0
Manufacturing	4	231	187	156	206	172	0	212	0	0
Transportation, Communications, and other Public Utilities	5	32	32	21	58	48	0	52	0	0
Wholesale and Retail Trade	6	222	184	170	254	232	0	280	0	0
Finance, Insurance, and Real Estate	7	46	35	28	76	64	0	76	0	0
Business and Repair Services	8	22	18	15	30	13	0	38	0	0
Personal Services	9	116	105	78	132	100	0	118	0	0
Entertainment and Recreation Services	10	9	7	6	7	5	0	12	0	0
Professional and Related Services	11	400	347	304	405	328	0	460	0	0
Public Administration	12	55	48	36	52	46	0	56	0	0
Not applicable, Don't know, No answer, and Disabled	0	827	1005	1159	755	981	2023	695	2044	2044

MOTHER'S OCCUPATION

[VAR: MAOCC10]

<u>RESPONSE</u>	<u>PUNCH</u>	<u>YEAR</u>								
		<u>2006-1</u>	<u>2006-2</u>	<u>2006-3</u>	<u>2008-1</u>	<u>2008-2</u>	<u>2008-3</u>	<u>2010-1</u>	<u>2010-2</u>	<u>2010-3</u>
Management, professional, and related occupations	1	318	294	264	327	254	217	387	304	257
Service occupations	2	292	238	198	352	86	235	350	235	222
Sales and office occupations	3	328	269	241	385	328	253	398	313	283
Natural resources, construction, and maintenance occupations	4	25	22	17	26	16	13	15	15	16
Production, transportation, and material moving occupations	5	228	179	145	201	169	161	212	179	142
Active Duty Military Personnel	6	5	1	1	2	1	6	5	19	0
Don't know	9998	0	0	0	0	0	0	0	0	0
No answer	9999	40	13	14	22	14	20	37	32	5
Not applicable/uncodeable	0	764	984	1138	708	955	1118	640	947	1119

PRESTIGE OF RESPONDENT'S MOTHER'S OCCUPATION

[VAR: MAPRES10]

<u>RESPONSE</u>	<u>PUNCH</u>	<u>YEAR</u>								
		<u>2006-1</u>	<u>2006-2</u>	<u>2006-3</u>	<u>2008-1</u>	<u>2008-2</u>	<u>2008-3</u>	<u>2010-1</u>	<u>2010-2</u>	<u>2010-3</u>
10 - 19	10-19	7	10	5	13	8	13	19	13	9
20 - 29	20-29	203	182	135	242	182	144	211	168	157
30 - 39	30-39	416	351	306	425	393	340	473	374	312
40 - 49	40-49	315	219	209	364	270	200	346	251	238
50 - 59	50-59	81	76	55	78	59	55	91	90	66
60 - 69	60-69	151	147	120	156	132	117	202	153	125
70 - 79	70-79	21	17	15	14	10	16	19	12	11
80 - 89	80-89	2	1	3	1	0	0	6	4	2
Not applicable, No answer	0	804	997	1152	730	969	1138	677	979	1124

REMARKS: The response categories have been collapsed for convenience of display. MAPRES10 is based on the 2010 Census occupation classification. This standard prestige score is a simple mean value of ratings for each occupation category, converted to a scale of 0 (bottom) to 100 (top). Please refer to GSS Methodological Report 124 for more information.

MOTHER'S INDUSTRY

[VAR: MAIND10]

<u>RESPONSE</u>	<u>PUNCH</u>	<u>YEAR</u>								
		<u>2006-1</u>	<u>2006-2</u>	<u>2006-3</u>	<u>2008-1</u>	<u>2008-2</u>	<u>2008-3</u>	<u>2010-1</u>	<u>2010-2</u>	<u>2010-3</u>
Agriculture, forestry, fishing, and hunting	1	27	15	14	29	13	14	28	18	14
Mining, quarrying, and oil and gas extraction	2	2	3	3	0	0	1	4	1	0
Utilities	3	4	6	4	3	8	2	2	6	2
Construction	4	14	10	8	22	12	12	10	11	13
Manufacturing	5	232	179	156	217	175	160	216	170	151
Wholesale and retail trade	6	152	135	116	154	157	112	168	137	126
Transportation	7	11	11	13	29	22	21	26	20	15
Information	8	25	28	16	35	29	22	34	24	19
Financial activities	9	49	41	31	84	60	58	81	61	54
Professional and technical services	10	33	22	28	31	33	23	25	16	17
Management, administrative, and waste services	11	14	19	7	22	13	20	18	21	14
Education and health services	12	376	321	276	376	299	265	431	351	292
Leisure and hospitality	13	102	67	62	121	101	82	148	102	92
Other services	14	101	97	84	107	86	57	113	82	64
Public administration	15	51	43	30	52	42	33	58	38	44
Active duty military personnel (no civilian employees)	16	0	4	2	1	2	6	1	19	0
Don't know	9998	0	0	0	0	0	0	0	0	0
No answer	9999	43	15	12	32	16	15	41	18	8
Not applicable/uncodeable	0	764	984	1138	708	955	1120	640	949	1119

REMARKS: MAOCC10 and MAIND10 are coded using the U.S. Bureau of the Census occupation (2010) and industry codes (NAICS 2007).
See Appendices F-H for full details and distributions. The numbers above are collapsed for convenience of display.

MOTHER'S EMPLOYMENT STATUS

[VAR: MAWRKSLF]

<u>RESPONSE</u>	<u>PUNCH</u>	<u>YEAR</u>								
		<u>2006-1</u>	<u>2006-2</u>	<u>2006-3</u>	<u>2008-1</u>	<u>2008-2</u>	<u>2008-3</u>	<u>2010-1</u>	<u>2010-2</u>	<u>2010-3</u>
Self-employed	1	141	120	102	140	111	85	166	117	97
Someone else	2	1071	890	754	1166	953	818	1212	975	826
Don't know	8	1	4	0	5	0	1	3	3	1
No answer	9	22	1	1	2	0	0	0	2	0
Not applicable (no mother/ mother substitute, not employed)	0	765	985	1143	710	959	1119	663	947	1120

10. How many brothers and sisters did you have? Please count those born alive, but no longer living, as well as those alive now. Also include stepbrothers and stepsisters, and children adopted by your parents.

[VAR: SIBS]

<u>RESPONSE</u>	<u>PUNCH</u>	<u>YEAR</u>								
		<u>2006-1</u>	<u>2006-2</u>	<u>2006-3</u>	<u>2008-1</u>	<u>2008-2</u>	<u>2008-3</u>	<u>2010-1</u>	<u>2010-2</u>	<u>2010-3</u>
None	0	105	80	60	89	75	52	94	66	49
One	1	380	314	256	394	315	262	401	315	269
Two	2	407	321	282	400	328	244	412	330	284
Three	3	299	231	198	315	220	202	320	254	214
Four	4	242	169	128	250	188	173	239	195	151
Five	5	151	120	103	160	121	90	167	110	104
Six	6	118	82	70	117	81	74	122	70	72
Seven	7	94	60	51	100	86	69	92	60	38
Eight	8	51	37	31	75	58	42	62	52	41
Nine	9	50	32	28	27	25	26	32	27	27
Ten	10	26	21	16	30	23	17	28	19	14
Eleven	11	24	24	15	19	23	13	26	16	18
Twelve	12	20	17	6	14	8	10	17	13	7
Thirteen	13	12	8	8	8	10	5	7	10	5
Fourteen	14	3	4	9	6	4	4	8	4	4
Fifteen +	15+	15	14	10	17	15	10	11	8	5
Don't know	98	1	0	2	0	1	1	1	1	0
No answer	99	2	2	3	2	0	1	5	1	2
Not applicable	-1	0	464	724	0	442	728	0	493	740

11. How many children have you ever had? Please count all that were born alive at any time (including any you had from a previous marriage).

[VAR: CHILDS]

<u>RESPONSE</u>	<u>PUNCH</u>	<u>YEAR</u>								
		<u>2006-1</u>	<u>2006-2</u>	<u>2006-3</u>	<u>2008-1</u>	<u>2008-2</u>	<u>2008-3</u>	<u>2010-1</u>	<u>2010-2</u>	<u>2010-3</u>
None	0	559	379	292	521	406	313	562	401	318
One	1	317	243	215	323	239	186	332	237	197
Two	2	516	418	339	524	414	360	528	444	380
Three	3	309	257	219	344	284	229	329	256	230
Four	4	161	127	120	160	120	118	144	105	93
Five	5	63	50	38	77	68	49	61	50	44
Six	6	36	29	27	30	21	16	35	26	21
Seven	7	17	12	9	19	14	10	18	13	7
Eight or more	8	16	20	12	22	15	12	32	17	12
No answer, Don't know	9	6	465	729	3	0	2	3	2	2
Not applicable	-1	0	0	0	0	442	728	0	493	740

12. RESPONDENT'S AGE

[VAR: AGE]

<u>RESPONSE</u>	<u>PUNCH</u>	<u>YEAR</u>								
		<u>2006-1</u>	<u>2006-2</u>	<u>2006-3</u>	<u>2008-1</u>	<u>2008-2</u>	<u>2008-3</u>	<u>2010-1</u>	<u>2010-2</u>	<u>2010-3</u>
10 - 19	1	29	1	0	37	0	0	34	0	0
20 - 29	2	318	216	127	322	231	129	341	208	128
30 - 39	3	399	278	226	373	285	231	363	276	229
40 - 49	4	407	300	250	381	280	225	368	271	241
50 - 59	5	362	280	268	371	329	280	378	301	256
60 - 69	6	230	222	192	272	221	206	302	264	247
70 - 79	7	154	136	130	165	133	135	145	131	126
80 or over	8	101	103	83	92	82	65	110	78	62
No answer, Don't know	9	0	464	724	10	462	752	3	515	755

REMARKS: Date of birth has been recoded into actual age in AGE. See Appendix D: Recodes. See Appendix E: Age Distributions, for detailed responses. See Appendix N for changes across surveys. The response categories have been collapsed for convenience of display.

13. How old were you when your first child was born?

[VAR: AGEKDBRN]

RESPONSE	PUNCH	YEAR								
		2006-1	2006-2	2006-3	2008-1	2008-2	2008-3	2010-1	2010-2	2010-3
9-14	9-14	4	3	3	7	2	3	15	7	6
15-19	15-19	319	244	192	324	253	200	357	250	213
20-24	20-24	566	449	392	570	427	346	528	398	332
25-29	25-29	325	278	216	365	291	246	316	274	237
30-34	30-34	145	115	113	151	132	127	165	142	136
35-39	35-39	49	43	41	62	50	43	60	46	34
40-44	40-44	17	17	16	8	11	9	21	20	22
45-49	45-49	3	3	1	2	3	2	4	4	3
50-54	50-54	2	2	1	0	0	1	3	1	1
55 and higher	55+	1	0	0	13	6	5	1	0	0
Don't know	98	0	1	3	0	0	0	2	5	0
No answer	99	10	2	6	0	0	0	10	3	2
Not applicable	0	559	843	1016	521	848	1041	562	894	1058

REMARKS: AGEKDBRN is coded in two digits. The collapsed numbers above are for convenience of display only.

Now just a few more background questions.

EDUC-SPDEG: ASK ALL PARTS OF QUESTION ABOUT RESPONDENT BEFORE GOING ON TO ASK ABOUT R'S FATHER;
AND THEN R'S MOTHER; THEN R'S SPOUSE, IF R IS CURRENTLY MARRIED.

- A. What is the highest grade in elementary school or high school that (you/your father/ your mother/your [husband/wife]) finished and got credit for? CODE EXACT GRADE.
- B. IF FINISHED 9th-12th GRADE OR DK*: Did (you/he/she) ever get a high school diploma or a GED certificate?
[SEE D BELOW.] [See REMARKS]
- C. Did (you/he/she) complete one or more years of college for credit--not including schooling such as business college, technical or vocational school?

IF YES: How many years did (you/he/she) complete?

- D. Do you (Does [he/she]) have any college degrees? (IF YES: What degree or degrees?) CODE HIGHEST DEGREE EARNED.

14. RESPONDENT'S EDUCATION

[VAR: EDUC]

<u>RESPONSE</u>	<u>PUNCH</u>	<u>YEAR</u>								
		<u>2006-1</u>	<u>2006-2</u>	<u>2006-3</u>	<u>2008-1</u>	<u>2008-2</u>	<u>2008-3</u>	<u>2010-1</u>	<u>2010-2</u>	<u>2010-3</u>
No formal schooling	0	6	4	1	6	7	3	5	2	1
1st grade	1	2	0	1	0	0	0	1	1	0
2nd grade	2	10	3	1	2	3	2	5	2	2
3rd grade	3	3	1	0	5	4	4	4	2	1
4th grade	4	1	2	2	10	3	2	9	1	1
5th grade	5	6	7	4	5	3	2	6	6	1
6th grade	6	33	15	7	29	15	8	30	16	11
7th grade	7	13	14	9	14	9	6	12	10	7
8th grade	8	35	25	20	35	24	23	45	33	22
9th grade	9	55	34	32	53	35	29	55	42	23
10th grade	10	68	56	43	59	50	36	66	38	32
11th grade	11	91	62	56	122	79	56	108	63	50
12th grade [See REMARKS]	12	503	403	391	581	476	368	558	410	329
1 year of college	13	185	122	74	158	108	110	186	131	131
2 years	14	295	207	150	258	200	166	229	217	174
3 years	15	107	88	66	94	79	46	109	67	61
4 years	16	316	256	210	322	273	244	334	275	246
5 years	17	82	62	53	51	53	39	71	57	45
6 years	18	103	87	78	124	86	73	101	77	87
7 years	19	34	39	33	38	33	36	33	37	25
8 years	20	49	46	41	52	40	39	72	63	54
Don't know	98	2	2	0	3	1	2	1	1	1
No answer	99	1	1	4	2	0	1	4	0	0
Not applicable	-1	0	464	724	0	442	728	0	493	740

REMARKS: See Appendix D: Recodes, for a discussion of original format of EDUC, PAEDUC, MAEDUC, and SPEDUC
See Appendix N for changes across surveys.

15. RESPONDENT'S FATHER'S (FATHER SUBSTITUTE'S) EDUCATION

[VAR: PAEDUC]

<u>RESPONSE</u>	<u>PUNCH</u>	<u>YEAR</u>								
		<u>2006-1</u>	<u>2006-2</u>	<u>2006-3</u>	<u>2008-1</u>	<u>2008-2</u>	<u>2008-3</u>	<u>2010-1</u>	<u>2010-2</u>	<u>2010-3</u>
No formal schooling	0	39	22	16	37	29	27	33	26	17
1st grade	1	7	1	4	1	1	1	5	4	5
2nd grade	2	12	12	8	9	3	5	11	13	6
3rd grade	3	45	25	21	37	14	19	40	31	19
4th grade	4	27	21	16	22	18	12	19	16	10
5th grade	5	27	25	27	26	20	21	29	17	19
6th grade	6	66	58	45	70	58	44	58	45	43
7th grade	7	35	29	26	22	24	24	30	21	15
8th grade	8	149	105	110	138	114	103	133	117	93
9th grade	9	47	37	31	41	30	34	47	25	27
10th grade	10	63	51	46	57	43	29	55	47	39
11th grade	11	43	40	25	48	35	24	48	33	28
12th grade	12	459	378	307	502	394	321	536	406	362
1 year of college	13	61	39	32	56	46	38	54	51	35
2 years	14	108	74	75	99	81	66	95	82	59
3 years	15	22	13	11	22	20	17	19	17	11
4 years	16	162	136	117	187	147	136	177	132	117
5 years	17	18	18	13	15	13	6	13	10	6
6 years	18	55	45	36	44	43	29	59	47	40
7 years	19	17	19	13	16	9	14	15	12	15
8 years	20	45	36	28	38	33	22	40	39	30
Don't know	98	125	117	85	177	111	85	150	100	89
No answer	99	13	2	3	5	1	2	8	1	2
Not applicable	-1	355	697	905	354	736	944	370	752	957

[See REMARKS, EDUC]

16. RESPONDENT'S MOTHER'S (SUBSTITUTE MOTHER'S) EDUCATION

[VAR: MAEDUC]

<u>RESPONSE</u>	<u>PUNCH</u>	<u>YEAR</u>								
		<u>2006-1</u>	<u>2006-2</u>	<u>2006-3</u>	<u>2008-1</u>	<u>2008-2</u>	<u>2008-3</u>	<u>2010-1</u>	<u>2010-2</u>	<u>2010-3</u>
No formal schooling	0	51	39	22	52	29	25	41	24	18
1st grade	1	5	0	1	5	0	4	4	3	1
2nd grade	2	13	5	7	7	6	5	9	6	7
3rd grade	3	24	18	7	19	14	11	21	23	17
4th grade	4	17	16	10	17	14	13	24	8	8
5th grade	5	20	23	20	23	18	20	20	23	19
6th grade	6	69	50	43	69	43	37	58	48	36
7th grade	7	23	26	29	25	19	25	24	22	14
8th grade	8	149	109	91	128	101	86	153	97	78
9th grade	9	54	43	33	43	43	33	47	45	29
10th grade	10	73	58	62	100	81	59	87	63	59
11th grade	11	63	56	38	65	54	53	68	53	38
12th grade	12	664	522	443	725	553	466	716	571	488
1 year of college	13	75	49	39	73	48	51	72	59	49
2 years	14	161	127	110	143	125	99	144	129	122
3 years	15	28	22	25	27	17	17	29	24	18
4 years	16	174	147	119	182	151	125	191	146	129
5 years	17	12	16	7	12	12	8	20	16	8
6 years	18	42	32	34	50	40	36	46	41	34
7 years	19	10	6	2	1	2	6	8	5	3
8 years	20	19	15	17	14	9	4	19	19	16
Don't know	98	122	99	72	156	110	66	160	78	78
No answer	99	23	2	2	4	2	1	5	2	0
Not applicable	-1	109	520	767	83	532	773	78	539	775

[See REMARKS, EDUC]

17. RESPONDENT'S SPOUSE'S EDUCATION

[VAR: SPEDUC]

<u>RESPONSE</u>	<u>PUNCH</u>	<u>YEAR</u>								
		<u>2006-1</u>	<u>2006-2</u>	<u>2006-3</u>	<u>2008-1</u>	<u>2008-2</u>	<u>2008-3</u>	<u>2010-1</u>	<u>2010-2</u>	<u>2010-3</u>
No formal schooling	0	6	2	1	2	3	2	1	0	1
1st grade	1	2	1	0	2	2	0	0	2	1
2nd grade	2	2	1	0	1	2	1	2	0	0
3rd grade	3	4	1	2	5	1	1	2	0	0
4th grade	4	3	1	1	0	1	0	1	3	1
5th grade	5	2	6	1	1	1	2	1	0	0
6th grade	6	13	5	2	14	10	10	10	3	4
7th grade	7	5	3	1	2	1	4	4	0	1
8th grade	8	18	10	13	12	15	9	18	12	10
9th grade	9	25	19	16	19	11	10	22	22	13
10th grade	10	26	22	16	35	29	14	26	16	14
11th grade	11	30	32	29	28	19	14	28	18	19
12th grade	12	268	232	195	322	255	222	273	205	166
1 year of college	13	82	45	48	69	50	45	46	40	43
2 years	14	132	108	80	115	94	76	116	104	88
3 years	15	33	35	33	37	35	22	33	22	15
4 years	16	162	133	114	166	131	119	162	136	130
5 years	17	33	31	16	32	23	19	29	30	15
6 years	18	47	47	50	56	50	43	55	41	50
7 years	19	11	10	4	17	17	15	21	15	11
8 years	20	27	22	15	28	20	21	30	27	23
Don't know	98	5	4	3	9	5	4	6	5	3
No answer	99	7	0	2	5	2	1	6	0	2
Not applicable	-1	1057	1230	1358	1046	1246	1369	1152	1343	1434

[See REMARKS, EDUC]

18. RESPONDENT'S DEGREE

[VAR: DEGREE]

<u>RESPONSE</u>	<u>PUNCH</u>	<u>YEAR</u>								
		<u>2006-1</u>	<u>2006-2</u>	<u>2006-3</u>	<u>2008-1</u>	<u>2008-2</u>	<u>2008-3</u>	<u>2010-1</u>	<u>2010-2</u>	<u>2010-3</u>
Less than high school	0	281	185	134	297	204	144	305	178	122
High school	1	1009	754	645	1003	794	642	1001	776	650
Associate/Junior college	2	172	130	91	173	131	105	145	110	104
Bachelor's	3	353	299	253	355	292	267	375	306	267
Graduate	4	185	167	153	194	160	137	218	181	161
Don't know	8	0	1	0	1	0	0	0	0	0
No answer	9	0	0	0	0	0	0	0	0	0
Not applicable	-1	0	464	724	0	442	728	0	493	740

REMARKS: See Appendix D: Recodes, for a discussion of the original format of DEGREE, PADEG, MADEG, and SPDEG.
See Appendix N for changes across surveys.

19. RESPONDENT'S FATHER'S (SUBSTITUTE FATHER'S) DEGREE

[VAR: PADEG]

<u>RESPONSE</u>	<u>PUNCH</u>	<u>YEAR</u>								
		<u>2006-1</u>	<u>2006-2</u>	<u>2006-3</u>	<u>2008-1</u>	<u>2008-2</u>	<u>2008-3</u>	<u>2010-1</u>	<u>2010-2</u>	<u>2010-3</u>
Less than high school	0	602	437	389	538	416	359	561	431	351
High school	1	635	482	418	679	514	432	671	525	446
Associate/Junior college	2	43	36	29	38	48	21	40	39	28
Bachelor's	3	167	148	118	187	138	131	164	131	118
Graduate	4	124	106	88	111	105	74	138	112	91
Don't know	8	60	92	50	109	65	61	95	53	51
No answer	9	14	2	3	7	1	2	5	1	2
Not applicable (no father/father substitute)	-1	355	697	905	354	736	943	370	752	957

20. RESPONDENT'S MOTHER'S (SUBSTITUTE MOTHER'S) DEGREE

[VAR: MADEG]

<u>RESPONSE</u>	<u>PUNCH</u>	<u>YEAR</u>								
		<u>2006-1</u>	<u>2006-2</u>	<u>2006-3</u>	<u>2008-1</u>	<u>2008-2</u>	<u>2008-3</u>	<u>2010-1</u>	<u>2010-2</u>	<u>2010-3</u>
Less than high school	0	602	473	395	573	448	388	606	423	347
High school	1	853	668	567	928	694	588	924	756	647
Associate/Junior college	2	101	81	62	94	73	57	83	66	59
Bachelor's	3	177	147	120	185	150	124	180	151	125
Graduate	4	79	63	61	64	60	54	89	69	59
Don't know	8	56	48	27	95	66	40	83	41	32
No answer	9	23	0	1	1	0	0	1	0	0
Not applicable (no mother/mother substitute)	-1	109	520	767	83	532	772	78	538	775

21. RESPONDENT'S SPOUSE'S DEGREE

[VAR: SPDEG]

<u>RESPONSE</u>	<u>PUNCH</u>	<u>YEAR</u>								
		<u>2006-1</u>	<u>2006-2</u>	<u>2006-3</u>	<u>2008-1</u>	<u>2008-2</u>	<u>2008-3</u>	<u>2010-1</u>	<u>2010-2</u>	<u>2010-3</u>
Less than high school	0	138	92	69	97	77	57	103	63	52
High school	1	444	381	330	499	394	330	435	314	272
Associate/Junior college	2	82	59	49	71	60	54	68	77	66
Bachelor's	3	171	145	122	195	143	129	177	151	136
Graduate	4	97	92	68	105	97	83	105	91	82
Don't know	8	4	1	2	5	4	1	2	5	1
No answer	9	7	0	2	5	2	0	2	0	1
Not applicable (not married)	-1	1057	1230	1358	1046	1246	1369	1152	1343	1434

22. CODE RESPONDENT'S SEX

[VAR: SEX]

<u>RESPONSE</u>	<u>PUNCH</u>	<u>YEAR</u>								
		<u>2006-1</u>	<u>2006-2</u>	<u>2006-3</u>	<u>2008-1</u>	<u>2008-2</u>	<u>2008-3</u>	<u>2010-1</u>	<u>2010-2</u>	<u>2010-3</u>
Male	1	854	640	524	929	716	575	891	671	574
Female	2	1146	896	752	1094	865	720	1153	880	730
Not applicable	0	0	464	724	0	442	728	0	493	740

REMARKS: Interviewer coded. See Appendix T, GSS Methodological Report No. 9. If planning to perform trend analysis with this variable, please consult GSS Methodological Report No. 56.

23. CODE WITHOUT ASKING ONLY IF THERE IS NO DOUBT IN YOUR MIND. What race do you consider yourself? RECORD VERBATIM AND CODE.

[VAR: RACE]

RESPONSE	PUNCH	YEAR								
		2006-1	2006-2	2006-3	2008-1	2008-2	2008-3	2010-1	2010-2	2010-3
White	1	1464	1208	1005	1559	1221	1017	1550	1206	1020
Black	2	285	210	180	281	227	190	311	231	199
Other (SPECIFY) [See REMARKS]	3	251	118	91	183	133	88	183	114	85
Not applicable	0	0	464	724	0	442	728	0	493	740

REMARKS: Interviewer coded except in cases where question suggested was asked. While RACE has largely been replaced by RACECEN1-3, it is still coded.

24. Which of the categories on this card comes closest to the type of place you were living in when you were 16 years old?

HAND CARD C

[VAR: RES16]

RESPONSE	PUNCH	YEAR								
		2006-1	2006-2	2006-3	2008-1	2008-2	2008-3	2010-1	2010-2	2010-3
In open country but not on a farm	1	234	186	165	227	173	135	213	164	148
On a farm	2	179	148	121	213	166	138	198	148	106
In a small city or town (under 50,000)	3	677	516	412	653	495	416	672	515	445
In a medium-size city (50,000-250,000)	4	344	247	210	340	278	236	369	272	212
In a suburb near a large city	5	267	203	176	252	224	174	261	200	186
In a large city (over 250,000)	6	297	234	191	337	245	195	328	251	207
Don't know	8	1	2	0	1	0	0	2	1	0
No answer	9	1	0	1	0	0	1	1	0	0
Not applicable	0	0	464	724	0	442	728	0	493	740

REMARKS: Card C contained responses for Punches 1 to 6.

25. In what state or foreign country were you living when you were 16 years old?
REFER TO REGION CODES BELOW AND ENTER CODE NUMBERS IN BOX.

[VAR: REG16]

<u>RESPONSE</u>	<u>PUNCH</u>	<u>YEAR</u>								
		<u>2006-1</u>	<u>2006-2</u>	<u>2006-3</u>	<u>2008-1</u>	<u>2008-2</u>	<u>2008-3</u>	<u>2010-1</u>	<u>2010-2</u>	<u>2010-3</u>
New England	1	66	49	40	83	63	47	76	57	53
Middle Atlantic	2	248	197	163	289	227	193	294	237	217
East North Central	3	366	290	251	359	288	243	380	313	274
West North Central	4	138	118	98	144	117	95	134	102	85
South Atlantic	5	339	258	227	326	253	202	321	244	195
East South Central	6	109	77	72	101	85	68	130	99	80
West South Central	7	181	143	121	175	145	114	179	124	111
Mountain	8	99	83	59	104	84	71	97	74	60
Pacific	9	241	182	149	249	191	177	244	187	150
Foreign	0	213	139	96	193	128	85	189	114	79
Not applicable	-1	0	464	724	0	442	728	0	493	740

REMARKS: See Appendix D: Recodes, for discussion of the recoding of the original question.
 New England = Maine, Vermont, New Hampshire, Massachusetts, Connecticut, Rhode Island
 Middle Atlantic = New York, New Jersey, Pennsylvania
 East North Central = Wisconsin, Illinois, Indiana, Michigan, Ohio
 West North Central = Minnesota, Iowa, Missouri, North Dakota, South Dakota, Nebraska, Kansas
 South Atlantic = Delaware, Maryland, West Virginia, Virginia, North Carolina, South Carolina, Georgia, Florida, District of Columbia
 East South Central = Kentucky, Tennessee, Alabama, Mississippi
 West South Central = Arkansas, Oklahoma, Louisiana, Texas
 Mountain = Montana, Idaho, Wyoming, Nevada, Utah, Colorado, Arizona, New Mexico
 Pacific = Washington, Oregon, California, Alaska, Hawaii

IF STATE NAMED IS SAME STATE R. LIVES IN NOW, ASK A:

- A. When you were 16 years old, were you living in this same (city/town/county)?

[VAR: MOBILE16]

<u>RESPONSE</u>	<u>PUNCH</u>	<u>YEAR</u>								
		<u>2006-1</u>	<u>2006-2</u>	<u>2006-3</u>	<u>2008-1</u>	<u>2008-2</u>	<u>2008-3</u>	<u>2010-1</u>	<u>2010-2</u>	<u>2010-3</u>
Same State, same City	1	522	592	522	807	660	529	805	608	519
Same State, different City	2	313	372	313	475	373	328	523	402	331
Different State	3	441	572	441	741	548	438	714	541	454
Don't know	8	0	0	0	0	0	0	1	0	0
No answer	9	0	0	0	0	0	0	1	0	0
Not applicable	0	724	464	724	0	442	728	0	493	740

26. Were you living with both your own mother and father around the time you were 16? (IF NO: With whom were you living around that time?)
(IF R. MARRIED OR LEFT HOME BY AGE 16, PROBE "BEFORE THAT.")

A. IF NOT LIVING WITH BOTH OWN MOTHER AND FATHER: What happened?

[VAR: FAMILY16]

RESPONSE	PUNCH	YEAR								
		2006-1	2006-2	2006-3	2008-1	2008-2	2008-3	2010-1	2010-2	2010-3
Both own mother and father (GO TO MAWORK)	1	1404	1086	894	1375	1065	876	1358	1054	892
Father and stepmother (ASK FAMDIF16)	2	31	20	19	25	22	19	32	22	16
Mother and stepfather (ASK FAMDIF16)	3	119	92	70	119	91	83	125	89	85
Father only (ASK FAMDIF16)	4	49	37	40	50	47	38	57	39	31
Mother only (ASK FAMDIF16)	5	276	205	170	300	226	196	319	237	201
Some other male relative (No female head) (SPECIFY AND ASK FAMDIF16) [See REMARKS]	6	4	5	3	12	6	5	5	4	3
Some other female relative (No male head) (SPECIFY AND ASK FAMDIF16) [See REMARKS]	7	25	23	11	36	30	19	35	22	14
Other arrangement with relatives (e.g., aunt and uncle, grandparents) (ASK FAMDIF16)	8	35	23	17	39	29	19	44	27	23
Other (SPECIFY AND ASK FAMDIF16) [See REMARKS]	0	56	43	52	67	65	39	69	56	39
No answer	9	1	2	0	0	0	1	0	1	0
Not applicable	-1	0	464	724	0	442	728	0	493	740

A. IF NOT LIVING WITH BOTH OWN MOTHER AND FATHER: What happened?

[VAR: FAMDIF16]

RESPONSE	PUNCH	YEAR								
		2006-1	2006-2	2006-3	2008-1	2008-2	2008-3	2010-1	2010-2	2010-3
One or both parents died	1	129	96	73	163	118	103	151	95	78
Parents divorced or separated	2	341	260	215	357	271	235	388	291	257
Father absent in armed forces	3	1	0	0	1	1	0	3	2	0
One or both parents in institution	4	10	2	2	4	6	4	7	4	3
Other (SPECIFY) [See REMARKS]	5	108	92	92	119	114	73	129	102	71
Don't know	8	3	0	0	2	4	3	3	2	1
No answer	9	4	0	0	2	2	1	5	1	2
Not applicable (Punch 1 in FAMILY16)	0	1404	1550	1618	1375	1507	1604	1358	1547	1632

REMARKS: Contents of Punches 6, 7, 0 in FAMILY16 (Other SPECIFY), and Punch 5 in FAMDIF16 (Other SPECIFY) are available from NORC.
See Appendix N for changes across surveys. If planning to perform trend analysis with FAMILY16, please consult GSS
Methodological Report No. 56.

IF NOT LIVING WITH OWN FATHER, ASK
 PAOCC16 to PAIND16, PAEDUC, AND PADEG
 IN TERMS OF STEPFATHER OR OTHER MALE SPECIFIED ABOVE.
 IF NO STEPFATHER OR OTHER MALE, SKIP
 PAOCC16 to PAIND16, PAEDUC, AND PADEG.

IF NOT LIVING WITH OWN MOTHER, ASK
 MAEDUC AND MADEG
 IN TERMS OF STEPMOTHER OR OTHER FEMALE SPECIFIED ABOVE.
 IF NO STEPMOTHER OR OTHER FEMALE, SKIP
 MAEDUC AND MADEG.

NOTE SPECIAL INSTRUCTIONS BEFORE MAWORK

27. Did your mother ever work for pay for as long as a year, while you were growing up?

[VAR: MAWRKGRW]

<u>RESPONSE</u>	<u>PUNCH</u>	<u>YEAR</u>								
		<u>2006-1</u>	<u>2006-2</u>	<u>2006-3</u>	<u>2008-1</u>	<u>2008-2</u>	<u>2008-3</u>	<u>2010-1</u>	<u>2010-2</u>	<u>2010-3</u>
Yes	1	1213	1015	857	1313	1064	904	1381	1096	924
No	2	651	457	371	606	422	344	583	403	340
Don't know	8	5	7	3	19	5	3	16	8	4
No answer	9	22	1	2	2	0	1	2	0	0
Not applicable (Punches 2,4,6,7,8, and some cases Punch 0 in FAMILY16)	0	109	520	767	83	532	771	62	537	776

28. Thinking about the time when you were 16 years old, compared with American families in general then, would you say your family income was -- far below average, below average, average, above average, or far above average? (PROBE: Just your best guess.)

[VAR: INCOM16]

<u>RESPONSE</u>	<u>PUNCH</u>	<u>YEAR</u>								
		<u>2006-1</u>	<u>2006-2</u>	<u>2006-3</u>	<u>2008-1</u>	<u>2008-2</u>	<u>2008-3</u>	<u>2010-1</u>	<u>2010-2</u>	<u>2010-3</u>
Far below average	1	210	165	118	203	159	117	206	136	122
Below average	2	494	414	334	506	390	355	550	423	353
Average	3	882	667	587	907	724	557	843	667	543
Above average	4	320	246	196	330	245	234	353	278	242
Far above average	5	28	21	20	44	35	18	51	27	30
Lived in institution	7	0	0	0	0	0	0	0	0	0
Don't know	8	30	23	18	31	24	11	34	16	13
No answer	9	36	0	3	2	4	3	7	4	1
Not applicable	0	0	464	724	0	442	728	0	493	740

REMARKS: See Appendix N for changes across surveys.

29. Were you born in this country?

[VAR: BORN]

<u>RESPONSE</u>	<u>PUNCH</u>	<u>YEAR</u>								
		<u>2006-1</u>	<u>2006-2</u>	<u>2006-3</u>	<u>2008-1</u>	<u>2008-2</u>	<u>2008-3</u>	<u>2010-1</u>	<u>2010-2</u>	<u>2010-3</u>
Yes	1	1733	1357	1151	1758	1401	1166	1795	1397	1190
No	2	267	178	123	265	180	128	248	154	114
Don't know	8	0	0	0	0	0	0	0	0	0
No answer	9	0	1	2	0	0	1	1	0	0
Not applicable	0	0	464	724	0	442	728	0	493	740

30. Were both your parents born in this country? (IF THE RESPONDENT IS UNCERTAIN OF PARENT, USE SAME PERSONS AS IN PAOCC16 to PAIND16, PAEDUC, MAEDUC, PADEG, AND MADEG.)

[VAR: PARBORN]

<u>RESPONSE</u>	<u>PUNCH</u>	<u>YEAR</u>								
		<u>2006-1</u>	<u>2006-2</u>	<u>2006-3</u>	<u>2008-1</u>	<u>2008-2</u>	<u>2008-3</u>	<u>2010-1</u>	<u>2010-2</u>	<u>2010-3</u>
Both born in US	0	1574	1216	1041	1598	1277	1052	1631	1268	1080
Mother yes, father no	1	59	44	34	59	41	43	40	32	30
Mother no, father yes	2	39	30	25	34	33	27	44	38	28
Mother yes, father DK	3	4	2	2	3	0	1	2	6	2
Mother no, father DK	4	4	0	1	2	3	0	1	1	0
Mother DK, father yes	5	1	1	0	0	1	0	1	0	0
Mother DK, father no	6	1	0	1	1	1	1	0	0	0
Mother DK, father DK	7	1	0	0	0	1	0	1	0	0
Neither born in US	8	315	237	167	320	216	167	314	205	160
No answer	9	2	6	5	6	8	4	10	1	4
Not applicable	-1	0	464	724	0	442	728	0	493	740

31. Were all of your four grandparents born in this country?

Yes.....1
 No.....(ASK GRANBORN).....2
 Don't know.....3

A. How many were born outside the United States?

[VAR: GRANBORN]

<u>RESPONSE</u>	<u>PUNCH</u>	<u>YEAR</u>								
		<u>2006-1</u>	<u>2006-2</u>	<u>2006-3</u>	<u>2008-1</u>	<u>2008-2</u>	<u>2008-3</u>	<u>2010-1</u>	<u>2010-2</u>	<u>2010-3</u>
None	0	1132	887	759	1149	923	752	1152	924	766
One	1	113	87	79	128	95	82	115	91	94
Two	2	177	146	110	194	161	130	194	160	129
Three	3	49	42	38	40	30	28	38	37	32
Four	4	426	302	219	409	282	228	412	280	219
Don't know	8	12	12	8	7	13	10	19	6	7
No answer	9	0	1	2	0	1	3	3	0	0
Not applicable (Punch 8, GRANBORN)	-1	91	523	785	96	518	790	111	546	797

32. Household Size and Composition (see Appendix D: Recodes, for information about these variables)

[VAR: HOMPOP]

<u>RESPONSE</u>	<u>PUNCH</u>	<u>YEAR</u>								
		<u>2006-1</u>	<u>2006-2</u>	<u>2006-3</u>	<u>2008-1</u>	<u>2008-2</u>	<u>2008-3</u>	<u>2010-1</u>	<u>2010-2</u>	<u>2010-3</u>
1	1	560	377	306	523	378	312	612	373	308
2	2	681	473	435	701	523	411	718	519	436
3	3	311	250	181	322	241	221	318	258	202
4	4	267	243	193	277	226	182	224	216	179
5	5	119	118	98	125	127	107	85	92	99
6	6	38	44	31	54	49	41	46	52	41
7	7	17	21	16	13	22	12	24	24	21
8	8	4	3	8	6	10	6	6	14	10
9	9	1	5	2	1	3	2	6	1	4
10	10	1	2	6	0	2	1	3	1	3
11	11	1	0	0	1	0	0	2	0	1
Don't Know	98	0	0	0	0	0	0	0	1	0
No answer, Not applicable	99	0	464	724	0	442	728	0	493	740

REMARKS: The response categories have been collapsed for convenience of display.

A. NUMBER OF MEMBERS UNDER 6. UNDER 6 YEARS:

[VAR: BABIES]

<u>RESPONSE</u>	<u>PUNCH</u>	<u>YEAR</u>								
		<u>2006-1</u>	<u>2006-2</u>	<u>2006-3</u>	<u>2008-1</u>	<u>2008-2</u>	<u>2008-3</u>	<u>2010-1</u>	<u>2010-2</u>	<u>2010-3</u>
0	0	1706	1263	1066	1697	1297	1063	1759	1279	1097
1	1	185	175	141	187	166	143	201	152	136
2	2	77	63	42	93	70	41	60	70	46
3	3	14	11	7	15	13	12	11	6	5
4	4	2	3	1	2	0	0	3	2	1
5	5	0	0	1	0	0	0	2	0	0
6	6	0	0	0	0	0	0	0	0	0
7	7	0	0	0	0	0	0	0	0	0
8	8	0	0	0	0	0	0	0	0	0
No answer	-1	16	21	18	29	35	36	8	42	19
Not applicable	0	0	464	724	0	442	728	0	493	740

B. NUMBER OF MEMBERS 6 TO 12 YEARS. 6-12 YEARS:

[VAR: PRETEEN]

<u>RESPONSE</u>	<u>PUNCH</u>	<u>YEAR</u>								
		<u>2006-1</u>	<u>2006-2</u>	<u>2006-3</u>	<u>2008-1</u>	<u>2008-2</u>	<u>2008-3</u>	<u>2010-1</u>	<u>2010-2</u>	<u>2010-3</u>
0	0	1681	1226	1017	1673	1256	1027	1739	1238	1035
1	1	211	182	145	219	184	137	186	174	154
2	2	69	87	81	78	84	83	84	75	76
3	3	22	15	14	19	20	10	23	18	20
4	4	1	5	1	5	2	2	3	4	0
5	5	1	0	0	0	0	0	0	0	0
6	6	0	0	0	0	0	0	1	0	0
7	7	0	0	0	0	0	0	0	0	0
8	8	0	0	0	0	0	0	1	0	0
No answer	9	15	21	18	29	35	36	7	42	19
Not applicable	-1	0	464	724	0	442	728	0	493	740

C. NUMBER OF MEMBERS 13 TO 17 YEARS OLD. 13-17 YEARS:

[VAR: TEENS]

<u>RESPONSE</u>	<u>PUNCH</u>	<u>YEAR</u>								
		<u>2006-1</u>	<u>2006-2</u>	<u>2006-3</u>	<u>2008-1</u>	<u>2008-2</u>	<u>2008-3</u>	<u>2010-1</u>	<u>2010-2</u>	<u>2010-3</u>
0	0	1707	1272	1039	1673	1256	1027	1794	1310	1117
1	1	195	177	169	219	184	137	171	149	126
2	2	72	62	43	78	84	83	63	44	40
3	3	11	4	6	19	20	10	10	5	2
4	4	1	0	0	5	2	2	1	1	0
5	5	0	0	0	0	0	0	0	0	0
6	6	0	0	0	0	0	0	0	0	0
7	7	0	0	0	0	0	0	0	0	0
8 or more	8	0	0	0	0	0	0	0	0	0
No answer	9	14	21	19	29	35	36	5	42	19
Not applicable	-1	0	464	724	0	442	728	0	493	740

D. NUMBER OF MEMBERS OVER 17 YEARS OLD. 18+ YEARS:

[VAR: ADULTS]

<u>RESPONSE</u>	<u>PUNCH</u>	<u>YEAR</u>								
		<u>2006-1</u>	<u>2006-2</u>	<u>2006-3</u>	<u>2008-1</u>	<u>2008-2</u>	<u>2008-3</u>	<u>2010-1</u>	<u>2010-2</u>	<u>2010-3</u>
1	1	682	450	361	668	456	357	728	444	365
2	2	1050	767	681	1050	827	664	1022	787	644
3	3	181	216	165	227	193	161	189	194	180
4	4	66	64	43	52	74	65	70	71	71
5	5	16	14	20	18	22	17	22	19	16
6	6	4	3	3	4	5	4	5	6	4
7	7	1	0	0	0	0	1	2	0	3
8 or more	8	0	1	0	0	0	0	0	1	3
No answer	9	0	21	3	4	4	26	6	29	18
Not applicable	0	0	464	724	0	442	728	0	493	740

33. Is everyone in the household related to you in some way?

Yes.....1
 No.....(ASK UNRELAT).....2

A. IF NO: How many persons in the household are not related to you in any way?

[VAR: UNRELAT]

<u>RESPONSE</u>	<u>PUNCH</u>	<u>YEAR</u>								
		<u>2006-1</u>	<u>2006-2</u>	<u>2006-3</u>	<u>2008-1</u>	<u>2008-2</u>	<u>2008-3</u>	<u>2010-1</u>	<u>2010-2</u>	<u>2010-3</u>
0	0	1174	987	814	1245	999	821	1135	950	781
1	1	99	89	84	104	97	88	137	118	101
2	2	30	22	16	19	24	16	28	30	22
3	3	16	8	5	13	10	10	12	11	9
4	4	3	3	6	3	5	4	3	5	6
5	5	0	0	0	1	3	0	4	1	4
6	6	1	1	0	0	1	1	0	1	0
7	7	0	0	0	0	0	0	0	0	2
8 or more	8	0	0	1	0	1	0	1	0	0
No answer	9	1	0	1	1	0	2	0	0	0
Not applicable (Punch 1 in HOMPOP)	-1	676	890	1073	637	883	1081	724	928	1119

34. Just thinking about your family now--those people in the household who are related to you . . . How many persons in the family, including yourself, earned any money last year -[the previous year] - from any job or employment?

[VAR: EARNRS]

<u>RESPONSE</u>	<u>PUNCH</u>	<u>YEAR</u>								
		<u>2006-1</u>	<u>2006-2</u>	<u>2006-3</u>	<u>2008-1</u>	<u>2008-2</u>	<u>2008-3</u>	<u>2010-1</u>	<u>2010-2</u>	<u>2010-3</u>
None	0	305	270	226	328	283	260	354	284	244
One	1	868	567	491	791	622	453	825	584	484
Two	2	619	509	407	668	474	421	632	497	419
Three	3	133	115	91	166	131	102	143	103	104
Four	4	53	56	38	44	46	37	55	54	35
Five	5	14	12	8	18	10	10	13	15	8
Six	6	1	2	1	4	6	7	5	4	2
Seven	7	0	1	0	0	2	2	2	3	4
Eight or more	8	0	0	2	1	0	0	1	3	0
No answer	9	7	4	12	3	7	3	14	4	4
Not applicable	-1	0	464	724	0	442	728	0	493	740

35. In which of these groups did your total family income, from all sources, fall last year before taxes, that is? Just tell me the letter.

HAND CARD D

[VAR: INCOME]

<u>RESPONSE</u>	<u>PUNCH</u>	<u>YEAR</u>								
		<u>2006-1</u>	<u>2006-2</u>	<u>2006-3</u>	<u>2008-1</u>	<u>2008-2</u>	<u>2008-3</u>	<u>2010-1</u>	<u>2010-2</u>	<u>2010-3</u>
Under \$1,000	1	19	13	15	20	24	20	47	13	14
\$ 1,000 to 2,999	2	22	18	12	27	12	6	27	14	18
\$ 3,000 to 3,999	3	15	7	6	23	12	8	16	9	10
\$ 4,000 to 4,999	4	14	6	10	9	8	8	9	10	4
\$ 5,000 to 5,999	5	17	12	11	15	12	7	21	8	3
\$ 6,000 to 6,999	6	19	10	9	20	7	11	19	9	12
\$ 7,000 to 7,999	7	23	18	11	28	15	16	27	12	12
\$ 8,000 to 9,999	8	36	28	17	34	26	26	39	34	28
\$10,000 to 14,999	9	121	91	63	105	99	74	147	100	64
\$15,000 to 19,999	10	95	74	57	99	80	54	99	88	63
\$20,000 to 24,999	11	116	90	82	130	99	75	141	103	86
\$25,000 or over	12	1219	1041	855	1264	1050	894	1213	1017	910
Refused	13	204	80	80	171	66	56	136	55	42
Don't know	98	80	48	48	78	71	40	103	79	38
No answer	99	0	0	0	0	0	0	0	0	0
Not applicable	0	0	464	724	0	442	728	0	493	740

36. Did you earn any income from (OCCUPATION DESCRIBED IN OCC-INDUSTRY) in [the previous year]?

Yes (ASK RINCOME)

No [See REMARKS]

A. IF YES: In which of these groups did your earnings from (OCCUPATION IN OCC) for last year--[the previous year]--fall?
That is, before taxes or other deductions. Just tell me the letter.

HAND CARD E

[VAR: RINCOME]

<u>RESPONSE</u>	<u>PUNCH</u>	<u>YEAR</u>								
		<u>2006-1</u>	<u>2006-2</u>	<u>2006-3</u>	<u>2008-1</u>	<u>2008-2</u>	<u>2008-3</u>	<u>2010-1</u>	<u>2010-2</u>	<u>2010-3</u>
Under \$1,000	1	23	22	16	22	22	12	29	22	11
\$ 1,000 to 2,999	2	33	25	19	39	26	17	43	27	19
\$ 3,000 to 3,999	3	17	22	17	27	9	14	33	18	10
\$ 4,000 to 4,999	4	23	12	6	13	9	13	23	9	12
\$ 5,000 to 5,999	5	21	22	7	19	19	14	26	16	16
\$ 6,000 to 6,999	6	15	11	11	16	10	17	28	13	18
\$ 7,000 to 7,999	7	17	16	8	20	9	13	19	15	7
\$ 8,000 to 9,999	8	31	23	19	24	18	14	34	37	14
\$10,000 to 14,999	9	109	59	50	110	75	65	110	81	58
\$15,000 to 19,999	10	86	56	43	82	66	37	88	57	60
\$20,000 to 24,999	11	99	75	72	120	84	69	107	79	76
\$25,000 or over	12	679	577	480	697	602	482	662	545	509
Refused	13	106	41	57	85	62	51	145	45	35
Don't know	98	27	14	8	16	13	8	13	20	4
No answer	99	19	39	0	40	0	0	0	0	0
Not applicable	0	695	986	1187	693	999	1197	684	1060	1195

37. In which of these groups did your total family income, from all sources, fall last year before taxes, that is. Just tell me the letter.

HAND CARD A20

[VAR: INCOME06]

<u>RESPONSE</u>	<u>PUNCH</u>	<u>YEAR</u>								
		<u>2006-1</u>	<u>2006-2</u>	<u>2006-3</u>	<u>2008-1</u>	<u>2008-2</u>	<u>2008-3</u>	<u>2010-1</u>	<u>2010-2</u>	<u>2010-3</u>
UNDER \$1,000	1	19	12	14	19	19	19	43	13	12
\$1,000 to \$2,999	2	22	17	13	25	12	6	24	14	17
\$3,000 to \$3,999	3	15	7	6	23	12	8	17	9	9
\$4,000 to \$4,999	4	14	6	9	9	8	8	8	10	3
\$5,000 to \$5,999	5	17	12	11	16	11	7	19	8	5
\$6,000 to \$6,999	6	19	10	9	19	7	9	19	9	12
\$7,000 to \$7,999	7	23	18	11	29	17	17	27	11	12
\$8,000 to \$9,999	8	36	25	17	34	26	27	37	35	28
\$10,000 to \$12,499	9	58	39	36	61	47	37	82	50	26
\$12,500 to \$14,999	10	63	53	26	44	50	37	65	49	39
\$15,000 to \$17,499	11	58	41	35	52	41	30	72	51	39
\$17,500 to \$19,999	12	37	33	22	47	38	24	34	38	24
\$20,000 to \$22,499	13	63	43	47	59	54	35	66	48	41
\$22,500 to \$24,999	14	53	48	33	70	45	39	78	54	46
\$25,000 to \$29,999	15	95	55	56	95	80	53	81	69	58
\$30,000 to \$34,999	16	105	78	73	99	89	81	99	84	75
\$35,000 to \$39,999	17	86	73	77	86	68	66	89	62	49
\$40,000 to \$49,999	18	168	121	93	144	136	110	147	127	102
\$50,000 to \$59,999	19	163	147	109	141	131	90	143	119	108
\$60,000 to \$74,999	20	168	152	117	204	132	144	174	125	115
\$75,000 to \$89,999	21	127	104	89	129	123	69	129	96	87
\$90,000 to \$109,999	22	93	98	76	120	103	95	111	98	94
\$110,000 to \$129,999	23	76	62	48	80	54	59	69	64	59
\$130,000 to \$149,999	24	39	45	44	46	47	36	57	51	44
\$150,000 or over	25	99	107	77	123	94	93	115	123	120
Refused	26	204	82	80	171	66	56	136	55	42
Don't know	98	80	48	48	78	71	40	103	79	38
Not applicable	0	0	464	724	0	442	728	0	493	740

REMARKS: Hand Card A20 reads: Total income includes interest or dividends, rent, Social Security, other pension, alimony or child support, unemployment compensation, public aid (welfare), armed forces or veteran's allotment.

38. In which of these groups did your earnings from (OCC), from all sources for [last year] fall? That is, before taxes or other deductions.
Just tell me the letter.

HAND CARD A20

[VAR: RINCOM06]

<u>RESPONSE</u>	<u>PUNCH</u>	<u>YEAR</u>								
		<u>2006-1</u>	<u>2006-2</u>	<u>2006-3</u>	<u>2008-1</u>	<u>2008-2</u>	<u>2008-3</u>	<u>2010-1</u>	<u>2010-2</u>	<u>2010-3</u>
UNDER \$1,000	1	23	22	16	22	22	12	29	22	11
\$1,000 to \$2,999	2	33	25	19	39	26	17	43	27	19
\$3,000 to \$3,999	3	17	22	17	27	9	14	33	18	10
\$4,000 to \$4,999	4	23	12	6	13	9	13	23	9	12
\$5,000 to \$5,999	5	21	22	7	19	19	14	26	16	16
\$6,000 to \$6,999	6	15	11	11	16	10	17	28	13	18
\$7,000 to \$7,999	7	17	16	8	20	9	13	19	15	7
\$8,000 to \$9,999	8	31	23	19	24	18	14	34	37	14
\$10,000 to \$12,499	9	53	31	25	47	38	29	72	46	31
\$12,500 to \$14,999	10	56	28	25	63	37	36	38	35	27
\$15,000 to \$17,499	11	45	31	23	40	39	19	51	26	33
\$17,500 to \$19,999	12	41	25	20	42	27	18	37	31	27
\$20,000 to \$22,499	13	54	34	41	44	48	30	56	39	41
\$22,500 to \$24,999	14	45	41	31	76	36	39	51	40	35
\$25,000 to \$29,999	15	81	53	47	70	74	42	66	59	57
\$30,000 to \$34,999	16	101	75	69	94	73	63	78	74	58
\$35,000 to \$39,999	17	68	84	53	71	64	48	67	61	47
\$40,000 to \$49,999	18	136	93	87	125	101	87	102	79	70
\$50,000 to \$59,999	19	86	89	67	85	85	66	88	59	73
\$60,000 to \$74,999	20	76	82	60	87	75	60	98	73	64
\$75,000 to \$89,999	21	40	29	30	61	51	40	63	37	43
\$90,000 to \$109,999	22	34	23	24	38	35	33	36	40	37
\$110,000 to \$129,999	23	24	14	17	28	15	18	28	14	28
\$130,000 to \$149,999	24	11	6	7	6	8	9	14	19	9
\$150,000 or over	25	22	29	19	32	21	16	22	30	23
Refused	26	106	41	57	85	62	51	145	45	35
Don't know	98	27	14	8	16	13	8	13	20	4
No answer	99	19	39	0	40	0	0	0	0	0
Not applicable	0	695	986	1187	693	999	1197	684	1060	1195

REMARKS: Hand Card A20 reads: Total income includes interest or dividends, rent, Social Security, other pension, alimony or child support, unemployment compensation, public aid (welfare), armed forces or veteran's allotment.

39. A. REGION OF INTERVIEW

[VAR: REGION]

<u>RESPONSE</u>	<u>PUNCH</u>	<u>YEAR</u>								
		<u>2006-1</u>	<u>2006-2</u>	<u>2006-3</u>	<u>2008-1</u>	<u>2008-2</u>	<u>2008-3</u>	<u>2010-1</u>	<u>2010-2</u>	<u>2010-3</u>
New England	1	72	54	43	81	63	50	76	62	52
Middle Atlantic	2	244	198	156	274	218	176	262	198	173
East North Central	3	323	252	221	349	278	218	357	283	237
West North Central	4	122	99	81	120	99	82	117	92	73
South Atlantic	5	440	333	275	443	333	279	438	339	273
East South Central	6	107	81	77	97	81	60	130	101	86
West South Central	7	223	172	144	210	173	135	219	154	136
Mountain	8	162	121	99	154	117	107	144	109	95
Pacific	9	307	224	180	295	218	188	301	212	179
Not applicable	0	0	466	724	0	443	728	0	494	740

REMARKS: See REG16 for a listing of states within regions.

B. NORC SIZE OF PLACE

[VAR: XNORCSIZ]

RESPONSE	PUNCH	YEAR								
		<u>2006-1</u>	<u>2006-2</u>	<u>2006-3</u>	<u>2008-1</u>	<u>2008-2</u>	<u>2008-3</u>	<u>2010-1</u>	<u>2010-2</u>	<u>2010-3</u>
Within an SMSA and...										
a large central city (over 250,000)	1	298	222	190	306	240	195	338	237	203
a medium size central city (50,000 to 250,000)	2	342	228	193	350	265	209	371	269	203
a suburb of a large central city ^a	3	435	330	259	414	316	264	395	288	271
a suburb of a medium size central city	4	140	120	104	161	138	111	175	136	92
an unincorporated area of a large central city (division, township, etc)	5	173	126	112	154	119	93	156	132	133
an unincorporated area of a medium central city	6	160	112	104	161	135	114	157	128	99
Not within an SMSA, (within a county) and										
a small city (10,000 to 49,999) ^b	7	131	112	88	130	94	79	127	92	76
a town or village (2,500 to 9,999)	8	80	62	64	100	71	59	102	82	58
an incorporated area less than 2,500 or an unincorporated area of 1,000 to 2,499 ^c	9	17	22	15	13	14	8	12	11	21
open country within larger civil divisions, eg, township, division	10	224	200	147	234	189	163	211	176	148
Not applicable	0	0	466	724	0	442	728	0	493	740

^a A suburb is defined as any incorporated area or unincorporated area of 1,000+ (or listed as such in the U.S. Census PC (1)-A books) within the boundaries of an SMSA but not within the limits of a central city of the SMSA. Some SMSAs have more than one central city, e.g., Minneapolis-St. Paul. In these cases, both cities are coded as central cities.

^b If such an instance were to arise, a city of 50,000 or over which is not part of an SMSA would be coded '7'.

^c Unincorporated areas of over 2,499 are treated as incorporated areas of the same size. Unincorporated areas under 1,000 are not listed by the Census and are treated here as part of the next larger civil division, usually the township. The source of the data is the 1970 U.S. Census population figures published in the PC (1)-A series, Tables 6 and 10. Practically, the codes '6' and '10' are localities not listed in Table 6 (Population of Incorporated Places and Unincorporated Places over 1,000). In later Censuses, comparable tables were used. Starting in 2000 the Census adopted the concept of "principal cities" to replace "central cities."

REMARKS: See Appendix T, GSS Methodological Report No. 4.

C. SRC (SURVEY RESEARCH CENTER, UNIVERSITY OF MICHIGAN) NEW BELT CODE

[VAR: SRCBELT]

<u>RESPONSE</u>	<u>PUNCH</u>	<u>YEAR</u>								
		<u>2006-1</u>	<u>2006-2</u>	<u>2006-3</u>	<u>2008-1</u>	<u>2008-2</u>	<u>2008-3</u>	<u>2010-1</u>	<u>2010-2</u>	<u>2010-3</u>
Central city of 12 largest SMSAs	1	172	132	117	176	133	105	180	128	114
Central city of remainder of the 100 largest SMSAs	2	232	154	125	221	171	143	258	181	177
Suburbs of 12 largest SMSAs	3	223	167	122	217	166	129	226	156	224
Suburbs of the remaining 100 largest SMSAs	4	306	246	218	355	276	245	335	274	192
Other Urban (counties having towns of 10,000 or more)	5	832	658	518	805	615	508	819	624	444
Other rural (counties having no towns of 10,000 or more)	6	235	177	176	249	220	165	226	188	153
Not applicable	0	0	466	724	0	442	728	0	493	740

REMARKS: The SRC belt code is described in Appendix D: Recodes. See Appendix N for changes across surveys. See Appendix T, GSS Methodological Report No. 4. In 2000, the Census adopted the concept of "principal cities" to replace "central cities."

D. SIZE OF PLACE

Size of Place in thousands-A 4-digit number which provides actual size of place of interview.

Remember when using this code to add 3 zeros.

Listed below are the frequencies for gross population categories.

[VAR: SIZE]

<u>RESPONSE</u>	<u>PUNCH</u>	<u>YEAR</u>								
		<u>2006-1</u>	<u>2006-2</u>	<u>2006-3</u>	<u>2008-1</u>	<u>2008-2</u>	<u>2008-3</u>	<u>2010-1</u>	<u>2010-2</u>	<u>2010-3</u>
Less than 9,999	0-9	614	495	414	623	496	422	599	484	398
10,000 - 99,999	10-99	902	691	573	884	683	538	898	676	575
100,000 - 999,999	100-999	354	240	196	364	285	242	396	282	236
1 million - 9 million	1000-9999	130	108	93	152	117	93	151	109	95
Not assigned	-1	0	466	724	0	442	728	0	493	740

REMARKS: This code is the population to the nearest 1,000 of the smallest civil division listed by the U.S. Census (city, town, other incorporated area over 1,000 in population, township, division, etc.) which encompasses the segment. If a segment falls into more than one locality, the following rules apply in determining the locality for which the rounded population figure is coded.

If the predominance of the listings for any segment are in one of the localities, the rounded population of that locality is coded.

If the listings are distributed equally over localities in the segment, and the localities are all cities, towns, or villages, the rounded population of the larger city or town is coded. The same is true if the localities are all rural townships or divisions.

If the listings are distributed equally over localities in the segment and the localities include a town or village and a rural township or division, the rounded population of the town or village is coded.

The source of the data is the 1970 U.S. Census population figures published in the PC (1)-A series, Tables 6 and 10. For cases from the 1980 and 1990 frames analogous tables from the 1980 and 1990 Censuses were used. See Appendix N for changes across surveys.

40. Generally speaking, do you usually think of yourself as a Republican, Democrat, Independent, or what?

[VAR: PARTYID]

<u>RESPONSE</u>	<u>PUNCH</u>	<u>YEAR</u>								
		<u>2006-1</u>	<u>2006-2</u>	<u>2006-3</u>	<u>2008-1</u>	<u>2008-2</u>	<u>2008-3</u>	<u>2010-1</u>	<u>2010-2</u>	<u>2010-3</u>
Strong Democrat	0	304	286	217	390	284	238	348	267	224
Not very strong Democrat	1	320	278	222	331	275	230	348	287	243
Independent, close to Democrat	2	246	178	162	262	209	154	265	192	164
Independent (Neither, No response)	3	418	232	183	322	252	200	360	250	191
Independent, close to Republican	4	136	139	134	162	153	134	197	144	146
Not very strong Republican	5	314	209	161	303	214	170	277	209	173
Strong Republican	6	215	183	157	202	154	138	184	159	124
Other party, refused to say	7	35	26	29	38	34	23	49	36	32
Don't know	8	0	0	0	0	0	0	0	0	3
No answer	9	12	5	11	13	6	8	16	7	4
Not applicable	-1	0	464	724	0	442	728	0	493	740

REMARKS: See Appendix D: Recodes, for original question format and method of recoding. See Appendix N for changes across surveys.
If planning to perform trend analysis with this variable, please consult GSS Methodological Report No. 56.

41. A. 1. In 2000, you remember that Gore ran for President on the Democratic ticket against Bush for the Republicans. Do you remember for sure whether or not you voted in that election?

[VAR: VOTE00]

<u>RESPONSE</u>	<u>PUNCH</u>	<u>YEAR</u>								
		<u>2006-1</u>	<u>2006-2</u>	<u>2006-3</u>	<u>2008-1</u>	<u>2008-2</u>	<u>2008-3</u>	<u>2010-1</u>	<u>2010-2</u>	<u>2010-3</u>
Voted (ASK A.2)	1	1202	0	0	0	0	0	0	0	0
Did not vote (ASK A.3)	2	503	0	0	0	0	0	0	0	0
Ineligible (ASK A.3)	3	252	0	0	0	0	0	0	0	0
Refused to answer (GO TO VOTE04)	4	0	0	0	0	0	0	0	0	0
Don't know, Can't remember (GO TO VOTE04)	8	36	0	0	0	0	0	0	0	0
Not applicable	0	7	2000	2000	2023	2023	2023	2044	2044	2044

A. 2. IF VOTED: Did you vote for Gore or Bush?

[VAR: PRES00]

<u>RESPONSE</u>	<u>PUNCH</u>	<u>YEAR</u>								
		<u>2006-1</u>	<u>2006-2</u>	<u>2006-3</u>	<u>2008-1</u>	<u>2008-2</u>	<u>2008-3</u>	<u>2010-1</u>	<u>2010-2</u>	<u>2010-3</u>
Gore (GO TO VOTE04)	1	523	0	0	0	0	0	0	0	0
Bush (GO TO VOTE04)	2	604	0	0	0	0	0	0	0	0
NADER (GO TO VOTE04)	3	14	0	0	0	0	0	0	0	0
Other candidate (SPECIFY)	4	13	0	0	0	0	0	0	0	0
Didn't vote for President (ASK A.3)	6	5	0	0	0	0	0	0	0	0
Don't know/Can't remember (GO TO VOTE04)	8	10	0	0	0	0	0	0	0	0
No answer	9	40	0	0	0	0	0	0	0	0
Not applicable (Punches 2-8 in VOTE00)	0	791	2000	2000	2023	2023	2023	2044	2044	2044

A. 3. IF DID NOT VOTE OR INELIGIBLE: Who would you have voted for, for President, if you had voted?

[VAR: IF00WHO]

<u>RESPONSE</u>	<u>PUNCH</u>	<u>YEAR</u>								
		<u>2006-1</u>	<u>2006-2</u>	<u>2006-3</u>	<u>2008-1</u>	<u>2008-2</u>	<u>2008-3</u>	<u>2010-1</u>	<u>2010-2</u>	<u>2010-3</u>
Gore	1	296	0	0	0	0	0	0	0	0
Bush	2	228	0	0	0	0	0	0	0	0
NADER	3	21	0	0	0	0	0	0	0	0
Other	4	112	0	0	0	0	0	0	0	0
Don't know, Can't remember	8	84	0	0	0	0	0	0	0	0
No answer	9	59	0	0	0	0	0	0	0	0
Not applicable (Punches 1, 4, and 8 in VOTE00 except for those also Punch 6 in PRES00)	0	1200	2000	2000	2023	2023	2023	2044	2044	2044

B. 1. In 2004, you remember that Kerry ran for President on the Democratic ticket against Bush for the Republicans. Do you remember for sure whether or not you voted in that election?

[VAR: VOTE04]

<u>RESPONSE</u>	<u>PUNCH</u>	<u>YEAR</u>								
		<u>2006-1</u>	<u>2006-2</u>	<u>2006-3</u>	<u>2008-1</u>	<u>2008-2</u>	<u>2008-3</u>	<u>2010-1</u>	<u>2010-2</u>	<u>2010-3</u>
Voted (ASK B.2)	1	1326	1060	889	1248	1028	0	1220	0	0
Did not vote (ASK B.3)	2	507	369	303	539	415	0	534	0	0
Ineligible (ASK B.3)	3	142	72	50	175	112	0	231	0	0
Refused to answer	4	0	0	0	0	0	0	0	0	0
Don't know, Can't remember	8	19	32	29	54	21	0	46	0	0
No answer	9	6	3	5	7	5	0	13	0	0
Not applicable	0	0	464	724	0	442	2023	0	2044	2044

B. 2. IF VOTED: Did you vote for Kerry or Bush?

[VAR: PRES04]

<u>RESPONSE</u>	<u>PUNCH</u>	<u>YEAR</u>								
		<u>2006-1</u>	<u>2006-2</u>	<u>2006-3</u>	<u>2008-1</u>	<u>2008-2</u>	<u>2008-3</u>	<u>2010-1</u>	<u>2010-2</u>	<u>2010-3</u>
Kerry	1	599	484	379	580	445	0	526	0	0
Bush	2	649	528	468	599	506	0	630	0	0
Nader	3	22	21	14	25	26	0	26	0	0
Didn't vote for President (ASK B.3)	6	7	0	4	12	11	0	6	0	0
Don't know, Can't remember	8	8	11	6	8	16	0	8	0	0
No answer	9	47	19	23	31	29	0	37	0	0
Not applicable (Punch 2,3,4,8 in VOTE04)	0	668	937	1106	768	990	2023	811	2044	2044

B. 3. IF DID NOT VOTE OR INELIGIBLE: Who would you have voted for, for President, if you had voted?

[VAR: IF04WHO]

<u>RESPONSE</u>	<u>PUNCH</u>	<u>YEAR</u>								
		<u>2006-1</u>	<u>2006-2</u>	<u>2006-3</u>	<u>2008-1</u>	<u>2008-2</u>	<u>2008-3</u>	<u>2010-1</u>	<u>2010-2</u>	<u>2010-3</u>
Kerry	1	271	186	153	309	220	0	322	0	0
Bush	2	183	119	103	195	146	0	219	0	0
Other	3	133	80	68	125	106	0	126	0	0
DON'T KNOW/CAN'T REMEMBER	8	61	48	29	81	50	0	83	0	0
No answer	9	14	11	9	23	21	0	34	0	0
Not applicable (Punch 4,8 in VOTE04 1,2,3,8 in PRES04)	0	1338	1556	1638	1290	1480	2023	1260	2044	2044

C. 1. In 2008, you remember that Obama ran for President on the Democratic ticket against McCain for the Republicans.
Do you remember for sure whether or not you voted in that election?

[VAR: VOTE08]

<u>RESPONSE</u>	<u>PUNCH</u>	<u>YEAR</u>								
		<u>2006-1</u>	<u>2006-2</u>	<u>2006-3</u>	<u>2008-1</u>	<u>2008-2</u>	<u>2008-3</u>	<u>2010-1</u>	<u>2010-2</u>	<u>2010-3</u>
Voted (ASK C.2)	1	0	0	947	0	1167	961	1385	1080	960
Did not vote (ASK C.3)	2	0	0	284	0	373	294	521	389	287
Ineligible (ASK C.3)	3	0	0	29	0	32	24	117	60	37
Don't know, Can't remember	8	0	0	12	0	6	10	12	20	18
Refused to answer	9	0	0	4	0	3	6	9	2	2
Not applicable	0	2000	2000	724	2023	442	728	0	493	740

C. 2. IF VOTED: Did you vote for Obama or McCain?

[VAR: PRES08]

<u>RESPONSE</u>	<u>PUNCH</u>	<u>YEAR</u>								
		<u>2006-1</u>	<u>2006-2</u>	<u>2006-3</u>	<u>2008-1</u>	<u>2008-2</u>	<u>2008-3</u>	<u>2010-1</u>	<u>2010-2</u>	<u>2010-3</u>
Obama	1	0	0	498	0	665	560	805	624	567
McCain	2	0	0	386	0	426	346	497	396	346
Other candidate (specify)	3	0	0	22	0	33	18	41	21	16
Didn't vote for President (ASK C.3)	4	0	0	9	0	6	3	4	6	6
Don't know, Can't remember	8	0	0	6	0	6	12	2	16	2
No answer	9	0	0	30	0	34	28	45	19	25
Not applicable (Punch 2,3,8,9 in VOTE08)	0	2000	2000	1049	2023	853	1056	650	962	1082

C. 3. IF DID NOT VOTE OR INELIGIBLE: Who would you have voted for, for President, if you had voted?

[VAR: IF08WHO]

<u>RESPONSE</u>	<u>PUNCH</u>	<u>YEAR</u>								
		<u>2006-1</u>	<u>2006-2</u>	<u>2006-3</u>	<u>2008-1</u>	<u>2008-2</u>	<u>2008-3</u>	<u>2010-1</u>	<u>2010-2</u>	<u>2010-3</u>
Obama	1	0	0	156	0	233	153	353	219	158
McCain	2	0	0	64	0	75	72	113	107	89
Other	3	0	0	79	0	59	60	118	91	58
Don't know, Can't remember	8	0	0	20	0	33	30	45	35	21
Refused to answer	9	0	0	7	0	14	12	22	5	23
Not applicable (Punch 8,9 in VOTE08 1,2,3,8 in PRES08)	0	2000	2000	1674	2023	1609	1696	1393	1587	1695

42. We hear a lot of talk these days about liberals and conservatives. I'm going to show you a seven-point scale on which the political views that people might hold are arranged from extremely liberal--point 1--to extremely conservative--point 7. Where would you place yourself on this scale?

HAND CARD Q

[VAR: POLVIEWS]

<u>RESPONSE</u>	<u>PUNCH</u>	<u>YEAR</u>								
		<u>2006-1</u>	<u>2006-2</u>	<u>2006-3</u>	<u>2008-1</u>	<u>2008-2</u>	<u>2008-3</u>	<u>2010-1</u>	<u>2010-2</u>	<u>2010-3</u>
Extremely liberal	1	69	51	48	69	52	44	76	54	46
Liberal	2	227	199	146	240	188	142	259	212	180
Slightly liberal	3	237	181	156	221	203	159	232	153	165
Moderate, middle of the road	4	731	575	449	740	551	475	746	567	469
Slightly conservative	5	283	227	177	268	235	190	265	216	161
Conservative	6	310	208	219	327	244	194	315	235	207
Extremely conservative	7	74	52	48	68	63	52	80	73	46
Don't know	8	61	39	31	77	32	31	61	30	29
No answer	9	8	4	2	13	13	8	10	11	1
Not applicable	0	0	464	724	0	442	728	0	493	740

REMARKS: Card Q contained responses for punches 1 through 7.

43. We are faced with many problems in this country, none of which can be solved easily or inexpensively. I'm going to name some of these problems, and for each one I'd like you to name some of these problems, and for each one I'd like you to tell me whether you think we're on it, spending too much money, too little money, or about the right amount.

First (ITEM A) . . . are we spending too much, too little, or about the right amount on (ITEM)?

A. Space exploration program

[VAR: NATSPAC]

<u>RESPONSE</u>	<u>PUNCH</u>	<u>YEAR</u>								
		<u>2006-1</u>	<u>2006-2</u>	<u>2006-3</u>	<u>2008-1</u>	<u>2008-2</u>	<u>2008-3</u>	<u>2010-1</u>	<u>2010-2</u>	<u>2010-3</u>
Too little	1	136	93	92	121	131	150	169	196	185
About right	2	433	350	300	459	321	242	411	292	259
Too much	3	368	287	221	354	277	198	361	235	172
Don't know	8	55	44	23	67	42	30	72	43	26
No answer	9	2	0	0	3	0	0	1	1	2
Not applicable	0	1006	1226	1364	1019	1252	1403	1030	1277	1400

B. Improving and protecting the environment

[VAR: NATENVIR]

<u>RESPONSE</u>	<u>PUNCH</u>	<u>YEAR</u>								
		<u>2006-1</u>	<u>2006-2</u>	<u>2006-3</u>	<u>2008-1</u>	<u>2008-2</u>	<u>2008-3</u>	<u>2010-1</u>	<u>2010-2</u>	<u>2010-3</u>
Too little	1	670	524	356	659	426	348	557	432	384
About right	2	246	180	209	236	271	219	297	224	180
Too much	3	51	51	62	81	60	48	122	95	69
Don't know	8	27	19	9	28	14	5	36	16	10
No answer	9	0	0	0	0	0	0	2	0	1
Not applicable	0	1006	1226	1364	1019	1252	1403	1030	1277	1400

C. Improving and protecting the nation's health

[VAR: NATHEAL]

<u>RESPONSE</u>	<u>PUNCH</u>	<u>YEAR</u>								
		<u>2006-1</u>	<u>2006-2</u>	<u>2006-3</u>	<u>2008-1</u>	<u>2008-2</u>	<u>2008-3</u>	<u>2010-1</u>	<u>2010-2</u>	<u>2010-3</u>
Too little	1	729	607	370	749	456	392	597	487	377
About right	2	194	137	160	177	193	154	234	175	172
Too much	3	50	25	91	47	99	62	157	91	84
Don't know	8	21	5	13	31	23	9	25	13	10
No answer	9	0	0	2	0	0	3	1	1	1
Not applicable	0	1006	1226	1364	1019	1252	1403	1030	1277	1400

D. Solving the problems of the big cities

[VAR: NATCITY]

<u>RESPONSE</u>	<u>PUNCH</u>	<u>YEAR</u>								
		<u>2006-1</u>	<u>2006-2</u>	<u>2006-3</u>	<u>2008-1</u>	<u>2008-2</u>	<u>2008-3</u>	<u>2010-1</u>	<u>2010-2</u>	<u>2010-3</u>
Too little	1	452	329	258	444	300	266	393	272	266
About right	2	351	300	244	333	277	222	337	290	227
Too much	3	105	70	89	113	109	86	179	137	104
Don't know	8	86	72	44	114	84	45	104	68	47
No answer	9	0	3	1	0	1	1	1	0	0
Not applicable	0	1006	1226	1364	1019	1252	1403	1030	1277	1400

E. Halting the rising crime rate

[VAR: NATCRIME]

<u>RESPONSE</u>	<u>PUNCH</u>	<u>YEAR</u>								
		<u>2006-1</u>	<u>2006-2</u>	<u>2006-3</u>	<u>2008-1</u>	<u>2008-2</u>	<u>2008-3</u>	<u>2010-1</u>	<u>2010-2</u>	<u>2010-3</u>
Too little	1	612	453	376	601	441	345	581	417	347
About right	2	305	265	213	296	263	218	328	266	230
Too much	3	59	36	37	68	45	41	71	61	49
Don't know	8	18	20	9	39	21	16	32	21	18
No answer	9	0	0	1	0	1	0	2	2	0
Not applicable	0	1006	1226	1364	1019	1252	1403	1030	1277	1400

F. Dealing with drug addiction

[VAR: NATDRUG]

<u>RESPONSE</u>	<u>PUNCH</u>	<u>YEAR</u>								
		<u>2006-1</u>	<u>2006-2</u>	<u>2006-3</u>	<u>2008-1</u>	<u>2008-2</u>	<u>2008-3</u>	<u>2010-1</u>	<u>2010-2</u>	<u>2010-3</u>
Too little	1	626	457	355	556	438	344	544	394	340
About right	2	261	255	220	308	241	200	327	253	213
Too much	3	70	42	48	92	65	62	105	98	78
Don't know	8	36	20	13	47	27	13	36	20	13
No answer	9	1	0	0	1	0	1	2	2	0
Not applicable	0	1006	1226	1364	1019	1252	1403	1030	1277	1400

G. Improving the nation's education system

[VAR: NATEDUC]

<u>RESPONSE</u>	<u>PUNCH</u>	<u>YEAR</u>								
		<u>2006-1</u>	<u>2006-2</u>	<u>2006-3</u>	<u>2008-1</u>	<u>2008-2</u>	<u>2008-3</u>	<u>2010-1</u>	<u>2010-2</u>	<u>2010-3</u>
Too little	1	734	570	484	707	558	458	721	538	446
About right	2	203	164	111	232	154	129	226	152	146
Too much	3	45	33	36	54	49	29	53	68	47
Don't know	8	11	7	5	10	9	4	12	9	5
No answer	9	1	0	0	1	1	0	2	0	0
Not applicable	0	1006	1226	1364	1019	1252	1403	1030	1277	1400

H. Improving the conditions of Blacks

[VAR: NATRACE]

<u>RESPONSE</u>	<u>PUNCH</u>	<u>YEAR</u>								
		<u>2006-1</u>	<u>2006-2</u>	<u>2006-3</u>	<u>2008-1</u>	<u>2008-2</u>	<u>2008-3</u>	<u>2010-1</u>	<u>2010-2</u>	<u>2010-3</u>
Too little	1	352	253	189	350	215	197	306	220	203
About right	2	402	357	320	420	387	282	439	343	291
Too much	3	147	85	74	111	95	83	154	129	102
Don't know	8	85	74	48	113	65	48	108	70	43
No answer	9	8	5	5	10	9	10	7	5	5
Not applicable	0	1006	1226	1364	1019	1252	1403	1030	1277	1400

I. The military, armaments and defense

[VAR: NATARMS]

<u>RESPONSE</u>	<u>PUNCH</u>	<u>YEAR</u>								
		<u>2006-1</u>	<u>2006-2</u>	<u>2006-3</u>	<u>2008-1</u>	<u>2008-2</u>	<u>2008-3</u>	<u>2010-1</u>	<u>2010-2</u>	<u>2010-3</u>
Too little	1	265	175	160	235	187	142	271	214	222
About right	2	309	265	257	304	310	241	370	297	220
Too much	3	399	318	203	426	251	223	345	239	190
Don't know	8	20	16	15	38	23	14	26	17	11
No answer	9	1	0	1	1	0	0	2	0	1
Not applicable	0	1006	1226	1364	1019	1252	1403	1030	1277	1400

J. Foreign aid

[VAR: NATAID]

<u>RESPONSE</u>	<u>PUNCH</u>	<u>YEAR</u>								
		<u>2006-1</u>	<u>2006-2</u>	<u>2006-3</u>	<u>2008-1</u>	<u>2008-2</u>	<u>2008-3</u>	<u>2010-1</u>	<u>2010-2</u>	<u>2010-3</u>
Too little	1	113	95	43	117	61	51	88	58	42
About right	2	232	233	213	261	245	155	305	177	179
Too much	3	614	418	361	556	423	390	580	508	406
Don't know	8	31	28	18	68	41	23	39	23	17
No answer	9	4	0	1	2	1	1	2	1	0
Not applicable	0	1006	1226	1364	1019	1252	1403	1030	1277	1400

K. Welfare

[VAR: NATFARE]

<u>RESPONSE</u>	<u>PUNCH</u>	<u>YEAR</u>								
		<u>2006-1</u>	<u>2006-2</u>	<u>2006-3</u>	<u>2008-1</u>	<u>2008-2</u>	<u>2008-3</u>	<u>2010-1</u>	<u>2010-2</u>	<u>2010-3</u>
Too little	1	259	172	123	251	160	121	234	156	121
About right	2	352	303	241	349	277	213	338	246	219
Too much	3	357	272	258	355	309	264	408	345	288
Don't know	8	24	27	13	48	25	19	33	20	15
No answer	9	2	0	1	1	0	3	1	0	1
Not applicable	0	1006	1226	1364	1019	1252	1403	1030	1277	1400

L. Highways and bridges

[VAR: NATROAD]

<u>RESPONSE</u>	<u>PUNCH</u>	<u>YEAR</u>								
		<u>2006-1</u>	<u>2006-2</u>	<u>2006-3</u>	<u>2008-1</u>	<u>2008-2</u>	<u>2008-3</u>	<u>2010-1</u>	<u>2010-2</u>	<u>2010-3</u>
Too little	1	713	710	577	917	730	611	887	714	653
About right	2	1004	671	563	847	659	524	888	652	521
Too much	3	214	125	114	193	158	136	211	152	108
Don't know	8	67	30	22	66	34	23	56	33	22
No answer	9	2	0	0	0	0	1	2	0	0
Not applicable	0	0	464	724	0	442	728	0	493	740

M. Social Security

[VAR: NATSOC]

<u>RESPONSE</u>	<u>PUNCH</u>	<u>YEAR</u>								
		<u>2006-1</u>	<u>2006-2</u>	<u>2006-3</u>	<u>2008-1</u>	<u>2008-2</u>	<u>2008-3</u>	<u>2010-1</u>	<u>2010-2</u>	<u>2010-3</u>
Too little	1	1245	924	722	1206	854	725	1126	875	699
About right	2	591	484	440	608	567	456	677	524	488
Too much	3	83	75	78	112	107	67	145	89	64
Don't know	8	77	50	35	93	52	44	91	60	50
No answer	9	4	3	1	4	1	3	5	3	3
Not applicable	0	0	464	724	0	442	728	0	493	740

N. Mass Transportation

[VAR: NATMASS]

<u>RESPONSE</u>	<u>PUNCH</u>	<u>YEAR</u>								
		<u>2006-1</u>	<u>2006-2</u>	<u>2006-3</u>	<u>2008-1</u>	<u>2008-2</u>	<u>2008-3</u>	<u>2010-1</u>	<u>2010-2</u>	<u>2010-3</u>
Too little	1	802	697	514	943	639	513	855	596	493
About right	2	888	661	599	783	704	587	889	705	633
Too much	3	167	107	108	154	151	135	197	153	112
Don't Know	8	142	70	53	143	85	59	102	96	66
No answer	9	1	1	2	0	2	1	1	1	0
Not applicable	0	0	464	724	0	442	728	0	493	740

O. Parks and recreation

[VAR: NATPARK]

<u>RESPONSE</u>	<u>PUNCH</u>	<u>YEAR</u>								
		<u>2006-1</u>	<u>2006-2</u>	<u>2006-3</u>	<u>2008-1</u>	<u>2008-2</u>	<u>2008-3</u>	<u>2010-1</u>	<u>2010-2</u>	<u>2010-3</u>
Too little	1	802	697	514	617	490	392	672	485	422
About right	2	888	661	599	1252	961	797	1201	941	795
Too much	3	167	107	108	108	100	79	129	88	66
Don't know	8	142	70	53	45	30	26	41	37	21
No answer	9	1	1	2	1	0	1	1	0	0
Not applicable	0	0	464	724	0	442	728	0	493	740

P. Assistance for childcare

[VAR: NATCHLD]

<u>RESPONSE</u>	<u>PUNCH</u>	<u>YEAR</u>								
		<u>2006-1</u>	<u>2006-2</u>	<u>2006-3</u>	<u>2008-1</u>	<u>2008-2</u>	<u>2008-3</u>	<u>2010-1</u>	<u>2010-2</u>	<u>2010-3</u>
Too little	1	1002	745	559	1024	705	571	982	700	601
About right	2	706	604	537	722	651	534	764	607	521
Too much	3	136	96	90	125	117	99	148	145	110
Don't know	8	152	90	87	151	108	86	147	97	71
No answer	9	4	1	3	1	0	5	3	2	1
Not applicable	0	0	464	724	0	442	728	0	493	740

Q. Supporting scientific research

[VAR: NATSCI]

<u>RESPONSE</u>	<u>PUNCH</u>	<u>YEAR</u>								
		<u>2006-1</u>	<u>2006-2</u>	<u>2006-3</u>	<u>2008-1</u>	<u>2008-2</u>	<u>2008-3</u>	<u>2010-1</u>	<u>2010-2</u>	<u>2010-3</u>
Too little	1	805	573	422	772	581	482	792	585	497
About right	2	827	702	626	874	749	598	866	709	620
Too much	3	229	169	164	229	179	151	242	160	126
Don't know	8	137	92	62	148	72	63	141	96	60
No answer	9	2	0	2	0	0	1	3	1	1
Not applicable	0	0	464	724	0	442	728	0	493	740

R. Developing alternative energy sources

[VAR: NATENRGY]

<u>RESPONSE</u>	<u>PUNCH</u>	<u>YEAR</u>								
		<u>2006-1</u>	<u>2006-2</u>	<u>2006-3</u>	<u>2008-1</u>	<u>2008-2</u>	<u>2008-3</u>	<u>2010-1</u>	<u>2010-2</u>	<u>2010-3</u>
Too little	1	0	0	0	0	0	0	1274	0	0
About right	2	0	0	0	0	0	0	529	0	0
Too much	3	0	0	0	0	0	0	158	0	0
Don't know	8	0	0	0	0	0	0	82	0	0
No answer	9	0	0	0	0	0	0	1	0	0
Not applicable	0	2000	2000	2000	2023	2023	2023	0	2044	2044

44. We are faced with many problems in this country, none of which can be solved easily or inexpensively. I'm going to name some of these problems, and for each one I'd like you to tell me whether you think we're spending too much money on it, too little money, or about the right amount. First (READ ITEM A) . . . are we spending too much, too little, or about the right amount on (ITEM)?

A. Space exploration

[VAR: NATSPACY]

<u>RESPONSE</u>	<u>PUNCH</u>	<u>YEAR</u>								
		<u>2006-1</u>	<u>2006-2</u>	<u>2006-3</u>	<u>2008-1</u>	<u>2008-2</u>	<u>2008-3</u>	<u>2010-1</u>	<u>2010-2</u>	<u>2010-3</u>
Too little	1	144	109	96	138	133	159	155	170	151
About right	2	424	358	303	416	334	272	451	340	310
Too much	3	373	264	216	412	306	210	348	223	164
Don't know	8	64	31	25	51	37	33	73	50	35
No answer	9	1	0	0	1	0	1	3	1	0
Not applicable	0	994	1238	1360	1005	1213	1348	1014	1260	1384

B. The environment

[VAR: NATENVIY]

<u>RESPONSE</u>	<u>PUNCH</u>	<u>YEAR</u>								
		<u>2006-1</u>	<u>2006-2</u>	<u>2006-3</u>	<u>2008-1</u>	<u>2008-2</u>	<u>2008-3</u>	<u>2010-1</u>	<u>2010-2</u>	<u>2010-3</u>
Too little	1	651	513	340	670	475	386	621	492	431
About right	2	242	170	207	223	228	186	272	206	168
Too much	3	71	63	80	95	92	87	105	68	50
Don't know	8	41	16	13	30	14	15	30	18	11
No answer	9	1	0	0	0	1	1	2	0	0
Not applicable	0	994	1238	1360	1005	1213	1348	1014	1260	1384

C. Health

[VAR: NATHEALY]

<u>RESPONSE</u>	<u>PUNCH</u>	<u>YEAR</u>								
		<u>2006-1</u>	<u>2006-2</u>	<u>2006-3</u>	<u>2008-1</u>	<u>2008-2</u>	<u>2008-3</u>	<u>2010-1</u>	<u>2010-2</u>	<u>2010-3</u>
Too little	1	717	553	350	740	459	411	601	485	391
About right	2	177	118	127	147	173	143	184	171	150
Too much	3	90	83	153	114	161	110	210	111	107
Don't know	8	22	8	9	17	17	10	33	17	11
No answer	9	0	0	1	0	0	1	2	0	1
Not applicable	0	994	1238	1360	1005	1213	1348	1014	1260	1384

D. Assistance to big cities

[VAR: NATCITYY]

<u>RESPONSE</u>	<u>PUNCH</u>	<u>YEAR</u>								
		<u>2006-1</u>	<u>2006-2</u>	<u>2006-3</u>	<u>2008-1</u>	<u>2008-2</u>	<u>2008-3</u>	<u>2010-1</u>	<u>2010-2</u>	<u>2010-3</u>
Too little	1	188	133	95	192	131	118	177	129	103
About right	2	371	316	273	394	319	252	381	322	274
Too much	3	329	232	215	286	268	244	321	241	204
Don't know	8	116	81	56	144	91	60	147	89	77
No answer	9	2	0	1	2	1	1	4	3	2
Not applicable	0	994	1238	1360	1005	1213	1348	1014	1260	1384

E. Law enforcement

[VAR: NATCRIMY]

<u>RESPONSE</u>	<u>PUNCH</u>	<u>YEAR</u>								
		<u>2006-1</u>	<u>2006-2</u>	<u>2006-3</u>	<u>2008-1</u>	<u>2008-2</u>	<u>2008-3</u>	<u>2010-1</u>	<u>2010-2</u>	<u>2010-3</u>
Too little	1	552	380	314	543	426	352	492	387	313
About right	2	350	292	260	365	303	252	389	293	257
Too much	3	84	77	54	92	73	58	124	90	81
Don't know	8	20	13	11	17	8	12	24	13	8
No answer	9	0	0	1	1	0	1	1	1	1
Not applicable	0	994	1238	1360	1005	1213	1348	1014	1260	1384

F. Drug rehabilitation

[VAR: NATDRUGY]

<u>RESPONSE</u>	<u>PUNCH</u>	<u>YEAR</u>								
		<u>2006-1</u>	<u>2006-2</u>	<u>2006-3</u>	<u>2008-1</u>	<u>2008-2</u>	<u>2008-3</u>	<u>2010-1</u>	<u>2010-2</u>	<u>2010-3</u>
Too little	1	512	358	290	475	348	296	499	367	349
About right	2	310	273	249	346	317	235	334	282	213
Too much	3	105	80	66	129	95	103	117	86	64
Don't know	8	79	50	35	65	50	40	76	49	33
No answer	9	0	1	0	3	0	1	4	0	1
Not applicable	0	994	1238	1360	1005	1213	1348	1014	1260	1384

G. Education

[VAR: NATEDUCY]

<u>RESPONSE</u>	<u>PUNCH</u>	<u>YEAR</u>								
		<u>2006-1</u>	<u>2006-2</u>	<u>2006-3</u>	<u>2008-1</u>	<u>2008-2</u>	<u>2008-3</u>	<u>2010-1</u>	<u>2010-2</u>	<u>2010-3</u>
Too little	1	737	556	464	756	601	490	780	622	525
About right	2	192	159	127	196	158	131	190	120	99
Too much	3	62	39	45	56	47	49	53	37	32
Don't know	8	15	8	4	11	4	3	6	5	4
No answer	9	0	0	0	0	0	2	1	0	0
Not applicable	0	994	1238	1360	1004	1213	1348	1014	1260	1384

H. Assistance to blacks

[VAR: NATRACEY]

<u>RESPONSE</u>	<u>PUNCH</u>	<u>YEAR</u>								
		<u>2006-1</u>	<u>2006-2</u>	<u>2006-3</u>	<u>2008-1</u>	<u>2008-2</u>	<u>2008-3</u>	<u>2010-1</u>	<u>2010-2</u>	<u>2010-3</u>
Too little	1	248	162	132	279	170	139	252	181	166
About right	2	414	358	297	404	372	314	427	350	299
Too much	3	208	149	142	209	162	153	190	143	120
Don't know	8	130	92	67	118	99	64	147	103	70
No answer	9	6	1	2	9	7	5	14	7	5
Not applicable	0	994	1238	1360	1004	1213	1348	1014	1260	1384

I. National defense

[VAR: NATARMSY]

<u>RESPONSE</u>	<u>PUNCH</u>	<u>YEAR</u>								
		<u>2006-1</u>	<u>2006-2</u>	<u>2006-3</u>	<u>2008-1</u>	<u>2008-2</u>	<u>2008-3</u>	<u>2010-1</u>	<u>2010-2</u>	<u>2010-3</u>
Too little	1	280	174	174	268	222	177	243	195	216
About right	2	318	265	280	345	300	246	408	315	255
Too much	3	367	302	169	367	261	227	330	249	180
Don't know	8	40	21	17	36	26	24	49	25	9
No answer	9	1	0	0	3	1	1	0	0	0
Not applicable	0	994	1238	1360	1004	1213	1348	1014	1260	1384

J. Assistance to other countries

[VAR: NATAIDY]

<u>RESPONSE</u>	<u>PUNCH</u>	<u>YEAR</u>								
		<u>2006-1</u>	<u>2006-2</u>	<u>2006-3</u>	<u>2008-1</u>	<u>2008-2</u>	<u>2008-3</u>	<u>2010-1</u>	<u>2010-2</u>	<u>2010-3</u>
Too little	1	91	60	34	94	58	35	72	42	32
About right	2	209	168	160	213	166	126	269	168	143
Too much	3	670	522	433	677	566	495	657	558	473
Don't know	8	35	12	13	33	20	17	31	15	12
No answer	9	1	0	0	2	0	2	1	1	0
Not applicable	0	994	1238	1360	1004	1213	1348	1014	1260	1384

K. Assistance to the poor

[VAR: NATFAREY]

<u>RESPONSE</u>	<u>PUNCH</u>	<u>YEAR</u>								
		<u>2006-1</u>	<u>2006-2</u>	<u>2006-3</u>	<u>2008-1</u>	<u>2008-2</u>	<u>2008-3</u>	<u>2010-1</u>	<u>2010-2</u>	<u>2010-3</u>
Too little	1	705	519	362	695	496	695	676	490	412
About right	2	186	182	193	217	223	217	223	191	162
Too much	3	88	49	72	86	80	86	97	86	71
Don't know	8	27	12	13	20	11	20	34	16	11
No answer	9	0	0	0	1	0	1	0	1	4
Not applicable	0	994	1238	1360	1004	1213	1004	1014	1260	1384

45. Some people think that the government in Washington ought to reduce the income differences between the rich and the poor, perhaps by raising the taxes of wealthy families or by giving income assistance to the poor. Others think that the government should not concern itself with reducing this income difference between the rich and the poor.

Here is a card with a scale from 1 to 7. Think of a score of 1 as meaning that the government ought to reduce the income differences between rich and poor, and a score of 7 meaning that the government should not concern itself with reducing income differences. What score between 1 and 7 comes closest to the way you feel? (CIRCLE ONE):

HAND CARD W

[VAR: EQWLTH]

<u>RESPONSE</u>	<u>PUNCH</u>	<u>YEAR</u>								
		<u>2006-1</u>	<u>2006-2</u>	<u>2006-3</u>	<u>2008-1</u>	<u>2008-2</u>	<u>2008-3</u>	<u>2010-1</u>	<u>2010-2</u>	<u>2010-3</u>
1-Government should	1	284	206	149	319	175	181	244	224	237
2	2	127	114	55	116	85	94	106	118	139
3	3	211	182	130	234	166	139	219	167	229
4	4	271	198	160	240	198	154	249	183	235
5	5	163	121	122	178	155	91	215	107	161
6	6	99	83	73	93	87	64	99	77	101
7-Government should not	7	155	107	147	169	184	142	227	163	193
Don't know	8	14	14	4	15	8	4	12	8	9
No answer	9	5	0	1	1	2	1	6	3	0
Not applicable	0	671	975	1159	658	963	1153	667	994	740

REMARKS: Card W contained responses for punches 1-7.

46. Do you consider the amount of federal income tax which you have to pay as too high, about right, or too low?

[VAR: TAX]

<u>RESPONSE</u>	<u>PUNCH</u>	<u>YEAR</u>								
		<u>2006-1</u>	<u>2006-2</u>	<u>2006-3</u>	<u>2008-1</u>	<u>2008-2</u>	<u>2008-3</u>	<u>2010-1</u>	<u>2010-2</u>	<u>2010-3</u>
Too high	1	786	572	447	729	541	415	631	500	448
About right	2	526	433	397	560	470	415	580	435	344
Too low	3	17	11	7	21	25	18	23	17	12
R pays no income tax (vol.)	4	0	0	0	0	0	0	0	0	0
Don't know	8	30	23	18	41	40	19	41	15	10
No answer	9	1	5	2	1	0	4	6	5	1
Not applicable	0	640	956	1129	671	947	1152	763	1072	1229

47. There are always some people whose ideas are considered bad or dangerous by other people. For instance, somebody who is against all churches and religion . . .

A. If such a person wanted to make a speech in your (city/town/community) against churches and religion, should he be allowed to speak, or not?

[VAR: SPKATH]

<u>RESPONSE</u>	<u>PUNCH</u>	<u>YEAR</u>								
		<u>2006-1</u>	<u>2006-2</u>	<u>2006-3</u>	<u>2008-1</u>	<u>2008-2</u>	<u>2008-3</u>	<u>2010-1</u>	<u>2010-2</u>	<u>2010-3</u>
Yes, allowed to speak	1	1049	822	697	1021	837	718	956	784	680
Not allowed	2	301	217	167	315	231	144	312	183	130
Don't know	8	10	5	6	11	7	8	11	4	5
No answer	9	0	0	1	5	1	1	2	1	0
Not applicable	0	640	956	1129	671	947	1152	763	1072	1229

B. Should such a person be allowed to teach in a college or university, or not?

[VAR: COLATH]

<u>RESPONSE</u>	<u>PUNCH</u>	<u>YEAR</u>								
		<u>2006-1</u>	<u>2006-2</u>	<u>2006-3</u>	<u>2008-1</u>	<u>2008-2</u>	<u>2008-3</u>	<u>2010-1</u>	<u>2010-2</u>	<u>2010-3</u>
Yes, allowed to teach	4	827	642	547	815	682	578	767	639	576
Not allowed	5	495	368	308	490	366	270	473	313	222
Don't know	8	36	31	15	42	26	19	36	13	17
No answer	9	2	3	1	5	2	4	5	7	0
Not applicable	0	640	956	1129	671	947	1152	763	1072	1229

- C. If some people in your community suggested that a book he wrote against churches and religion should be taken out of your public library, would you favor removing this book, or not?

[VAR: LIBATH]

<u>RESPONSE</u>	<u>PUNCH</u>	<u>YEAR</u>								
		<u>2006-1</u>	<u>2006-2</u>	<u>2006-3</u>	<u>2008-1</u>	<u>2008-2</u>	<u>2008-3</u>	<u>2010-1</u>	<u>2010-2</u>	<u>2010-3</u>
Remove	1	363	230	201	353	265	189	321	207	145
Not remove	2	979	795	654	962	794	659	938	747	655
Don't know	8	17	16	14	34	15	21	21	15	13
No answer	9	1	3	2	3	2	2	1	3	2
Not applicable	0	640	956	1129	671	947	1152	763	1072	1229

48. Or consider a person who believes that Blacks are genetically inferior.

- A. If such a person wanted to make a speech in your community claiming that Blacks are inferior, should he be allowed to speak, or not?

[VAR: SPKRAC]

<u>RESPONSE</u>	<u>PUNCH</u>	<u>YEAR</u>								
		<u>2006-1</u>	<u>2006-2</u>	<u>2006-3</u>	<u>2008-1</u>	<u>2008-2</u>	<u>2008-3</u>	<u>2010-1</u>	<u>2010-2</u>	<u>2010-3</u>
Yes, allowed to speak	1	836	695	591	793	666	581	738	630	557
Not allowed	2	505	341	269	533	400	277	521	333	248
Don't know	8	17	7	8	23	7	9	17	8	10
No answer	9	2	1	3	3	3	4	5	1	0
Not applicable	0	640	956	1129	671	947	1152	763	1072	1229

- B. Should such a person be allowed to teach in a college or university, or not?

[VAR: COLRAC]

<u>RESPONSE</u>	<u>PUNCH</u>	<u>YEAR</u>								
		<u>2006-1</u>	<u>2006-2</u>	<u>2006-3</u>	<u>2008-1</u>	<u>2008-2</u>	<u>2008-3</u>	<u>2010-1</u>	<u>2010-2</u>	<u>2010-3</u>
Yes, allowed to teach	4	652	522	460	608	551	480	594	497	438
Not allowed	5	675	488	399	697	496	364	652	451	365
Don't know	8	30	30	12	45	25	25	28	17	12
No answer	9	3	4	0	2	4	2	7	7	0
Not applicable	0	640	956	1129	671	947	1152	763	1072	1229

- C. If some people in your community suggested that a book he wrote which said Blacks are inferior should be taken out of your public library, would you favor removing this book, or not?

[VAR: LIBRAC]

<u>RESPONSE</u>	<u>PUNCH</u>	<u>YEAR</u>								
		<u>2006-1</u>	<u>2006-2</u>	<u>2006-3</u>	<u>2008-1</u>	<u>2008-2</u>	<u>2008-3</u>	<u>2010-1</u>	<u>2010-2</u>	<u>2010-3</u>
Remove	1	447	318	248	458	337	0	424	283	204
Not remove	2	892	705	608	856	718	0	833	672	597
Don't know	8	20	19	14	35	18	0	19	15	10
No answer	9	1	2	1	3	3	0	5	2	4
Not applicable	0	640	956	1129	671	947	2023	763	1072	1229

49. Now, I should like to ask you some questions about a man who admits he is a Communist.

- A. Suppose this admitted Communist wanted to make a speech in your community. Should he be allowed to speak, or not?

[VAR: SPKCOM]

<u>RESPONSE</u>	<u>PUNCH</u>	<u>YEAR</u>								
		<u>2006-1</u>	<u>2006-2</u>	<u>2006-3</u>	<u>2008-1</u>	<u>2008-2</u>	<u>2008-3</u>	<u>2010-1</u>	<u>2010-2</u>	<u>2010-3</u>
Yes, allowed to speak	1	911	731	619	874	719	623	819	674	599
Not allowed	2	423	289	238	442	336	234	423	272	202
Don't know	8	24	22	14	34	19	12	33	24	13
No answer	9	2	2	0	2	2	2	6	2	1
Not applicable	0	640	956	1129	671	947	1152	763	1072	1229

- B. Suppose he is teaching in a college. Should he be fired, or not?

[VAR: COLCOM]

<u>RESPONSE</u>	<u>PUNCH</u>	<u>YEAR</u>								
		<u>2006-1</u>	<u>2006-2</u>	<u>2006-3</u>	<u>2008-1</u>	<u>2008-2</u>	<u>2008-3</u>	<u>2010-1</u>	<u>2010-2</u>	<u>2010-3</u>
Yes, fired	4	482	345	304	500	378	280	437	303	251
Not fired	5	814	648	544	783	648	560	776	622	535
Don't know	8	58	48	22	65	45	28	58	39	25
No answer	9	6	3	1	4	5	3	10	8	4
Not applicable	0	640	956	1129	671	947	1152	763	1072	1229

- C. Suppose he wrote a book which is in your public library. Somebody in your community suggests that the book should be removed from the library. Would you favor removing it, or not?

[VAR: LIBCOM]

<u>RESPONSE</u>	<u>PUNCH</u>	<u>YEAR</u>								
		<u>2006-1</u>	<u>2006-2</u>	<u>2006-3</u>	<u>2008-1</u>	<u>2008-2</u>	<u>2008-3</u>	<u>2010-1</u>	<u>2010-2</u>	<u>2010-3</u>
Remove	1	405	277	228	409	298	216	367	239	184
Not remove	2	928	738	628	900	750	638	876	708	611
Don't know	8	25	26	14	41	26	15	34	22	18
No answer	9	2	3	1	2	2	2	4	3	2
Not applicable	0	640	956	1129	671	947	1152	763	1072	1229

50. Consider a person who advocates doing away with elections and letting the military run the country.

- A. If such a person wanted to make a speech in your community, should he be allowed to speak, or not?

[VAR: SPKMIL]

<u>RESPONSE</u>	<u>PUNCH</u>	<u>YEAR</u>								
		<u>2006-1</u>	<u>2006-2</u>	<u>2006-3</u>	<u>2008-1</u>	<u>2008-2</u>	<u>2008-3</u>	<u>2010-1</u>	<u>2010-2</u>	<u>2010-3</u>
Yes, allowed to speak	1	897	722	638	871	729	643	865	696	614
Not allowed	2	439	300	223	448	328	210	393	258	188
Don't know	8	22	20	10	30	18	12	17	16	11
No answer	9	2	2	0	3	1	6	6	2	2
Not applicable	0	640	956	1129	671	947	1152	763	1072	1229

- B. Should such a person be allowed to teach in a college or university, or not?

[VAR: COLMIL]

<u>RESPONSE</u>	<u>PUNCH</u>	<u>YEAR</u>								
		<u>2006-1</u>	<u>2006-2</u>	<u>2006-3</u>	<u>2008-1</u>	<u>2008-2</u>	<u>2008-3</u>	<u>2010-1</u>	<u>2010-2</u>	<u>2010-3</u>
Yes, allowed to teach	4	713	579	511	682	599	526	726	577	516
Not allowed	5	604	428	343	617	445	319	519	361	279
Don't know	8	39	33	17	50	31	20	31	28	18
No answer	9	4	4	0	3	1	6	5	6	2
Not applicable	0	640	956	1129	671	947	1152	763	1072	1229

- C. Suppose he wrote a book advocating doing away with elections and letting the military run the country. Somebody in your community suggests that the book be removed from the public library. Would you favor removing it, or not?

[VAR: LIBMIL]

<u>RESPONSE</u>	<u>PUNCH</u>	<u>YEAR</u>								
		<u>2006-1</u>	<u>2006-2</u>	<u>2006-3</u>	<u>2008-1</u>	<u>2008-2</u>	<u>2008-3</u>	<u>2010-1</u>	<u>2010-2</u>	<u>2010-3</u>
Remove	1	408	265	223	392	317	217	357	244	183
Not remove	2	927	753	638	916	740	636	901	705	618
Don't know	8	24	24	9	40	17	14	21	21	11
No answer	9	1	2	1	4	2	4	2	2	3
Not applicable	0	640	956	1129	671	947	1152	763	1072	1229

51. And what about a man who admits that he is a homosexual?

- A. Suppose this admitted homosexual wanted to make a speech in your community. Should he be allowed to speak, or not?

[VAR: SPKHOMO]

<u>RESPONSE</u>	<u>PUNCH</u>	<u>YEAR</u>								
		<u>2006-1</u>	<u>2006-2</u>	<u>2006-3</u>	<u>2008-1</u>	<u>2008-2</u>	<u>2008-3</u>	<u>2010-1</u>	<u>2010-2</u>	<u>2010-3</u>
Yes, allowed to speak	1	1102	878	750	1097	913	758	1090	860	728
Not allowed	2	232	150	107	225	147	97	168	100	81
Don't know	8	19	11	10	26	12	11	16	8	5
No answer	9	7	5	4	4	4	5	7	4	1
Not applicable	0	640	956	1129	671	947	1152	763	1072	1229

- B. Should such a person be allowed to teach in a college or university, or not?

[VAR: COLHOMO]

<u>RESPONSE</u>	<u>PUNCH</u>	<u>YEAR</u>								
		<u>2006-1</u>	<u>2006-2</u>	<u>2006-3</u>	<u>2008-1</u>	<u>2008-2</u>	<u>2008-3</u>	<u>2010-1</u>	<u>2010-2</u>	<u>2010-3</u>
Yes, allowed to teach	4	1047	840	715	1058	860	733	1064	831	719
Not allowed	5	285	181	137	261	195	121	191	124	86
Don't know	8	22	19	16	30	17	12	20	11	7
No answer	9	6	4	3	3	4	5	6	6	3
Not applicable	0	640	956	1129	671	947	1152	763	1072	1229

- C. If some people in your community suggested that a book he wrote in favor of homosexuality should be taken out of your public library, would you favor removing this book, or not?

[VAR: LIBHOMO]

<u>RESPONSE</u>	<u>PUNCH</u>	<u>YEAR</u>								
		<u>2006-1</u>	<u>2006-2</u>	<u>2006-3</u>	<u>2008-1</u>	<u>2008-2</u>	<u>2008-3</u>	<u>2010-1</u>	<u>2010-2</u>	<u>2010-3</u>
Remove	1	330	231	196	314	248	168	273	158	113
Not remove	2	1005	791	666	1010	810	686	985	796	695
Don't know	8	21	17	8	26	13	13	15	15	5
No answer	9	4	5	1	2	5	4	8	3	2
Not applicable	0	640	956	1129	671	947	1152	763	1072	1229

52. Now consider a Muslim clergyman who preaches hatred of the United States.

- A. If such a person wanted to make a speech in your community preaching hatred of the United States, should he be allowed to speak, or not?

[VAR: SPKMSLM]

<u>RESPONSE</u>	<u>PUNCH</u>	<u>YEAR</u>								
		<u>2006-1</u>	<u>2006-2</u>	<u>2006-3</u>	<u>2008-1</u>	<u>2008-2</u>	<u>2008-3</u>	<u>2010-1</u>	<u>2010-2</u>	<u>2010-3</u>
Yes, allowed	1	0	0	0	567	479	0	528	461	406
Not allowed	2	0	0	0	761	587	0	736	500	397
Don't Know	8	0	0	0	16	6	0	14	10	10
No Answer	9	0	0	0	8	4	0	3	1	2
Not applicable	0	2000	2000	2000	671	947	2023	763	1072	1229

- B. Should such a person be allowed to teach in a college or university, or not?

[VAR: COLMSLM]

<u>RESPONSE</u>	<u>PUNCH</u>	<u>YEAR</u>								
		<u>2006-1</u>	<u>2006-2</u>	<u>2006-3</u>	<u>2008-1</u>	<u>2008-2</u>	<u>2008-3</u>	<u>2010-1</u>	<u>2010-2</u>	<u>2010-3</u>
Yes, allowed	4	0	0	0	405	358	0	411	353	309
Not allowed	5	0	0	0	916	704	0	843	594	492
Don't Know	8	0	0	0	25	11	0	21	21	13
No Answer	9	0	0	0	6	3	0	6	4	1
Not applicable	0	2000	2000	2000	671	947	2023	763	1072	1229

- C. If some people in your community suggested that a book he wrote which preaches hatred of the United States should be taken out of your public library, would you favor removing this book, or not?

[VAR: LIBMSLM]

<u>RESPONSE</u>	<u>PUNCH</u>	<u>YEAR</u>								
		<u>2006-1</u>	<u>2006-2</u>	<u>2006-3</u>	<u>2008-1</u>	<u>2008-2</u>	<u>2008-3</u>	<u>2010-1</u>	<u>2010-2</u>	<u>2010-3</u>
Remove	1	0	0	0	663	516	0	649	440	346
Not remove	2	0	0	0	662	547	0	619	520	457
Don't Know	8	0	0	0	21	10	0	9	11	9
No Answer	9	0	0	0	6	3	0	4	1	3
Not applicable	0	2000	2000	2000	671	947	2023	763	1072	1229

53. Do you favor or oppose the death penalty for persons convicted of murder?

[VAR: CAPPUN]

<u>RESPONSE</u>	<u>PUNCH</u>	<u>YEAR</u>								
		<u>2006-1</u>	<u>2006-2</u>	<u>2006-3</u>	<u>2008-1</u>	<u>2008-2</u>	<u>2008-3</u>	<u>2010-1</u>	<u>2010-2</u>	<u>2010-3</u>
Favor	1	1267	974	844	1263	1030	788	1297	973	789
Oppose	2	606	478	368	639	472	442	624	491	449
Don't know	8	109	73	57	105	58	52	101	77	56
No answer	9	18	11	7	16	21	13	22	10	10
Not applicable	0	0	464	724	0	442	728	0	493	740

54. Would you favor or oppose a law which would require a person to obtain a police permit before he or she could buy a gun?

[VAR: GUNLAW]

<u>RESPONSE</u>	<u>PUNCH</u>	<u>YEAR</u>								
		<u>2006-1</u>	<u>2006-2</u>	<u>2006-3</u>	<u>2008-1</u>	<u>2008-2</u>	<u>2008-3</u>	<u>2010-1</u>	<u>2010-2</u>	<u>2010-3</u>
Favor	1	1063	809	649	1050	804	670	947	704	594
Oppose	2	274	225	210	283	260	190	324	256	211
Don't know	8	20	9	12	18	11	10	9	9	9
No answer	9	3	1	0	1	1	1	1	3	1
Not applicable	0	640	956	1129	671	947	1152	763	1072	1229

55. In general, do you think the courts in this area deal too harshly or not harshly enough with criminals?

[VAR: COURTS]

<u>RESPONSE</u>	<u>PUNCH</u>	<u>YEAR</u>								
		<u>2006-1</u>	<u>2006-2</u>	<u>2006-3</u>	<u>2008-1</u>	<u>2008-2</u>	<u>2008-3</u>	<u>2010-1</u>	<u>2010-2</u>	<u>2010-3</u>
Too harshly	1	192	171	139	222	179	140	267	205	194
Not harshly enough	2	1281	978	868	1259	1010	811	1269	935	779
About right (Vol.)	3	413	281	201	388	273	250	341	300	235
Don't know	8	110	104	63	147	109	86	157	105	93
No answer	9	4	2	5	7	10	8	10	6	3
Not applicable	0	0	464	724	0	442	728	0	493	740

56. Do you think the use of marijuana should be made legal or not?

[VAR: GRASS]

<u>RESPONSE</u>	<u>PUNCH</u>	<u>YEAR</u>								
		<u>2006-1</u>	<u>2006-2</u>	<u>2006-3</u>	<u>2008-1</u>	<u>2008-2</u>	<u>2008-3</u>	<u>2010-1</u>	<u>2010-2</u>	<u>2010-3</u>
Should	1	446	363	335	496	448	402	603	500	507
Should not	2	782	581	444	751	525	409	656	476	342
Don't know	8	101	80	57	116	86	1	117	72	42
No answer	9	0	1	5	2	1	58	1	2	0
Not applicable	0	671	975	1159	658	963	1153	667	994	1153

57. What is your religious preference? Is it Protestant, Catholic, Jewish, some other religion, or no religion?

[VAR: RELIG]

<u>RESPONSE</u>	<u>PUNCH</u>	<u>YEAR</u>								
		<u>2006-1</u>	<u>2006-2</u>	<u>2006-3</u>	<u>2008-1</u>	<u>2008-2</u>	<u>2008-3</u>	<u>2010-1</u>	<u>2010-2</u>	<u>2010-3</u>
Protestant (ASK DENOM)	1	1026	780	669	1040	823	666	973	779	634
Catholic	2	507	371	282	470	349	276	482	329	274
Jewish	3	32	23	19	39	34	29	37	29	23
None	4	323	250	200	332	267	227	363	311	269
Other (SPECIFY RELIGION AND/OR CHURCH AND DENOMINATION)	5	21	12	12	12	16	18	20	12	15
Buddhism	6	14	17	14	15	9	6	18	11	11
Hinduism	7	8	8	6	7	7	4	4	1	2
Other Eastern Religions	8	1	2	0	3	1	2	3	1	0
Muslim/Islam	9	4	14	5	13	10	5	11	5	3
Orthodox-Christian	10	8	6	6	10	7	6	8	6	3
Christian	11	42	41	50	68	45	48	90	62	66
Native American	12	1	0	0	1	0	0	2	1	0
Inter-Nondenomenational	13	2	10	2	4	3	2	20	0	0
Don't know	98	0	1	4	1	1	0	1	1	0
No answer	99	11	1	7	8	9	6	12	3	4
Not applicable	0	0	464	724	0	442	728	0	493	740

IF PROTESTANT:

A. What specific denomination is that, if any? (PROBE FOR EXACT DENOMINATION)

[VAR: DENOM]

<u>RESPONSE</u>	<u>PUNCH</u>	<u>YEAR</u>								
		<u>2006-1</u>	<u>2006-2</u>	<u>2006-3</u>	<u>2008-1</u>	<u>2008-2</u>	<u>2008-3</u>	<u>2010-1</u>	<u>2010-2</u>	<u>2010-3</u>
BAPTIST										
American Baptist Assoc.	10	21	12	12	20	10	16	13	17	24
American Baptist Churches in the U.S.A	11	16	8	8	12	15	8	5	13	10
National Baptist Convention of America	12	8	6	7	9	6	8	6	5	2
National Baptist Convention, U.S.A., Inc	13	6	5	4	1	8	5	2	3	5
Southern Baptist Convention	14	154	103	103	132	112	96	133	111	87
Other Baptist Churches	15	13	13	16	5	22	20	12	9	10
Baptist, Don't know which	18	133	120	103	150	118	70	184	96	81
METHODIST										
African Methodist Episcopal Church	20	5	4	4	8	6	6	3	5	4

[VAR: DENOM] (CONTINUED)

<u>RESPONSE</u>	<u>PUNCH</u>	<u>YEAR</u>									
		<u>2006-1</u>	<u>2006-2</u>	<u>2006-3</u>	<u>2008-1</u>	<u>2008-2</u>	<u>2008-3</u>	<u>2010-1</u>	<u>2010-2</u>	<u>2010-3</u>	
African Methodist Episcopal Zion Church	21	2	1	1	1	2	2	0	0	0	
United Methodist Church	22	85	59	53	93	84	57	78	62	52	
Other Methodist Churches	23	1	18	1	2	4	5	3	6	1	
Methodist, Don't know which	28	22	0	11	27	12	12	30	14	9	
LUTHERAN											
American Lutheran Church	30	10	9	4	11	10	7	4	5	3	
Lutheran Church in America	31	7	4	4	3	2	0	7	5	7	
Lutheran Church -- Missouri Synod	32	19	18	16	12	14	14	13	12	9	
Wisconsin Evangelical Lutheran Synod	33	8	1	1	8	6	3	6	5	6	
Other Lutheran Churches	34	1	0	3	1	1	2	3	3	3	
Evangelical Lutheran	35	10	0	15	6	10	10	14	15	14	
Lutheran, Don't know which	38	18	14	7	20	14	13	35	23	11	
PRESBYTERIAN											
Presbyterian Church in the U.S.A	40	4	2	3	6	7	6	4	5	4	
United Presbyterian Church in the U.S.A	41	6	5	6	15	7	10	12	9	7	
Other Presbyterian Churches	42	1	0	2	3	0	1	5	2	2	
Presbyterian, merged	43	6	0	4	1	9	5	10	10	5	
Presbyterian, don't know which	48	34	24	19	31	21	18	29	23	21	
EPISCOPAL CHURCH											
Other (SPECIFY) _____	60	41	26	24	43	33	25	36	27	24	
No denomination given or non-denominational church	70	276	223	152	289	179	149	209	158	122	
Don't know	98	154	150	133	191	152	105	198	136	175	
No answer	99	6	5	2	7	4	4	8	0	2	
Not applicable (punches 2-13 in RELIG, often including 5 and sometimes 11)	0	12	2	8	9	9	6	13	3	4	
		0	921	1168	1274	907	1146	1340	969	1262	1340

REMARKS: RELIG, punch 5 (Other, SPECIFY), is available from NORC. DENOM, punch 60, recoded into OTHER. Until 2008 the following codes were used: LDS=59, LDS-Mormon=60, DS- Jesus Christ; Church of Jesus Christ LDS= 62; Mormon= 64. These codes did not distinguish different denominations and were not consistently used over time. In 2008 codes 59, 60, and 62 were recorded as code 64 for all years. Punch 43 of DENOM was renamed Presbyterian, merged in 2012. If planning to perform trend analysis with this variable, please consult GSS Methodological Report No. 56. See Appendix K: Protestant denominations. See Appendix N for changes across surveys.

58. A. Do you consider yourself to be Jewish for any reason?

[VAR: OTHJEW]

<u>RESPONSE</u>	<u>PUNCH</u>	<u>YEAR</u>								
		<u>2006-1</u>	<u>2006-2</u>	<u>2006-3</u>	<u>2008-1</u>	<u>2008-2</u>	<u>2008-3</u>	<u>2010-1</u>	<u>2010-2</u>	<u>2010-3</u>
Yes	1	0	6	0	4	0	0	0	7	0
Half or part	2	0	3	0	5	0	0	0	3	0
No	3	0	240	0	320	0	0	0	297	0
Don't Know	8	0	1	0	0	0	0	0	0	0
No Answer	9	0	3	0	12	0	0	0	9	0
Not applicable	0	2000	1747	2000	1682	2023	2023	2044	1728	2044

REMARKS: Also see Jewish Identity Module

IF JEWISH (RELIG=3):

B. Do you consider yourself Orthodox, Conservative, Reform or none of these? (PROBE FOR EXACT DENOMINATION)

[VAR: JEW]

<u>RESPONSE</u>	<u>PUNCH</u>	<u>YEAR</u>								
		<u>2006-1</u>	<u>2006-2</u>	<u>2006-3</u>	<u>2008-1</u>	<u>2008-2</u>	<u>2008-3</u>	<u>2010-1</u>	<u>2010-2</u>	<u>2010-3</u>
Orthodox	1	4	6	5	7	7	4	2	2	3
Conservative	2	8	6	5	14	9	6	8	5	3
Reform	3	11	7	7	12	13	10	18	15	10
None of these	4	7	4	2	6	5	7	9	7	7
Don't know	8	0	0	0	0	0	2	0	0	0
No Answer	9	13	1	7	8	9	6	12	3	4
Not applicable	0	1957	1976	1974	1976	1980	1988	1995	2012	2017

REMARKS: In 2008, if respondent answered RELIG=3 or OTHJEW= 1 (Yes) or 2 (Half or Part) , then JEW was asked.

IF JEWISH (RELIG=3):

C. Do you consider yourself Orthodox, Conservative, Reform or none of these? (PROBE FOR EXACT DENOMINATION)

[VAR: JEWAJ]

<u>RESPONSE</u>	<u>PUNCH</u>	<u>YEAR</u>								
		<u>2006-1</u>	<u>2006-2</u>	<u>2006-3</u>	<u>2008-1</u>	<u>2008-2</u>	<u>2008-3</u>	<u>2010-1</u>	<u>2010-2</u>	<u>2010-3</u>
Orthodox	1	0	0	0	0	0	0	0	0	0
Conservative	2	0	0	0	0	0	0	0	1	0
Reform	3	0	0	0	0	0	0	0	3	0
None of these	4	0	0	0	0	0	0	0	6	0
Don't know	8	0	0	0	0	0	0	0	0	0
No Answer	9	0	0	0	0	0	0	0	9	0
Not applicable	0	2000	2000	2000	2023	2023	2023	2044	2025	2044

REMARKS: In 2012, OTHJEW screened respondents for JEWAJ. Before 2012, OTHJEW screened respondents for JEW.

D. Would you call yourself a strong Jew or not a very strong Jew?

[VAR: RELITENA]

<u>RESPONSE</u>	<u>PUNCH</u>	<u>YEAR</u>								
		<u>2006-1</u>	<u>2006-2</u>	<u>2006-3</u>	<u>2008-1</u>	<u>2008-2</u>	<u>2008-3</u>	<u>2010-1</u>	<u>2010-2</u>	<u>2010-3</u>
Strong	1	0	0	0	0	0	0	0	0	0
Not very strong	2	0	0	0	0	0	0	0	10	0
Somewhat strong	3	0	0	0	0	0	0	0	0	0
No religion	4	0	0	0	0	0	0	0	0	0
Don't know	8	0	0	0	0	0	0	0	0	0
No answer	9	0	0	0	0	0	0	0	9	0
Not applicable	0	2000	2000	2000	2023	2023	2023	2044	2025	2044

59. Fundamentalism/Liberalism of Respondent's Religion

[VAR: FUND]

<u>RESPONSE</u>	<u>PUNCH</u>	<u>YEAR</u>								
		<u>2006-1</u>	<u>2006-2</u>	<u>2006-3</u>	<u>2008-1</u>	<u>2008-2</u>	<u>2008-3</u>	<u>2010-1</u>	<u>2010-2</u>	<u>2010-3</u>
Fundamentalist	1	579	446	380	552	431	348	521	371	310
Moderate	2	755	529	482	757	592	492	795	627	522
Liberal	3	581	427	357	623	494	405	624	504	424
No answer and excluded	9	85	134	57	91	64	50	104	49	48
Not applicable	0	0	464	724	0	442	728	0	493	740

REMARKS: See Appendix T, GSS Methodological Report No. 43. If planning to perform trend analysis with this variable, please consult GSS Methodological Report No. 56.

60. How often do you attend religious services? (USE CATEGORIES AS PROBES, IF NECESSARY.)

[VAR: ATTEND]

<u>RESPONSE</u>	<u>PUNCH</u>	<u>YEAR</u>								
		<u>2006-1</u>	<u>2006-2</u>	<u>2006-3</u>	<u>2008-1</u>	<u>2008-2</u>	<u>2008-3</u>	<u>2010-1</u>	<u>2010-2</u>	<u>2010-3</u>
Never	0	467	312	261	427	363	320	470	407	339
Less than once a year	1	120	104	78	142	113	94	143	109	74
About once or twice a year	2	257	209	167	281	193	172	287	204	167
Several times a year	3	212	145	131	233	176	127	211	152	138
About once a month	4	125	105	78	140	121	73	147	103	80
2-3 times a month	5	170	123	120	174	124	96	171	113	114
Nearly every week	6	111	80	69	88	51	52	87	61	58
Every week	7	376	326	260	361	301	262	382	292	242
Several times a week	8	154	129	109	168	133	91	138	109	89
Don't know, No answer	9	8	3	3	9	6	8	8	1	3
Not applicable	-1	0	464	724	0	442	728	0	493	740

REMARKS: See GSS Methodological Report No. 88

61. Would you call yourself a strong (PREFERENCE NAMED IN RELIG) or a not very strong (PREFERENCE NAMED IN RELIG)?

[VAR: RELITEN]

<u>RESPONSE</u>	<u>PUNCH</u>	<u>YEAR</u>								
		<u>2006-1</u>	<u>2006-2</u>	<u>2006-3</u>	<u>2008-1</u>	<u>2008-2</u>	<u>2008-3</u>	<u>2010-1</u>	<u>2010-2</u>	<u>2010-3</u>
Strong	1	720	529	477	683	549	464	707	559	479
Not very strong	2	744	534	466	720	590	487	747	567	464
Somewhat strong (Vol.)	3	195	107	73	133	108	105	128	99	84
No religion	4	323	251	204	332	268	227	364	311	269
Don't know	8	4	2	0	3	3	1	11	9	3
No answer	9	14	113	56	151	63	11	87	5	5
Not applicable (Punch 98 in RELIG)	0	0	464	724	1	442	728	0	494	740

62. Do you believe there is a life after death?

[VAR: POSTLIFE]

<u>RESPONSE</u>	<u>PUNCH</u>	<u>YEAR</u>								
		<u>2006-1</u>	<u>2006-2</u>	<u>2006-3</u>	<u>2008-1</u>	<u>2008-2</u>	<u>2008-3</u>	<u>2010-1</u>	<u>2010-2</u>	<u>2010-3</u>
Yes	1	1443	1115	929	1455	1118	930	1462	1118	949
No	2	313	262	216	332	283	229	341	269	208
Undecided	8	237	154	131	0	180	131	235	161	146
No answer	9	7	5	0	5	0	5	6	3	1
Not applicable	0	0	464	724	231	442	728	0	493	740

63. About how often do you pray? USE CATEGORIES AS PROBES.

[VAR: PRAY]

<u>RESPONSE</u>	<u>PUNCH</u>	<u>YEAR</u>								
		<u>2006-1</u>	<u>2006-2</u>	<u>2006-3</u>	<u>2008-1</u>	<u>2008-2</u>	<u>2008-3</u>	<u>2010-1</u>	<u>2010-2</u>	<u>2010-3</u>
Several times a day	1	618	463	406	576	434	375	587	474	390
Once a day	2	591	460	381	596	468	354	592	456	381
Several times a week	3	217	181	148	223	184	142	240	145	131
Once a week	4	128	98	63	116	93	99	118	86	69
Less than once a week	5	222	167	136	256	183	143	222	170	136
Never	6	207	158	131	235	210	172	264	215	190
Don't know	8	9	1	6	11	6	4	12	1	3
No answer	9	8	8	5	10	3	6	9	4	4
Not applicable	0	0	464	724	0	442	728	0	493	740

REMARKS: See Appendix N. If planning to perform trend analysis with this variable, please consult GSS Methodological Report No. 56.

64. We are interested in what American Catholics think about religious matters. Please select the answer from this card that comes closest to your own personal opinion about the following statement: Under certain conditions, the pope is infallible when he speaks on matters of faith and morals.

HAND CARD A17a

[VAR: POPESPKS]

RESPONSE	PUNCH	YEAR								
		<u>2006-1</u>	<u>2006-2</u>	<u>2006-3</u>	<u>2008-1</u>	<u>2008-2</u>	<u>2008-3</u>	<u>2010-1</u>	<u>2010-2</u>	<u>2010-3</u>
Certainly true	1	132	87	59	45	77	58	84	63	57
Probably true	2	131	118	91	65	106	88	149	90	90
I am uncertain whether this is true or false	3	161	110	88	88	116	84	167	124	86
Probably false	4	50	25	23	16	29	26	45	34	19
Certainly false	5	27	24	15	9	15	15	23	15	17
Don't Know	8	4	4	5	3	6	3	12	2	2
No answer	9	13	3	8	7	9	7	3	4	6
Not applicable	0	1482	1629	1711	1790	1665	1742	1561	1712	1767

REMARKS: Card A17a contained responses for punches 1 to 5. See Appendix R, GSS Methodological Report No. 30. See Appendix P.

65. In what religion were you raised?

[VAR: RELIG16]

RESPONSE	PUNCH	YEAR								
		<u>2006-1</u>	<u>2006-2</u>	<u>2006-3</u>	<u>2008-1</u>	<u>2008-2</u>	<u>2008-3</u>	<u>2010-1</u>	<u>2010-2</u>	<u>2010-3</u>
Protestant (ASK DENOM16)	1	1081	842	714	1095	869	734	1066	888	725
Catholic	2	652	484	373	635	490	394	647	459	389
Jewish	3	33	24	22	39	31	27	33	27	24
None	4	163	119	98	168	120	92	150	108	97
Other (SPECIFY RELIGION AND/OR CHURCH AND DENOMINATION)	5	5	3	6	4	4	1	11	3	5
Buddhism	6	12	9	9	5	4	3	15	10	6
Hinduism	7	14	9	7	12	10	6	3	3	2
Other Eastern Religions	8	1	0	0	0	0	0	0	0	0
Muslim/Islam	9	12	10	7	9	9	6	12	9	8
Orthodox-Christian	10	7	5	7	10	7	8	10	7	8
Christian	11	17	23	23	27	29	16	82	28	36
Native American	12	2	1	0	0	0	0	0	0	0
Inter-Nondenominational	13	0	2	1	1	0	0	4	1	0
Don't know	98	0	3	5	8	5	5	3	6	2
No answer	99	1	2	4	10	3	3	8	2	2
Not applicable	0	0	464	724	0	442	728	0	493	740

IF PROTESTANT:

A. What specific denomination is that, if any? (PROBE FOR EXACT DENOMINATION)

[VAR: DENOM16]

<u>RESPONSE</u>	<u>PUNCH</u>	<u>YEAR</u>								
		<u>2006-1</u>	<u>2006-2</u>	<u>2006-3</u>	<u>2008-1</u>	<u>2008-2</u>	<u>2008-3</u>	<u>2010-1</u>	<u>2010-2</u>	<u>2010-3</u>
BAPTIST										
American Baptist Assoc.	10	28	14	15	26	15	20	16	35	26
American Baptist Churches in the U.S.A.	11	13	8	9	11	9	9	4	14	16
National Baptist Convention of America	12	9	5	7	10	6	6	6	6	2
National Baptist Convention, U.S.A., Inc.	13	4	3	3	2	6	3	4	4	4
Southern Baptist Convention	14	184	120	124	156	130	113	157	143	115
Other Baptist Churches	15	12	27	19	6	25	17	27	9	14
Baptist, Don't know which	18	177	142	104	205	153	100	220	124	102
METHODIST										
African Methodist Episcopal Church	20	10	10	6	8	10	9	6	5	5
African Methodist Episcopal Zion Church	21	1	1	1	4	3	1	1	1	1
United Methodist Church	22	80	73	57	95	85	79	91	68	67
Other Methodist Churches	23	4	2	3	0	6	5	5	6	2
Methodist, Don't know which	28	46	42	29	48	29	24	42	26	18
LUTHERAN										
American Lutheran Church	30	14	11	9	13	12	12	8	6	7
Lutheran Church in America	31	5	3	6	4	2	3	12	6	7
Lutheran Church -- Missouri Synod	32	24	18	12	21	20	13	15	15	14
Wisconsin Evangelical Lutheran Synod	33	11	3	3	6	4	3	5	4	4
Other Lutheran Churches	34	3	1	4	1	2	5	4	6	4
Evangelical Lutheran	35	8	8	8	2	5	5	8	12	13
Lutheran, Don't know which	38	29	36	24	29	19	19	43	36	24
PRESBYTERIAN										
Presbyterian Church in the United States	40	7	5	3	11	8	4	6	5	9
United Presbyterian Church in the U.S.A.	41	10	11	4	13	8	14	8	9	9
Other Presbyterian Churches	42	1	4	3	0	1	3	7	4	0
Presbyterian, merged	43	5	3	7	0	6	1	11	9	7
Presbyterian, Don't know which	48	44	36	32	45	35	31	54	39	40
EPISCOPAL CHURCH										
Other (SPECIFY)	60	43	34	28	40	42	35	48	42	28
No denomination given or non-denominational church	70	236	167	133	269	165	152	182	176	129
Don't know	98	72	63	73	86	80	57	143	99	84
No answer	99	17	15	10	9	11	6	13	7	10
		2	2	6	12	4	4	10	2	2

[VAR: DENOM16] (CONTINUED)

<u>RESPONSE</u>	<u>PUNCH</u>	<u>YEAR</u>								
		<u>2006-1</u>	<u>2006-2</u>	<u>2006-3</u>	<u>2008-1</u>	<u>2008-2</u>	<u>2008-3</u>	<u>2010-1</u>	<u>2010-2</u>	<u>2010-3</u>
Not applicable (punches 2-13 in RELIG16, often including 5 and sometimes 11)	0	901	1133	1258	891	1122	1270	888	1126	1281

REMARKS: RELIG16, punch 5 (Other, SPECIFY), is available from NORC. DENOM16, punch 60, recoded into OTH16. For 2012, see DENOM. If planning to perform trend analysis with this variable, please consult GSS Methodological Report No. 56. See Appendix K: Protestant Denominations. See Appendix N for changes across surveys. If planning to perform trend analysis with this variable, please consult Methodological Report No. 56.

66. Were you raised as a Jew?

[VAR: OTHJEW16]

<u>RESPONSE</u>	<u>PUNCH</u>	<u>YEAR</u>								
		<u>2006-1</u>	<u>2006-2</u>	<u>2006-3</u>	<u>2008-1</u>	<u>2008-2</u>	<u>2008-3</u>	<u>2010-1</u>	<u>2010-2</u>	<u>2010-3</u>
Yes	1	0	1	0	0	0	0	0	0	0
Half or part	2	0	0	0	1	0	0	0	1	0
No	3	0	121	0	173	0	0	0	180	0
Don't Know	8	0	0	0	0	0	0	0	0	0
No Answer	9	0	2	0	12	0	0	0	2	0
Not applicable	0	2000	1876	2000	1837	2023	2023	2044	1861	2044

IF JEWISH:

A. Were you Orthodox, Conservative, Reform, or none of these? (PROBE FOR EXACT DENOMINATION)

[VAR: JEW16]

<u>RESPONSE</u>	<u>PUNCH</u>	<u>YEAR</u>								
		<u>2006-1</u>	<u>2006-2</u>	<u>2006-3</u>	<u>2008-1</u>	<u>2008-2</u>	<u>2008-3</u>	<u>2010-1</u>	<u>2010-2</u>	<u>2010-3</u>
Orthodox	1	9	9	7	10	7	4	4	4	3
Conservative	2	6	7	5	13	11	9	12	9	10
Reform	3	11	6	8	13	8	9	11	11	6
None of these	4	7	2	2	3	5	5	6	3	5
Don't know	8	0	0	0	0	0	0	0	0	0
No answer	9	0	2	4	10	3	3	8	2	2
Not applicable	0	1967	1974	1974	1974	1989	1993	2003	2015	2018

[VAR: JEW16AJ]

<u>RESPONSE</u>	<u>PUNCH</u>	<u>YEAR</u>								
		<u>2006-1</u>	<u>2006-2</u>	<u>2006-3</u>	<u>2008-1</u>	<u>2008-2</u>	<u>2008-3</u>	<u>2010-1</u>	<u>2010-2</u>	<u>2010-3</u>
Orthodox	1	0	0	0	0	0	0	0	0	0
Conservative	2	0	0	0	0	0	0	0	0	0
Reform	3	0	0	0	0	0	0	0	0	0
None of these	4	0	0	0	0	0	0	0	1	0
Don't know	8	0	0	0	0	0	0	0	0	0
No answer	9	0	0	0	0	0	0	0	0	0
Not applicable	0	2000	2000	2000	2023	2023	2023	2044	2043	2044

REMARKS: In 2012, OTHJEW16 screened respondents for JEW16AJ. Before 2012, OTHJEW16 screened respondents for JEW16AJ.

67. Fundamentalism/Liberalism of Religion Respondent Raised In

[VAR: FUND16]

<u>RESPONSE</u>	<u>PUNCH</u>	<u>YEAR</u>								
		<u>2006-1</u>	<u>2006-2</u>	<u>2006-3</u>	<u>2008-1</u>	<u>2008-2</u>	<u>2008-3</u>	<u>2010-1</u>	<u>2010-2</u>	<u>2010-3</u>
Fundamentalist	1	640	468	396	630	496	403	593	479	376
Moderate	2	840	648	530	832	656	532	904	670	571
Liberal	3	446	360	298	484	378	325	465	358	312
No answer	9	74	60	52	77	51	35	82	44	45
Not applicable	0	0	464	724	0	442	728	0	493	740

REMARKS: See Appendix T, GSS Methodological Report No. 43. If planning to perform trend analysis with this variable, please consult GSS Methodological Report No. 56.

68. What is your (SPOUSE'S) religious preference? Is it Protestant, Catholic, Jewish, some other religion, or no religion?

[VAR: SPREL]

<u>RESPONSE</u>	<u>PUNCH</u>	<u>YEAR</u>								
		<u>2006-1</u>	<u>2006-2</u>	<u>2006-3</u>	<u>2008-1</u>	<u>2008-2</u>	<u>2008-3</u>	<u>2010-1</u>	<u>2010-2</u>	<u>2010-3</u>
Protestant (ASK SPDEN)	1	481	385	318	522	402	345	444	355	307
Catholic	2	270	214	174	227	188	149	224	165	142
Jewish	3	18	15	13	22	16	15	23	19	19
None	4	125	92	88	124	107	101	128	117	102
Other (SPECIFY RELIGION AND/OR CHURCH AND DENOMINATION)	5	3	3	0	7	4	8	2	4	4
Buddhism	6	5	5	6	5	2	3	7	2	2
Hinduism	7	5	7	6	5	6	2	2	3	4
Other Eastern Religions	8	4	10	1	9	10	2	9	3	0
Muslim/Islam	9	7	8	3	6	5	2	11	1	1
Orthodox-Christian	10	2	2	1	7	4	4	8	4	2
Christian	11	19	27	24	31	22	13	26	20	15
Native American	12	3	0	0	0	0	0	0	0	0
Inter-Nondenomenational	13	0	2	0	0	1	1	7	2	1
Don't know	98	0	0	4	3	7	5	0	4	8
No answer	99	1	2	4	9	3	6	1	2	3
Not applicable (Not Currently Married)	0	1057	1228	1358	1046	1246	1367	1152	1343	1434

A. What specific denomination is that, if any? (PROBE FOR EXACT DENOMINATION)

[VAR: SPDEN]

<u>RESPONSE</u>	<u>PUNCH</u>	<u>YEAR</u>								
		<u>2006-1</u>	<u>2006-2</u>	<u>2006-3</u>	<u>2008-1</u>	<u>2008-2</u>	<u>2008-3</u>	<u>2010-1</u>	<u>2010-2</u>	<u>2010-3</u>
BAPTIST										
American Baptist Assoc.	10	9	5	8	10	0	0	4	3	6
American Baptist Churches in the U.S.A	11	5	0	7	3	0	0	3	2	4
National Baptist Convention of America	12	1	4	2	4	0	0	3	1	0
National Baptist Convention, U.S.A., Inc.	13	4	2	2	2	0	0	1	0	1
Southern Baptist Convention	14	75	59	56	67	0	0	66	62	42
Other Baptist Churches	15	7	7	7	2	0	0	11	7	7
Baptist, Don't know which	18	51	58	36	63	0	0	63	31	31
METHODIST										
African Methodist Episcopal Church	20	1	1	1	2	0	0	0	0	0
African Methodist Episcopal Zion Church	21	1	0	0	0	0	0	0	0	0
United Methodist Church	22	39	29	26	48	0	0	33	29	28

[VAR: SPDEN] (CONTINUED)

<u>RESPONSE</u>	<u>PUNCH</u>	<u>YEAR</u>								
		<u>2006-1</u>	<u>2006-2</u>	<u>2006-3</u>	<u>2008-1</u>	<u>2008-2</u>	<u>2008-3</u>	<u>2010-1</u>	<u>2010-2</u>	<u>2010-3</u>
Other Methodist Churches	23	1	2	2	1	0	0	0	2	1
Methodist, Don't know which	28	10	9	5	12	0	0	14	5	7
LUTHERAN										
American Lutheran Church	30	4	5	2	4	0	0	3	1	1
Lutheran Church in America	31	2	4	0	2	0	0	1	1	1
Lutheran Church--Missouri Synod	32	10	10	10	10	0	0	5	2	5
Wisconsin Evangelical Lutheran Synod	33	6	1	2	5	0	0	4	2	3
Other Lutheran Churches	34	0	0	0	0	0	0	0	2	1
Evangelical Lutheran	35	5	3	8	6	0	0	9	9	7
Lutheran, Don't know which	38	11	11	6	17	0	0	17	19	12
PRESBYTERIAN										
Presbyterian Church in the United States	40	2	3	2	4	0	0	2	5	4
United Presbyterian Church in the U.S.A	41	5	4	1	4	0	0	5	4	5
Other Presbyterian Churches	42	1	1	1	0	0	0	2	1	2
Presbyterian, merged	43	2	1	1	0	0	0	8	6	3
Presbyterian, Don't know which	48	15	10	10	21	0	0	12	7	5
EPISCOPAL CHURCH	50	17	14	11	27	0	0	26	17	19
Other (SPECIFY)	60	143	93	67	140	0	0	99	73	60
No denomination given or non-denominational church	70	65	71	66	95	0	0	72	79	66
Don't know	98	7	4	2	3	0	0	7	5	1
No answer	99	2	3	5	10	0	0	1	2	3
Not applicable (punches 2-13 in SPREL, often including 5 and sometimes 11)	0	1499	1586	1654	1461	2023	2023	1573	1667	1719

REMARKS: SPREL, punch 5 (Other, SPECIFY), is available from NORC. SPDEN, punch 60, recoded into SPOTHER. For 2012, see DENOM. If planning to perform trend analysis with this variable, please consult GSS Methodological Report No. 56. See Appendix K: Protestant Denominations. See Appendix N for changes across surveys.

IF JEWISH:

B. DOES YOUR SPOUSE CONSIDER HIMSELF/HERSELF SELF AS JEWISH

[VAR: SPOTHJEW]

<u>RESPONSE</u>	<u>PUNCH</u>	<u>YEAR</u>								
		<u>2006-1</u>	<u>2006-2</u>	<u>2006-3</u>	<u>2008-1</u>	<u>2008-2</u>	<u>2008-3</u>	<u>2010-1</u>	<u>2010-2</u>	<u>2010-3</u>
Yes	1	0	0	0	0	0	0	0	2	0
Half or part	2	0	0	0	0	0	0	0	0	0
No	3	0	1	0	3	0	0	0	4	0
Don't know	8	0	0	0	0	0	0	0	0	0
No Answer	9	0	2	0	12	0	0	0	0	0
Not applicable	0	2000	1997	2000	2008	2023	2023	2044	2038	2044

REMARKS: In 2012, SPOTHJEW was asked if RELIG=3, or OTHJEW=1 or 2, or RELIG16=3, or OTHJEW16=1 or 2, or JEW16=2 and SPREL=4 or DK, and MARITAL=1.

C. Does (s/he) consider (her/himself) Orthodox, Conservative, Reform or none of these? (PROBE FOR EXACT DENOMINATION)

[VAR: SPJEW]

<u>RESPONSE</u>	<u>PUNCH</u>	<u>YEAR</u>								
		<u>2006-1</u>	<u>2006-2</u>	<u>2006-3</u>	<u>2008-1</u>	<u>2008-2</u>	<u>2008-3</u>	<u>2010-1</u>	<u>2010-2</u>	<u>2010-3</u>
Orthodox	1	2	4	4	4	3	3	1	2	3
Conservative	2	5	7	4	7	6	4	8	6	5
Reform	3	7	3	4	6	5	6	11	10	7
None of these	4	4	1	1	4	2	2	3	1	4
Don't know	8	0	0	0	1	0	0	1	2	3
No answer	9	1	2	4	9	3	6	0	0	0
Not applicable	0	1981	1983	1983	1992	2004	2002	2020	2023	2022

[VAR: SPJEWAJ]

<u>RESPONSE</u>	<u>PUNCH</u>	<u>YEAR</u>								
		<u>2006-1</u>	<u>2006-2</u>	<u>2006-3</u>	<u>2008-1</u>	<u>2008-2</u>	<u>2008-3</u>	<u>2010-1</u>	<u>2010-2</u>	<u>2010-3</u>
Orthodox	1	0	0	0	0	0	0	0	0	0
Conservative	2	0	0	0	0	0	0	0	0	0
Reform	3	0	0	0	0	0	0	0	0	0
None of these	4	0	0	0	0	0	0	0	2	0
Don't know	8	0	0	0	0	0	0	0	0	0
No answer	9	0	0	0	0	0	0	0	0	0
Not applicable	0	2000	2000	2000	2023	2023	2023	2044	2042	2044

REMARKS: In 2012, SPOTHJEW screened respondents for SPJEWAJ. Before 2012, SPOTHJEW screened respondents for SPJEW.

69. Fundamentalism/Liberalism of Religion of Spouse

[VAR: SPFUND]

<u>RESPONSE</u>	<u>PUNCH</u>	<u>YEAR</u>								
		<u>2006-1</u>	<u>2006-2</u>	<u>2006-3</u>	<u>2008-1</u>	<u>2008-2</u>	<u>2008-3</u>	<u>2010-1</u>	<u>2010-2</u>	<u>2010-3</u>
Fundamentalist	1	272	223	178	276	208	175	230	158	143
Moderate	2	377	320	270	369	299	245	352	294	241
Liberal	3	249	187	164	278	224	199	268	219	196
Don't know	8	0	0	0	0	0	0	0	0	0
No answer, excluded	9	45	37	26	54	39	35	39	30	29
Not applicable	0	1057	1233	1362	1046	1253	1369	1155	1343	1435

REMARKS: See Appendix T, GSS Methodological Report No. 43. If planning to perform trend analysis with this variable, please consult GSS Methodological Report No. 56.

70. In what religion was your (husband/wife) raised?

[VAR: SPREL16]

<u>RESPONSE</u>	<u>PUNCH</u>	<u>YEAR</u>								
		<u>2006-1</u>	<u>2006-2</u>	<u>2006-3</u>	<u>2008-1</u>	<u>2008-2</u>	<u>2008-3</u>	<u>2010-1</u>	<u>2010-2</u>	<u>2010-3</u>
Protestant (ASK SPDEN16)	1	0	0	0	0	0	0	0	3	0
Catholic	2	0	0	0	0	0	0	0	3	0
Jewish	3	0	0	0	0	0	0	0	16	0
None	4	0	0	0	0	0	0	0	1	0
Other (SPECIFY RELIGION AND/OR CHURCH AND DENOMINATION) [See REMARKS]	5	0	0	0	0	0	0	0	0	0
Don't know	8	0	0	0	0	0	0	0	0	0
No answer	9	0	0	0	0	0	0	0	0	0
Not applicable (Not currently married)	0	2000	2000	2000	2023	2023	2023	2044	2021	2044

REMARKS: In 2012, SPREL16 was asked if MARITAL=1 and OTHJEW=1 or 2, or RELIG=3, or OTHJEW16=1 or 2, or RELIG16=3.

IF JEWISH:

A. Was (s/he) Orthodox, Conservative, Reform or none of these? (PROBE FOR EXACT DENOMINATION)

[VAR: SPJEW16]

<u>RESPONSE</u>	<u>PUNCH</u>	<u>YEAR</u>								
		<u>2006-1</u>	<u>2006-2</u>	<u>2006-3</u>	<u>2008-1</u>	<u>2008-2</u>	<u>2008-3</u>	<u>2010-1</u>	<u>2010-2</u>	<u>2010-3</u>
Orthodox	1	0	5	0	5	0	0	0	4	0
Conservative	2	0	5	0	5	0	0	0	6	0
Reform	3	0	1	0	5	0	0	0	6	0
None of these	4	0	1	0	0	0	0	0	0	0
Don't know	8	0	0	0	0	0	0	0	0	0
No answer	9	0	0	0	0	0	0	0	0	0
Not applicable	0	2000	1988	2000	2008	2023	2023	2044	2028	2044

71. The United States Supreme Court has ruled that no state or local government may require the reading of the Lord's Prayer or Bible verses in public schools. What are your views on this--do you approve or disapprove of the court ruling?

[VAR: PRAYER]

<u>RESPONSE</u>	<u>PUNCH</u>	<u>YEAR</u>								
		<u>2006-1</u>	<u>2006-2</u>	<u>2006-3</u>	<u>2008-1</u>	<u>2008-2</u>	<u>2008-3</u>	<u>2010-1</u>	<u>2010-2</u>	<u>2010-3</u>
Approve	1	533	402	344	517	415	337	598	438	374
Disapprove	2	708	557	468	758	576	482	767	605	488
No opinion	8	69	44	27	0	35	29	64	37	40
No answer	9	1	0	1	54	0	1	1	0	0
Not applicable	0	689	997	1160	694	997	1174	614	964	1142

72. Which of these statements comes closest to describing your feelings about the Bible? READ FIRST THREE STATEMENTS [(a)-(c)] ONLY. CIRCLE ONLY ONE CODE.

- A. The Bible is the actual word of God and is to be taken literally, word for word.....1
- B. The Bible is the inspired word of God but not everything in it should be taken literally, word for word.....2
- C. The Bible is an ancient book of fables, legends, history, and moral precepts recorded by men3

HAND CARD AF

[VAR: BIBLE]

<u>RESPONSE</u>	<u>PUNCH</u>	<u>YEAR</u>								
		<u>2006-1</u>	<u>2006-2</u>	<u>2006-3</u>	<u>2008-1</u>	<u>2008-2</u>	<u>2008-3</u>	<u>2010-1</u>	<u>2010-2</u>	<u>2010-3</u>
Actual word	1	687	491	408	639	498	386	674	472	391
Inspired word	2	904	748	592	924	723	610	878	710	593
Ancient book	3	330	261	247	392	318	269	414	333	302
Other (Volunteered)	4	47	20	14	32	21	13	40	19	9
Don't know	8	24	13	8	23	14	10	27	16	6
No answer	9	8	3	7	13	7	7	11	1	3
Not applicable	0	0	464	724	0	442	728	0	493	740

REMARKS: Card AF contained punches 1-3. BIBLE appeared on Forms 1 and 2 in 1984 and 1987 and Form 1 in 1985. See Appendix T, GSS Methodological Report No. 30. See Appendix P.

73. Suppose there is a community-wide vote on the general housing issue. There are two possible laws to vote on (READ CATEGORIES A & B). Which law would you vote for?

HAND CARD AK

[VAR: RACOPEN]

<u>RESPONSE</u>	<u>PUNCH</u>	<u>YEAR</u>								
		<u>2006-1</u>	<u>2006-2</u>	<u>2006-3</u>	<u>2008-1</u>	<u>2008-2</u>	<u>2008-3</u>	<u>2010-1</u>	<u>2010-2</u>	<u>2010-3</u>
A. One law says that a homeowner can decide for himself whom to sell his house to, even if he prefers not to sell to (Negroes/Blacks/African-Americans)	1	364	241	236	342	265	222	307	252	187
B. The second law says that a homeowner cannot refuse to sell to someone because of their race or color	2	918	758	607	937	762	620	916	692	595
Neither (Vol.)	3	71	39	21	59	43	20	52	18	25
Don't know	8	4	6	7	11	3	6	4	4	7
No answer	9	3	0	0	3	3	3	2	6	1
Not applicable (Black)	0	640	956	1129	671	947	1152	763	1072	1229

REMARKS: See Appendix N for across survey changes. CARD AK contained options A and B.

74. Are there any ("whites" for black respondents, "blacks" for non-black respondents) living in this neighborhood now?

[VAR: RACLIVE]

<u>RESPONSE</u>	<u>PUNCH</u>	<u>YEAR</u>								
		<u>2006-1</u>	<u>2006-2</u>	<u>2006-3</u>	<u>2008-1</u>	<u>2008-2</u>	<u>2008-3</u>	<u>2010-1</u>	<u>2010-2</u>	<u>2010-3</u>
Yes	1	1322	1040	876	1366	1081	884	1361	1071	888
No	2	615	430	350	580	442	370	596	428	373
Don't know	8	62	66	49	77	56	38	85	52	41
No answer	9	1	0	1	0	2	3	2	0	2
Not applicable (Black)	0	0	464	724	0	442	728	0	493	740

75. If your party nominated a (Negro/Black/African-American) for President, would you vote for him if he were qualified for the job?

[VAR: RACPRES]

<u>RESPONSE</u>	<u>PUNCH</u>	<u>YEAR</u>								
		<u>2006-1</u>	<u>2006-2</u>	<u>2006-3</u>	<u>2008-1</u>	<u>2008-2</u>	<u>2008-3</u>	<u>2010-1</u>	<u>2010-2</u>	<u>2010-3</u>
Yes	1	0	0	0	1224	0	0	1351	0	0
No	2	0	0	0	80	0	0	55	0	0
Don't know	8	0	0	0	19	0	0	17	0	0
No answer	9	0	0	0	6	0	0	7	0	0
Not applicable (Black)	0	2000	2000	2000	694	2023	2023	614	2044	2044

76. A. Some people say that because of past discrimination, blacks should be given preference in hiring and promotion. Others say that such preference in hiring and promotion of blacks is wrong because it discriminates against whites. What about your opinion -- are you for or against preferential hiring and promotion of blacks?

IF FAVORS:

A. Do you favor preference in hiring and promotion strongly or not strongly?

IF OPPOSES:

B. Do you oppose preference in hiring and promotion strongly or not strongly?

[VAR: AFFRMACT]

<u>RESPONSE</u>	<u>PUNCH</u>	<u>YEAR</u>								
		<u>2006-1</u>	<u>2006-2</u>	<u>2006-3</u>	<u>2008-1</u>	<u>2008-2</u>	<u>2008-3</u>	<u>2010-1</u>	<u>2010-2</u>	<u>2010-3</u>
Strongly favors	1	128	97	67	133	98	89	160	118	106
Not strongly favors	2	90	79	73	87	80	70	114	76	67
Not strongly opposes	3	348	285	227	349	278	234	377	286	275
Strongly opposes	4	685	498	437	686	522	418	699	554	410
Don't know	8	51	38	31	65	36	26	66	35	34
No answer	9	9	6	5	9	12	12	14	11	10
Not applicable	0	689	997	1160	694	997	1174	614	964	1142

- B. Do you agree strongly, agree somewhat, neither agree nor disagree, disagree somewhat, or disagree strongly with the following statement (HAND CARD TO RESPONDENT):

Irish, Italians, Jewish and many other minorities overcame prejudice and worked their way up. Blacks should do the same without special favors.

HAND
CARD AL

[VAR: WRKWAYUP]

<u>RESPONSE</u>	<u>PUNCH</u>	<u>YEAR</u>								
		<u>2006-1</u>	<u>2006-2</u>	<u>2006-3</u>	<u>2008-1</u>	<u>2008-2</u>	<u>2008-3</u>	<u>2010-1</u>	<u>2010-2</u>	<u>2010-3</u>
Agree strongly	1	542	423	350	589	402	343	586	462	353
Agree somewhat	2	383	290	245	375	309	237	419	317	252
Neither agree nor disagree	3	171	121	103	167	134	126	181	130	131
Disagree somewhat	4	121	103	91	115	110	69	137	98	90
Disagree strongly	5	77	52	39	64	55	60	95	63	73
Don't know	8	14	10	9	15	14	9	7	8	1
No answer	9	3	4	3	4	2	5	5	2	2
Not applicable	0	689	997	1160	694	997	1174	614	964	1142

REMARKS: Hand Card AL contained responses 1-5.

77. A. In general, how close do you feel to Blacks?

HAND
CARD AM

[VAR: CLOSEBLK]

<u>RESPONSE</u>	<u>PUNCH</u>	<u>YEAR</u>								
		<u>2006-1</u>	<u>2006-2</u>	<u>2006-3</u>	<u>2008-1</u>	<u>2008-2</u>	<u>2008-3</u>	<u>2010-1</u>	<u>2010-2</u>	<u>2010-3</u>
Not at All Close	1	69	44	39	73	51	46	60	47	36
	2	26	21	19	31	18	19	34	15	29
	3	40	31	45	48	44	46	56	37	22
	4	51	56	39	50	50	38	43	47	28
Neither One Feeling nor the Other	5	602	442	360	561	437	370	495	395	326
	6	111	96	86	106	86	64	115	82	85
	7	174	120	97	176	127	107	171	128	105
Very Close	8	64	76	43	88	84	50	70	47	54
	9	216	152	135	200	168	123	220	169	122
Don't know	98	6	5	6	14	7	5	11	4	5
No answer	99	1	1	2	5	4	3	6	1	3
Not applicable	0	640	956	1129	671	947	1152	763	1072	1229

B. And in general, how close do you feel to Whites?

[VAR: CLOSEWHT]

<u>RESPONSE</u>	<u>PUNCH</u>	<u>YEAR</u>								
		<u>2006-1</u>	<u>2006-2</u>	<u>2006-3</u>	<u>2008-1</u>	<u>2008-2</u>	<u>2008-3</u>	<u>2010-1</u>	<u>2010-2</u>	<u>2010-3</u>
Not at All Close	1	15	13	7	22	18	13	26	11	6
	2	12	6	4	13	7	5	21	7	9
	3	24	16	14	26	15	15	16	20	15
	4	25	22	18	24	19	14	32	27	17
Neither One Feeling nor the Other	5	479	350	265	417	307	262	374	279	226
	6	81	64	53	88	51	57	95	63	56
	7	183	132	132	202	152	116	171	136	127
	8	154	157	116	162	159	117	164	127	116
Very Close	9	382	280	255	380	339	267	366	302	233
Don't know	98	5	3	5	15	5	2	9	0	6
No answer	99	0	1	2	3	4	3	7	0	4
Not applicable	0	640	956	1129	671	947	1152	763	1072	1229

REMARKS: Hand Card AM-1 contained responses 1-9.

78. Do you think the number of immigrants to America nowadays should be...

[VAR: LETIN1]

<u>RESPONSE</u>	<u>PUNCH</u>	<u>YEAR</u>								
		<u>2006-1</u>	<u>2006-2</u>	<u>2006-3</u>	<u>2008-1</u>	<u>2008-2</u>	<u>2008-3</u>	<u>2010-1</u>	<u>2010-2</u>	<u>2010-3</u>
Increased a lot	1	0	40	27	47	33	27	62	45	45
Increased a little	2	0	80	72	105	79	74	138	100	84
Remain the same as it is	3	0	355	289	448	398	323	489	370	333
Reduced a little	4	0	226	196	307	231	217	345	284	224
Reduced a lot	5	0	274	229	387	263	194	359	258	203
Can't choose	8	0	25	25	30	19	11	29	18	13
No answer	9	0	3	2	5	3	3	8	5	0
Not applicable	0	2000	997	1160	694	997	1174	614	964	1142

A. Do you think the number of immigrants to America nowadays should be...

HAND CARD E8

[VAR: LETIN1A]

<u>RESPONSE</u>	<u>PUNCH</u>	<u>YEAR</u>								
		<u>2006-1</u>	<u>2006-2</u>	<u>2006-3</u>	<u>2008-1</u>	<u>2008-2</u>	<u>2008-3</u>	<u>2010-1</u>	<u>2010-2</u>	<u>2010-3</u>
Increased a lot	1	56	0	0	0	0	0	0	0	0
Increased a little	2	120	0	0	0	0	0	0	0	0
Remain the same as it is	3	439	0	0	0	0	0	0	0	0
Reduced a little	4	306	0	0	0	0	0	0	0	0
Reduced a lot, or	5	359	0	0	0	0	0	0	0	0
Don't know	8	0	0	0	0	0	0	0	0	0
No answer	9	0	0	0	0	0	0	0	0	0
Not applicable	0	720	2000	2000	2023	2023	2023	2044	2044	2044

REMARKS: Handcard E8 contained punches 1-5.

79. Taken all together, how would you say things are these days--would you say that you are very happy, pretty happy, or not too happy?

[VAR: HAPPY]

<u>RESPONSE</u>	<u>PUNCH</u>	<u>YEAR</u>								
		<u>2006-1</u>	<u>2006-2</u>	<u>2006-3</u>	<u>2008-1</u>	<u>2008-2</u>	<u>2008-3</u>	<u>2010-1</u>	<u>2010-2</u>	<u>2010-3</u>
Very happy	1	624	444	344	599	420	369	538	429	391
Pretty happy	2	1123	881	748	1100	906	754	1184	908	758
Not too happy	3	249	200	182	316	247	169	317	213	153
Don't know	8	4	8	1	2	5	1	2	1	1
No answer	9	0	3	1	6	3	2	3	0	1
Not applicable	0	0	464	724	0	442	728	0	493	740

80. Which of these statements applies to you? CODE ONE ONLY.

- A. I am married and living in the same household as my husband or wife.....1
- B. I am living as married and my partner and I together live in the same household.....2
- C. I have a husband or wife or steady partner but we don't live in the same household.....3
- D. I don't have a steady partner.....4

[VAR: POSSLQ]

<u>RESPONSE</u>	<u>PUNCH</u>	<u>YEAR</u>								
		<u>2006-1</u>	<u>2006-2</u>	<u>2006-3</u>	<u>2008-1</u>	<u>2008-2</u>	<u>2008-3</u>	<u>2010-1</u>	<u>2010-2</u>	<u>2010-3</u>
Married, together	1	0	0	627	0	746	624	0	668	590
Partner, together	2	0	0	36	0	55	126	0	157	142
Married/Partner apart	3	0	0	57	0	66	104	0	144	92
No Partner	4	0	0	178	0	189	429	0	581	473
Don't Know	8	0	0	5	0	1	7	0	1	4
No answer	9	0	0	3	0	0	5	0	0	3
Not applicable	0	2000	2000	1094	2023	966	728	2044	493	740

IF CURRENTLY MARRIED, ASK HAPMAR

81. A. Taking things all together, how would you describe your marriage? Would you say that your marriage is very happy, pretty happy, or not too happy?

[VAR: HAPMAR]

<u>RESPONSE</u>	<u>PUNCH</u>	<u>YEAR</u>								
		<u>2006-1</u>	<u>2006-2</u>	<u>2006-3</u>	<u>2008-1</u>	<u>2008-2</u>	<u>2008-3</u>	<u>2010-1</u>	<u>2010-2</u>	<u>2010-3</u>
Very happy	1	564	437	367	596	444	388	544	424	357
Pretty happy	2	351	303	254	343	298	240	314	244	224
Not too happy	3	24	27	19	30	27	24	28	30	27
Don't know	8	1	0	1	1	3	0	2	1	0
No answer	9	3	5	1	7	5	4	4	2	2
Not applicable (Punches 2-5 in MARITAL)	0	1057	1228	1358	1046	1246	1367	1152	1343	1434

REMARKS: See HAPPY

IF CURRENTLY UNMARRIED AND ANSWERED PUNCHES 1 OR 2 FOR POSSLQ OR POSSLQY, ASK HAPCOHAB

B. Taking things all together, would you say that your relationship with your partner is very happy, pretty happy, or not too happy?

[VAR: HAPCOHAB]

<u>RESPONSE</u>	<u>PUNCH</u>	<u>YEAR</u>								
		<u>2006-1</u>	<u>2006-2</u>	<u>2006-3</u>	<u>2008-1</u>	<u>2008-2</u>	<u>2008-3</u>	<u>2010-1</u>	<u>2010-2</u>	<u>2010-3</u>
Very happy	1	0	0	0	0	0	58	0	82	79
Pretty happy	2	0	0	0	0	0	49	0	57	48
Not too happy	3	0	0	0	0	0	4	0	5	4
Don't know	8	0	0	0	0	0	0	0	1	0
No answer	9	0	0	0	0	0	1	0	0	0
Not applicable	0	2000	2000	2000	2023	2023	1911	2044	1899	1913

REMARKS: This question was asked only of respondents who reported having a cohabiting partner.

82. Would you say your own health, in general, is excellent, good, fair, or poor?

[VAR: HEALTH]

<u>RESPONSE</u>	<u>PUNCH</u>	<u>YEAR</u>								
		<u>2006-1</u>	<u>2006-2</u>	<u>2006-3</u>	<u>2008-1</u>	<u>2008-2</u>	<u>2008-3</u>	<u>2010-1</u>	<u>2010-2</u>	<u>2010-3</u>
Excellent	1	378	281	224	342	270	217	325	227	176
Good	2	634	503	424	653	504	402	589	475	393
Fair	3	269	203	176	284	243	199	290	220	205
Poor	4	76	56	46	72	57	52	74	50	41
Don't know	8	0	1	1	1	2	0	2	0	0
No answer	9	3	0	0	0	0	1	1	0	0
Not applicable	0	640	956	1129	671	947	1152	763	1072	1229

83. In general, do you find life exciting, pretty routine, or dull?

[VAR: LIFE]

<u>RESPONSE</u>	<u>PUNCH</u>	<u>YEAR</u>								
		<u>2006-1</u>	<u>2006-2</u>	<u>2006-3</u>	<u>2008-1</u>	<u>2008-2</u>	<u>2008-3</u>	<u>2010-1</u>	<u>2010-2</u>	<u>2010-3</u>
Exciting	1	669	500	416	647	515	379	639	445	367
Routine	2	601	493	406	626	489	428	561	477	398
Dull	3	72	42	43	64	59	54	66	43	41
Don't know	8	17	7	6	14	13	9	11	7	9
No answer	9	1	2	0	1	0	1	4	0	0
Not applicable	0	640	956	1129	671	947	1152	763	1072	1229

84. Would you say that most of the time people try to be helpful, or that they are mostly just looking out for themselves?

[VAR: HELPFUL]

<u>RESPONSE</u>	<u>PUNCH</u>	<u>YEAR</u>								
		<u>2006-1</u>	<u>2006-2</u>	<u>2006-3</u>	<u>2008-1</u>	<u>2008-2</u>	<u>2008-3</u>	<u>2010-1</u>	<u>2010-2</u>	<u>2010-3</u>
Try to be helpful	1	581	514	446	621	532	454	647	542	487
Just look out for themselves	2	609	424	328	624	446	363	588	422	349
Depends (Vol.)	3	136	81	62	118	79	48	135	82	50
Don't know	8	3	5	5	2	3	5	5	3	4
No answer	9	0	1	0	0	0	0	2	1	1
Not applicable	0	671	975	1159	658	963	1153	667	994	1153

85. Do you think most people would try to take advantage of you if they got a chance, or would they try to be fair?

[VAR: FAIR]

<u>RESPONSE</u>	<u>PUNCH</u>	<u>YEAR</u>								
		<u>2006-1</u>	<u>2006-2</u>	<u>2006-3</u>	<u>2008-1</u>	<u>2008-2</u>	<u>2008-3</u>	<u>2010-1</u>	<u>2010-2</u>	<u>2010-3</u>
Would take advantage of you	1	532	381	306	553	407	333	524	385	341
Would try to be fair	2	636	551	466	701	581	491	720	566	491
Depends (Vol.)	3	154	87	63	105	69	41	121	87	56
Don't know	8	7	6	6	5	3	4	10	11	3
No answer	9	0	0	0	1	0	1	2	1	0
Not applicable	0	671	975	1159	658	963	1153	667	994	1153

86. Generally speaking, would you say that most people can be trusted or that you can't be too careful in dealing with people?

[VAR: TRUST]

<u>RESPONSE</u>	<u>PUNCH</u>	<u>YEAR</u>								
		<u>2006-1</u>	<u>2006-2</u>	<u>2006-3</u>	<u>2008-1</u>	<u>2008-2</u>	<u>2008-3</u>	<u>2010-1</u>	<u>2010-2</u>	<u>2010-3</u>
Most people can be trusted	1	545	364	506	450	380	308	458	399	321
Can't be too careful	2	1002	600	686	859	628	520	839	594	538
Other, depends (Vol.)	3	121	57	54	56	48	42	75	53	32
Don't know	8	0	3	1	0	3	0	3	4	0
No answer	9	1	1	29	0	1	0	2	0	0
Not applicable	0	331	975	724	658	963	1153	667	994	1153

87. I am going to name some institutions in this country. As far as the people running these institutions are concerned, would you say you have a great deal of confidence, only some confidence, or hardly any confidence at all in them? READ EACH ITEM; CODE ONE FOR EACH.

HAND CARD AO

A. Banks and financial institutions

[VAR: CONFINAN]

<u>RESPONSE</u>	<u>PUNCH</u>	<u>YEAR</u>								
		<u>2006-1</u>	<u>2006-2</u>	<u>2006-3</u>	<u>2008-1</u>	<u>2008-2</u>	<u>2008-3</u>	<u>2010-1</u>	<u>2010-2</u>	<u>2010-3</u>
A great deal	1	395	199	66	263	83	85	144	99	94
Only some	2	725	580	425	806	502	411	656	510	519
Hardly any	3	193	235	345	281	465	370	564	434	276
Don't know	8	16	11	5	15	10	4	11	6	2
No answer	9	0	0	0	0	0	0	2	1	0
Not applicable	0	671	975	1159	658	963	1153	667	994	1153

B. Major companies

[VAR: CONBUS]

<u>RESPONSE</u>	<u>PUNCH</u>	<u>YEAR</u>								
		<u>2006-1</u>	<u>2006-2</u>	<u>2006-3</u>	<u>2008-1</u>	<u>2008-2</u>	<u>2008-3</u>	<u>2010-1</u>	<u>2010-2</u>	<u>2010-3</u>
A great deal	1	228	161	84	207	129	131	174	145	117
Only some	2	806	656	536	882	693	555	848	682	597
Hardly any	3	260	185	212	244	226	175	317	207	163
Don't know	8	32	22	9	32	12	9	32	16	14
No answer	9	3	1	0	0	0	0	6	0	0
Not applicable	0	671	975	1159	658	963	1153	667	994	1153

C. Organized religion

[VAR: CONCLERG]

<u>RESPONSE</u>	<u>PUNCH</u>	<u>YEAR</u>								
		<u>2006-1</u>	<u>2006-2</u>	<u>2006-3</u>	<u>2008-1</u>	<u>2008-2</u>	<u>2008-3</u>	<u>2010-1</u>	<u>2010-2</u>	<u>2010-3</u>
A great deal	1	324	194	149	272	199	168	271	183	130
Only some	2	678	592	481	722	595	470	720	603	538
Hardly any	3	289	217	195	342	248	221	328	242	213
Don't know	8	35	20	16	24	17	11	49	19	7
No answer	9	3	2	0	5	1	0	9	3	3
Not applicable	0	671	975	1159	658	963	1153	667	994	1153

D. Education

[VAR: CONEDUC]

<u>RESPONSE</u>	<u>PUNCH</u>	<u>YEAR</u>								
		<u>2006-1</u>	<u>2006-2</u>	<u>2006-3</u>	<u>2008-1</u>	<u>2008-2</u>	<u>2008-3</u>	<u>2010-1</u>	<u>2010-2</u>	<u>2010-3</u>
A great deal	1	359	268	196	393	249	183	367	263	186
Only some	2	747	607	521	763	639	531	793	613	559
Hardly any	3	217	148	121	197	170	151	203	168	145
Don't know	8	6	2	3	12	2	5	11	6	1
No answer	9	0	0	0	0	0	0	3	0	0
Not applicable	0	671	975	1159	658	963	1153	667	994	1153

E. Executive branch of the federal government

[VAR: CONFED]

<u>RESPONSE</u>	<u>PUNCH</u>	<u>YEAR</u>								
		<u>2006-1</u>	<u>2006-2</u>	<u>2006-3</u>	<u>2008-1</u>	<u>2008-2</u>	<u>2008-3</u>	<u>2010-1</u>	<u>2010-2</u>	<u>2010-3</u>
A great deal	1	179	99	108	133	163	106	227	136	90
Only some	2	590	493	384	647	496	407	620	499	393
Hardly any	3	531	414	341	552	382	350	499	401	398
Don't know	8	26	17	8	32	19	7	26	11	9
No answer	9	3	2	0	1	0	0	5	3	1
Not applicable	0	671	975	1159	658	963	1153	667	994	1153

F. Organized labor

[VAR: CONLABOR]

<u>RESPONSE</u>	<u>PUNCH</u>	<u>YEAR</u>								
		<u>2006-1</u>	<u>2006-2</u>	<u>2006-3</u>	<u>2008-1</u>	<u>2008-2</u>	<u>2008-3</u>	<u>2010-1</u>	<u>2010-2</u>	<u>2010-3</u>
A great deal	1	155	97	72	165	100	94	146	107	90
Only some	2	731	624	494	781	611	469	781	584	524
Hardly any	3	372	253	242	358	302	276	373	313	252
Don't know	8	71	51	32	60	46	30	74	42	25
No answer	9	0	0	1	1	1	1	3	4	0
Not applicable	0	671	975	1159	658	963	1153	667	994	1153

G. Press

[VAR: CONPRESS]

<u>RESPONSE</u>	<u>PUNCH</u>	<u>YEAR</u>								
		<u>2006-1</u>	<u>2006-2</u>	<u>2006-3</u>	<u>2008-1</u>	<u>2008-2</u>	<u>2008-3</u>	<u>2010-1</u>	<u>2010-2</u>	<u>2010-3</u>
A great deal	1	132	81	46	117	78	66	140	78	62
Only some	2	638	483	406	616	488	411	621	493	429
Hardly any	3	546	451	383	615	482	384	594	466	394
Don't know	8	12	10	5	17	12	8	19	12	5
No answer	9	1	0	1	0	0	1	3	1	1
Not applicable	0	671	975	1159	658	963	1153	667	994	1153

H. Medicine

[VAR: CONMEDIC]

<u>RESPONSE</u>	<u>PUNCH</u>	<u>YEAR</u>								
		<u>2006-1</u>	<u>2006-2</u>	<u>2006-3</u>	<u>2008-1</u>	<u>2008-2</u>	<u>2008-3</u>	<u>2010-1</u>	<u>2010-2</u>	<u>2010-3</u>
A great deal	1	530	391	304	508	379	0	558	418	332
Only some	2	651	518	464	691	568	0	647	512	472
Hardly any	3	140	108	70	160	109	0	158	114	80
Don't know	8	8	8	3	6	4	0	13	5	6
No answer	9	0	0	0	0	0	0	1	1	1
Not applicable	0	671	975	1159	658	963	2023	667	994	1153

I. TV

[VAR: CONTV]

<u>RESPONSE</u>	<u>PUNCH</u>	<u>YEAR</u>								
		<u>2006-1</u>	<u>2006-2</u>	<u>2006-3</u>	<u>2008-1</u>	<u>2008-2</u>	<u>2008-3</u>	<u>2010-1</u>	<u>2010-2</u>	<u>2010-3</u>
A great deal	1	124	85	58	128	103	72	165	89	53
Only some	2	634	495	432	679	533	457	677	539	441
Hardly any	3	556	436	343	542	411	335	521	408	390
Don't know	8	14	9	8	15	12	5	11	13	5
No answer	9	1	0	0	1	1	1	3	1	2
Not applicable	0	671	975	1159	658	963	1153	667	994	1153

J. U.S. Supreme Court

[VAR: CONJUDGE]

<u>RESPONSE</u>	<u>PUNCH</u>	<u>YEAR</u>								
		<u>2006-1</u>	<u>2006-2</u>	<u>2006-3</u>	<u>2008-1</u>	<u>2008-2</u>	<u>2008-3</u>	<u>2010-1</u>	<u>2010-2</u>	<u>2010-3</u>
A great deal	1	410	279	223	405	321	234	400	243	162
Only some	2	649	560	463	716	530	472	706	592	507
Hardly any	3	230	167	140	204	182	150	229	186	210
Don't know	8	38	19	15	40	25	13	38	27	12
No answer	9	2	0	0	0	2	1	4	2	0
Not applicable	0	671	975	1159	658	963	1153	667	994	1153

K. Scientific Community

[VAR: CONSCI]

<u>RESPONSE</u>	<u>PUNCH</u>	<u>YEAR</u>								
		<u>2006-1</u>	<u>2006-2</u>	<u>2006-3</u>	<u>2008-1</u>	<u>2008-2</u>	<u>2008-3</u>	<u>2010-1</u>	<u>2010-2</u>	<u>2010-3</u>
A great deal	1	527	370	291	524	402	343	544	427	363
Only some	2	646	536	445	701	523	430	683	536	451
Hardly any	3	93	68	71	76	97	69	79	56	50
Don't know	8	62	51	33	63	38	28	65	30	26
No answer	9	1	0	1	1	0	0	6	1	1
Not applicable	0	671	975	1159	658	963	1153	667	994	1153

L. Congress

[VAR: CONLEGIS]

<u>RESPONSE</u>	<u>PUNCH</u>	<u>YEAR</u>								
		<u>2006-1</u>	<u>2006-2</u>	<u>2006-3</u>	<u>2008-1</u>	<u>2008-2</u>	<u>2008-3</u>	<u>2010-1</u>	<u>2010-2</u>	<u>2010-3</u>
A great deal	1	141	89	61	126	91	44	125	53	38
Only some	2	666	545	399	686	475	383	635	434	315
Hardly any	3	493	371	377	526	475	434	587	542	532
Don't know	8	28	20	4	25	18	9	26	19	6
No answer	9	1	0	0	2	1	0	4	2	0
Not applicable	0	671	975	1159	658	963	1153	667	994	1153

M. Military

[VAR: CONARMY]

RESPONSE	PUNCH	YEAR								
		2006-1	2006-2	2006-3	2008-1	2008-2	2008-3	2010-1	2010-2	2010-3
A great deal	1	613	461	429	681	558	456	720	542	426
Only some	2	521	418	353	512	402	326	507	416	386
Hardly any	3	175	136	51	153	88	76	129	77	72
Don't know	8	20	10	8	17	10	11	19	13	6
No answer	9	0	0	0	2	2	1	2	2	1
Not applicable	0	671	975	1159	658	963	1153	667	994	1153

REMARKS: CARD AO contained responses for punches 1-3. See Appendix N for changes across surveys. If planning to perform trend analysis with CONBUS, CONCLERG, and CONFINAN, please consult Methodological Report No. 56

88. If you had to choose, which thing on this list would you pick as the most important for a child to learn to prepare him or her for life?

[INTERVIEWER: READ CHOICES]

- A. Which comes next in importance?
- B. Which comes third?
- C. Which comes fourth?

HAND CARD AT

- 1. To obey

[VAR: OBEY]

RESPONSE	PUNCH	YEAR								
		2006-1	2006-2	2006-3	2008-1	2008-2	2008-3	2010-1	2010-2	2010-3
First	1	114	159	132	212	127	100	193	145	114
Second	2	78	108	99	155	134	77	170	110	89
Third	3	116	157	141	223	177	141	245	167	122
Fourth	4	249	438	346	555	431	388	537	447	389
Fifth	5	90	153	110	206	184	152	204	171	170
No answer	9	6	10	13	14	7	12	28	10	7
Not applicable	0	1347	975	1159	658	963	1153	667	994	1153

2. To be well-liked or popular

[VAR: POPULAR]

<u>RESPONSE</u>	<u>PUNCH</u>	<u>YEAR</u>								
		<u>2006-1</u>	<u>2006-2</u>	<u>2006-3</u>	<u>2008-1</u>	<u>2008-2</u>	<u>2008-3</u>	<u>2010-1</u>	<u>2010-2</u>	<u>2010-3</u>
First	1	6	2	8	12	6	2	5	2	5
Second	2	9	13	9	14	15	9	22	16	7
Third	3	18	23	15	38	28	25	46	27	26
Fourth	4	98	183	133	254	203	158	243	200	188
Fifth	5	516	794	663	1033	801	664	1033	795	658
No answer	9	6	10	13	14	7	12	28	10	7
Not applicable	0	1347	975	1159	658	963	1153	667	994	1153

3. To think for himself or herself

[VAR: THINKSELF]

<u>RESPONSE</u>	<u>PUNCH</u>	<u>YEAR</u>								
		<u>2006-1</u>	<u>2006-2</u>	<u>2006-3</u>	<u>2008-1</u>	<u>2008-2</u>	<u>2008-3</u>	<u>2010-1</u>	<u>2010-2</u>	<u>2010-3</u>
First	1	295	481	383	615	508	410	576	497	423
Second	2	131	185	144	285	185	168	250	193	163
Third	3	99	143	134	191	165	121	216	159	128
Fourth	4	103	166	134	197	160	132	237	143	132
Fifth	5	19	40	33	63	35	27	70	48	38
No answer	9	6	10	13	14	7	12	28	10	7
Not applicable	0	1347	975	1159	658	963	1153	667	994	1153

4. To work hard

[VAR: WORKHARD]

<u>RESPONSE</u>	<u>PUNCH</u>	<u>YEAR</u>								
		<u>2006-1</u>	<u>2006-2</u>	<u>2006-3</u>	<u>2008-1</u>	<u>2008-2</u>	<u>2008-3</u>	<u>2010-1</u>	<u>2010-2</u>	<u>2010-3</u>
First	1	125	198	187	295	249	212	338	247	209
Second	2	237	385	312	454	406	331	467	392	334
Third	3	198	321	249	420	288	241	400	315	271
Fourth	4	82	98	73	157	92	64	121	77	64
Fifth	5	5	13	7	25	18	10	23	9	6
No answer	9	6	10	13	14	7	12	28	10	7
Not applicable	0	1347	975	1159	658	963	1153	667	994	1153

5. To help others when they need help

[VAR: HELPOTH]

<u>RESPONSE</u>	<u>PUNCH</u>	<u>YEAR</u>								
		<u>2006-1</u>	<u>2006-2</u>	<u>2006-3</u>	<u>2008-1</u>	<u>2008-2</u>	<u>2008-3</u>	<u>2010-1</u>	<u>2010-2</u>	<u>2010-3</u>
First	1	107	175	118	217	163	134	237	149	133
Second	2	192	324	264	443	313	273	440	329	291
Third	3	216	371	289	479	395	330	442	372	337
Fourth	4	115	130	142	188	167	116	211	173	111
Fifth	5	17	15	15	24	15	5	19	17	12
No answer	9	6	10	13	14	7	12	28	10	7
Not applicable	0	1347	975	1159	658	963	1153	667	994	1153

REMARKS: CARD AT listed items A-E.

89. Would you use this card and tell me which answer comes closest to how often you do the following things...

HAND CARD AU

A. Spend a social evening with relatives?

[VAR: SOCREL]

<u>RESPONSE</u>	<u>PUNCH</u>	<u>YEAR</u>								
		<u>2006-1</u>	<u>2006-2</u>	<u>2006-3</u>	<u>2008-1</u>	<u>2008-2</u>	<u>2008-3</u>	<u>2010-1</u>	<u>2010-2</u>	<u>2010-3</u>
Almost every day	1	141	107	150	165	116	92	189	148	129
Once or twice a week	2	351	260	317	330	240	200	374	269	209
Several times a month	3	235	191	221	263	211	180	249	202	163
About once a month	4	199	153	209	201	178	136	239	182	157
Several times a year	5	256	181	236	219	161	144	229	159	127
About once a year	6	76	66	91	87	67	53	92	67	71
Never	7	51	45	50	63	50	42	53	53	46
Don't know	8	0	0	0	1	3	1	3	0	0
No answer	9	2	0	2	0	0	1	2	0	0
Not applicable	0	689	997	724	694	997	1174	614	964	1142

B. Spend a social evening with someone who lives in your neighborhood?

[VAR: SOCOMMUN]

<u>RESPONSE</u>	<u>PUNCH</u>	<u>YEAR</u>								
		<u>2006-1</u>	<u>2006-2</u>	<u>2006-3</u>	<u>2008-1</u>	<u>2008-2</u>	<u>2008-3</u>	<u>2010-1</u>	<u>2010-2</u>	<u>2010-3</u>
Almost every day	1	64	45	61	83	49	30	97	63	50
Once or twice a week	2	234	154	186	209	165	116	254	159	140
Several times a month	3	124	110	142	140	96	87	151	123	104
About once a month	4	186	164	186	183	139	125	198	167	153
Several times a year	5	181	128	166	171	141	121	188	133	105
About once a year	6	132	116	149	143	113	111	138	109	96
Never	7	388	282	382	398	321	258	400	325	254
Don't know	8	0	4	2	2	2	0	3	1	0
No answer	9	2	0	2	0	0	1	1	0	0
Not applicable	0	689	997	724	694	997	1174	614	964	1142

C. Spend a social evening with friends who live outside the neighborhood?

[VAR: SOCFREND]

<u>RESPONSE</u>	<u>PUNCH</u>	<u>YEAR</u>								
		<u>2006-1</u>	<u>2006-2</u>	<u>2006-3</u>	<u>2008-1</u>	<u>2008-2</u>	<u>2008-3</u>	<u>2010-1</u>	<u>2010-2</u>	<u>2010-3</u>
Almost every day	1	49	21	27	59	31	19	41	26	15
Once or twice a week	2	257	188	215	245	167	128	289	200	157
Several times a month	3	239	195	243	263	199	163	311	232	196
About once a month	4	311	214	285	277	216	185	308	241	192
Several times a year	5	212	212	261	235	197	172	251	208	185
About once a year	6	112	82	103	101	104	80	90	76	76
Never	7	129	89	140	145	110	101	135	96	81
Don't know	8	0	2	0	4	2	0	3	0	0
No answer	9	2	0	2	0	0	1	2	1	0
Not applicable	0	689	997	724	694	997	1174	614	964	1142

D. Go to a bar or tavern?

[VAR: SOCBAR]

<u>RESPONSE</u>	<u>PUNCH</u>	<u>YEAR</u>								
		<u>2006-1</u>	<u>2006-2</u>	<u>2006-3</u>	<u>2008-1</u>	<u>2008-2</u>	<u>2008-3</u>	<u>2010-1</u>	<u>2010-2</u>	<u>2010-3</u>
Almost every day	1	7	10	11	12	5	3	14	6	8
Once or twice a week	2	73	63	63	95	82	52	86	91	77
Several times a month	3	81	61	96	86	68	60	135	78	73
About once a month	4	143	91	126	151	109	91	159	122	116
Several times a year	5	160	142	171	177	144	111	192	161	121
About once a year	6	167	139	157	158	133	106	172	133	127
Never	7	677	496	649	649	484	424	668	488	380
Don't know	8	1	1	1	1	1	1	3	0	0
No answer	9	2	0	2	0	0	1	1	1	0
Not applicable	0	689	997	724	694	997	1174	614	964	1142

90. As you know, many older people share a home with their grown children. Do you think this is generally a good idea or a bad idea?

[VAR: AGED]

<u>RESPONSE</u>	<u>PUNCH</u>	<u>YEAR</u>								
		<u>2006-1</u>	<u>2006-2</u>	<u>2006-3</u>	<u>2008-1</u>	<u>2008-2</u>	<u>2008-3</u>	<u>2010-1</u>	<u>2010-2</u>	<u>2010-3</u>
A good idea	1	621	550	453	660	545	412	716	524	482
Bad idea	2	414	294	238	456	340	312	392	313	245
Depends	3	289	172	141	239	168	138	255	208	159
Don't know	8	5	9	9	8	6	6	10	4	4
No answer	9	0	0	0	2	1	2	4	1	1
Not applicable	0	671	975	1159	658	963	1153	667	994	1153

REMARKS: If planning to perform trend analysis with this variable, please consult GSS Methodological Report No. 56.

91. Now I'd like to ask you about last year. In [the previous year] how many weeks did you work either full-time or part-time not counting work around the house--include paid vacations and sick leave?

[VAR: WEEKSWRK]

<u>RESPONSE</u>	<u>PUNCH</u>	<u>YEAR</u>								
		<u>2006-1</u>	<u>2006-2</u>	<u>2006-3</u>	<u>2008-1</u>	<u>2008-2</u>	<u>2008-3</u>	<u>2010-1</u>	<u>2010-2</u>	<u>2010-3</u>
None or zero (Skip A)	0	595	456	414	546	489	433	612	489	388
One to ten	1-10	57	44	37	47	41	20	57	31	34
Eleven to twenty	11-20	59	49	48	69	48	44	82	57	38
Twenty-one to thirty	21-30	85	60	58	101	82	57	132	79	65
Thirty-one to forty	31-40	116	95	74	139	102	72	131	101	89
Forty-one to fifty	41-50	166	132	124	182	138	98	183	118	101
Fifty-one+	51+	922	689	509	921	665	563	820	666	582
Don't know	98	0	11	9	18	16	7	22	8	7
No answer	99	0	0	3	0	0	1	5	2	0
Not applicable	-1	0	464	724	0	442	728	0	493	740

REMARKS: WEEKSWRK is coded in two digits. The collapsed numbers above are for convenience of display only.

A. When you worked in [the previous year], was it usually full or part time?

[VAR: PARTFULL]

<u>RESPONSE</u>	<u>PUNCH</u>	<u>YEAR</u>								
		<u>2006-1</u>	<u>2006-2</u>	<u>2006-3</u>	<u>2008-1</u>	<u>2008-2</u>	<u>2008-3</u>	<u>2010-1</u>	<u>2010-2</u>	<u>2010-3</u>
Full-time	1	1116	843	670	1142	834	680	1064	811	696
Part-time	2	272	225	180	314	242	174	338	237	212
Don't know	8	0	0	0	2	0	0	1	4	1
No answer	9	0	1	3	1	0	0	7	0	0
Not applicable (Punch 0 in WEEKSWRK)	0	612	931	1147	564	947	1169	634	992	1135

IF R HAS A JOB, ASK JOBLOSE and JOBFIND.

92. A. Thinking about the next 12 months, how likely do you think it is that you will lose your job or be laid off--very likely, fairly likely, not too likely, or not at all likely?

[VAR: JOBLOSE]

<u>RESPONSE</u>	<u>PUNCH</u>	<u>YEAR</u>								
		<u>2006-1</u>	<u>2006-2</u>	<u>2006-3</u>	<u>2008-1</u>	<u>2008-2</u>	<u>2008-3</u>	<u>2010-1</u>	<u>2010-2</u>	<u>2010-3</u>
Very likely	1	30	31	21	48	31	21	56	27	20
Fairly likely	2	46	44	45	52	59	35	68	44	28
Not too likely	3	212	175	167	250	201	159	263	218	157
Not at all likely	4	497	343	239	487	302	280	414	336	319
Will be leaving labor force (vol.)	5	0	0	0	0	0	0	0	0	0
Don't know	8	9	5	3	6	7	4	8	4	2
No answer	9	6	3	5	11	5	5	15	14	5
Not applicable (Punches 4-8 in WRKSTAT)	0	1200	1399	1520	1169	1418	1519	1220	1401	1513

- B. About how easy would it be for you to find a job with another employer with approximately the same income and fringe benefits you now have? Would you say very easy, somewhat easy, or not easy at all?

[VAR: JOBFIND]

<u>RESPONSE</u>	<u>PUNCH</u>	<u>YEAR</u>								
		<u>2006-1</u>	<u>2006-2</u>	<u>2006-3</u>	<u>2008-1</u>	<u>2008-2</u>	<u>2008-3</u>	<u>2010-1</u>	<u>2010-2</u>	<u>2010-3</u>
Very easy	1	258	133	68	195	79	60	103	100	96
Somewhat easy	2	281	228	150	273	202	175	269	216	187
Not easy at all	3	249	230	254	363	316	262	432	312	241
Don't know	8	6	7	3	11	4	2	8	2	3
No answer	9	6	3	5	12	4	5	12	13	4
Not applicable (Punches 4-8 in WRKSTAT)	0	1200	1399	1520	1169	1418	1519	1220	1401	1513

IF CURRENTLY WORKING, TEMPORARILY NOT AT WORK, UNEMPLOYED, OR KEEPING HOUSE, ASK SATJOB.

93. On the whole, how satisfied are you with the work you do--would you say you are very satisfied, moderately satisfied, a little dissatisfied, or very dissatisfied?

[VAR: SATJOB]

<u>RESPONSE</u>	<u>PUNCH</u>	<u>YEAR</u>								
		<u>2006-1</u>	<u>2006-2</u>	<u>2006-3</u>	<u>2008-1</u>	<u>2008-2</u>	<u>2008-3</u>	<u>2010-1</u>	<u>2010-2</u>	<u>2010-3</u>
Very satisfied	1	714	587	490	778	588	461	746	568	483
Moderately satisfied	2	549	424	329	570	418	358	565	414	367
A little dissatisfied	3	122	86	84	135	110	85	155	119	69
Very dissatisfied	4	59	55	34	53	52	38	62	54	39
Don't know	8	26	11	8	19	15	5	20	10	4
No answer	9	40	13	14	15	10	10	19	16	9
Not applicable (Punches 4-8 in WRKSTAT)	0	490	824	1041	453	830	1066	477	863	1073

REMARKS: See Appendix N for across survey changes. If planning to perform trend analysis with this variable, please consult GSS Methodological Report No. 56.

IF CURRENTLY WORKING OR TEMPORARILY NOT AT WORK, ASK RICHWORK.

94. If you were to get enough money to live as comfortably as you would like for the rest of your life, would you continue to work or would you stop working?

[VAR: RICHWORK]

<u>RESPONSE</u>	<u>PUNCH</u>	<u>YEAR</u>								
		<u>2006-1</u>	<u>2006-2</u>	<u>2006-3</u>	<u>2008-1</u>	<u>2008-2</u>	<u>2008-3</u>	<u>2010-1</u>	<u>2010-2</u>	<u>2010-3</u>
Continue to work	1	601	435	363	629	448	343	591	425	329
Stop working	2	273	220	194	245	213	199	256	205	197
Don't know	8	6	6	0	7	2	3	5	5	5
No answer	9	3	3	5	5	7	7	9	7	6
Not applicable (Punches 5-8 in WRKSTAT)	0	1117	1336	1438	1137	1353	1471	1183	1402	1507

REMARKS: See Appendix N for across survey changes. If planning to perform trend analysis with this variable, please consult GSS Methodological Report No. 56.

95. If you were asked to use one of four names for your social class, which would you say you belong in: the lower class, the working class, the middle class, or the upper class?

[VAR: CLASS]

<u>RESPONSE</u>	<u>PUNCH</u>	<u>YEAR</u>								
		<u>2006-1</u>	<u>2006-2</u>	<u>2006-3</u>	<u>2008-1</u>	<u>2008-2</u>	<u>2008-3</u>	<u>2010-1</u>	<u>2010-2</u>	<u>2010-3</u>
Lower class	1	125	102	95	175	116	115	175	160	118
Working class	2	916	711	569	906	742	573	945	675	574
Middle class	3	879	667	568	853	670	570	851	658	569
Upper class	4	68	51	36	73	46	25	58	49	38
No class (vol.)	5	0	0	0	0	0	0	0	0	0
Don't know	8	10	3	6	11	5	8	5	7	5
No answer	9	2	2	2	5	2	4	10	2	0
Not applicable	0	0	464	724	0	442	728	0	493	740

96. In our society there are groups which tend to be towards the top and those that are towards the bottom. Here we have a scale that runs from top to bottom. Where would you put yourself on this scale?

HAND SCALE AND PENCIL TO RESPONDENT. LET RESPONDENT MARK SCALE.

Be sure that the mark is within one of the boxes. Record answer below.

HAND CARD AW

[VAR: RANK]

<u>RESPONSE</u>	<u>PUNCH</u>	<u>YEAR</u>								
		<u>2006-1</u>	<u>2006-2</u>	<u>2006-3</u>	<u>2008-1</u>	<u>2008-2</u>	<u>2008-3</u>	<u>2010-1</u>	<u>2010-2</u>	<u>2010-3</u>
1 TOP	1	0	0	67	0	36	63	114	0	0
2	2	0	0	66	0	28	33	72	0	0
3	3	0	0	172	0	113	155	257	0	0
4	4	0	0	170	0	205	172	290	0	0
5	5	0	0	490	0	660	504	735	0	0
6	6	0	0	119	0	225	123	213	0	0
7	7	0	0	79	0	143	101	157	0	0
8	8	0	0	49	0	80	61	70	0	0
9	9	0	0	8	0	34	18	20	0	0
10 BOTTOM	10	0	0	12	0	19	18	25	0	0
Don't Know	98	0	0	34	0	30	35	65	0	0
No answer	99	0	0	10	0	8	12	26	0	0
Not applicable	0	2000	2000	724	2023	442	728	0	2044	2044

97. A. We are interested in how people are getting along financially these days. So far as you and your family are concerned, would you say that you are pretty well satisfied with your present financial situation, more or less satisfied, or not satisfied at all?

[VAR: SATFIN]

<u>RESPONSE</u>	<u>PUNCH</u>	<u>YEAR</u>								
		<u>2006-1</u>	<u>2006-2</u>	<u>2006-3</u>	<u>2008-1</u>	<u>2008-2</u>	<u>2008-3</u>	<u>2010-1</u>	<u>2010-2</u>	<u>2010-3</u>
Pretty well satisfied	1	603	420	352	573	428	350	478	411	362
More or less satisfied	2	872	677	553	819	677	585	918	649	561
Not satisfied at all	3	516	435	369	624	475	355	642	490	378
Don't know	8	3	1	1	5	0	3	1	1	1
No answer	9	6	3	1	2	1	2	5	0	2
Not applicable	0	0	464	724	0	442	728	0	493	740

- B. During the last few years, has your financial situation been getting better, worse, or has it stayed the same?

[VAR: FINALTER]

<u>RESPONSE</u>	<u>PUNCH</u>	<u>YEAR</u>								
		<u>2006-1</u>	<u>2006-2</u>	<u>2006-3</u>	<u>2008-1</u>	<u>2008-2</u>	<u>2008-3</u>	<u>2010-1</u>	<u>2010-2</u>	<u>2010-3</u>
Getting better	1	785	498	323	618	401	387	506	433	427
Getting worse	2	449	436	441	603	545	365	752	495	342
Stayed the same	3	756	598	508	792	632	540	775	623	533
Don't know	8	4	1	3	5	1	1	5	0	0
No answer	9	6	3	1	5	2	2	6	0	2
Not applicable	0	0	464	724	0	442	728	0	493	740

98. Compared with American families in general, would you say your family income is far below average, below average, average, above average, or far above average? (PROBE: Just your best guess.)

[VAR: FINRELA]

<u>RESPONSE</u>	<u>PUNCH</u>	<u>YEAR</u>								
		<u>2006-1</u>	<u>2006-2</u>	<u>2006-3</u>	<u>2008-1</u>	<u>2008-2</u>	<u>2008-3</u>	<u>2010-1</u>	<u>2010-2</u>	<u>2010-3</u>
Far below average	1	123	78	82	145	91	87	150	133	88
Below average	2	472	386	330	545	422	349	606	442	368
Average	3	977	705	569	885	745	589	851	637	545
Above average	4	376	313	259	385	277	232	360	294	265
Far above average	5	36	35	26	40	31	26	52	25	30
Don't know	8	10	15	5	18	14	8	16	19	5
No answer	9	6	4	5	5	1	4	9	1	3
Not applicable	0	0	464	724	0	442	728	0	493	740

99. Do you (does your [SPOUSE]) have a supervisor on (your/his/her) job to whom you are (he/she/is) directly responsible?

[VAR: WKSUB]

<u>RESPONSE</u>	<u>PUNCH</u>	<u>YEAR</u>								
		<u>2006-1</u>	<u>2006-2</u>	<u>2006-3</u>	<u>2008-1</u>	<u>2008-2</u>	<u>2008-3</u>	<u>2010-1</u>	<u>2010-2</u>	<u>2010-3</u>
Yes (ASK A)	1	1118	853	696	1149	872	706	1063	815	691
No	2	271	220	163	281	191	160	264	217	183
Don't know	8	3	2	1	6	2	0	2	5	3
No answer	9	1	1	0	0	1	1	2	6	427
Not applicable (Not working, not married, Married--spouse not working)	0	607	924	1140	587	957	1156	713	1001	740

A. IF YES: Do you have (he/she has) a supervisor on the job to whom he is directly responsible?

[VAR: WKSUBS]

<u>RESPONSE</u>	<u>PUNCH</u>	<u>YEAR</u>								
		<u>2006-1</u>	<u>2006-2</u>	<u>2006-3</u>	<u>2008-1</u>	<u>2008-2</u>	<u>2008-3</u>	<u>2010-1</u>	<u>2010-2</u>	<u>2010-3</u>
Yes	3	917	715	570	920	722	581	837	655	558
No	4	193	132	123	218	147	123	220	159	132
Don't know	8	8	6	3	11	3	2	6	1	1
No answer	9	1	1	2	0	2	4	6	9	453
Not applicable (Punches 2, 8, and IAP in WKSUB)	0	881	1146	1302	874	1149	1313	975	1220	900

REMARKS: See Appendix N for across survey changes. In 2012+, if a respondent was not married but cohabitating with a partner and not working, these questions were asked about the cohabitating partner.

100. In your (your spouse's) job, (do you/does he/she) supervise anyone who is directly responsible to (you/him/her)?

[VAR: WKSUP]

<u>RESPONSE</u>	<u>PUNCH</u>	<u>YEAR</u>								
		<u>2006-1</u>	<u>2006-2</u>	<u>2006-3</u>	<u>2008-1</u>	<u>2008-2</u>	<u>2008-3</u>	<u>2010-1</u>	<u>2010-2</u>	<u>2010-3</u>
Yes (ASK A)	1	525	410	314	549	401	325	485	373	328
No	2	861	658	540	881	663	538	839	659	547
Don't know	8	5	7	6	5	1	2	4	5	2
No answer	9	7	5	6	7	8	7	16	14	427
Not applicable (Not working, not married, Married--spouse not working)	0	602	920	1134	581	950	1151	700	993	740

A. IF YES: Do any of those persons supervise anyone else?

[VAR: WKSUPS]

RESPONSE	PUNCH	YEAR								
		2006-1	2006-2	2006-3	2008-1	2008-2	2008-3	2010-1	2010-2	2010-3
Yes	3	163	108	85	143	117	98	133	97	91
No	4	359	301	228	402	279	224	348	272	234
Don't know	8	3	1	1	4	5	3	4	4	3
No answer	9	6	5	6	7	8	7	16	14	429
Not applicable (Punches 2, 8, and 0 in WKSUP)	0	1469	1585	1680	1467	1614	1691	1543	1657	1287

REMARKS: See Appendix T, GSS Methodological Report No. 11. In 2012+, if a respondent was not married but cohabitating with a partner and not working, these questions were asked about the cohabitating partner.

101. At any time during the last ten years, have you been unemployed and looking for work for as long as a month?

[VAR: UNEMP]

RESPONSE	PUNCH	YEAR								
		2006-1	2006-2	2006-3	2008-1	2008-2	2008-3	2010-1	2010-2	2010-3
Yes	1	438	334	292	451	372	288	520	401	332
No	2	889	690	547	913	688	581	854	649	559
Don't know	8	1	1	1	1	0	0	2	0	0
No answer	9	1	0	1	0	0	1	1	0	0
Not applicable	0	671	975	1159	658	963	1153	667	994	1153

102. Do you (or your spouse) belong to a labor union? (Who?)

[VAR: UNION]

RESPONSE	PUNCH	YEAR								
		2006-1	2006-2	2006-3	2008-1	2008-2	2008-3	2010-1	2010-2	2010-3
Yes, respondent belongs	1	114	91	79	121	103	83	100	79	73
Yes, spouse belongs	2	48	40	28	55	34	35	40	36	28
Yes, both belong	3	16	20	13	23	21	13	9	10	10
No, neither belong	4	1149	871	717	1159	898	736	1221	922	777
Don't know	8	2	3	3	6	4	3	5	3	3
No answer	9	0	0	1	1	0	0	2	0	0
Not applicable	0	671	975	1159	658	963	1153	667	994	1153

103. Some people say that people get ahead by their own hard work; others say that lucky breaks or help from other people are more important. Which do you think is most important?

[VAR: GETAHEAD]

<u>RESPONSE</u>	<u>PUNCH</u>	<u>YEAR</u>								
		<u>2006-1</u>	<u>2006-2</u>	<u>2006-3</u>	<u>2008-1</u>	<u>2008-2</u>	<u>2008-3</u>	<u>2010-1</u>	<u>2010-2</u>	<u>2010-3</u>
Hard work most important	1	906	699	571	886	710	560	884	678	537
Hard work, luck equally important	2	287	221	190	294	233	190	265	185	172
Luck most important	3	162	122	107	162	127	119	120	102	100
Other (SPECIFY)	4	0	0	0	0	0	0	0	0	0
Don't know	8	4	1	3	10	6	1	11	5	5
No answer	9	1	1	0	0	0	1	1	2	1
Not applicable	0	640	956	1129	671	947	1152	763	1072	1229

REMARKS: If planning to perform trend analysis with this variable, please consult GSS Methodological Report No. 56.

104. A. Compared to your parents when they were the age you are now, do you think your own standard of living now is much better, somewhat better, about the same, somewhat worse, or much worse than theirs was?

[VAR: PARSOL]

<u>RESPONSE</u>	<u>PUNCH</u>	<u>YEAR</u>								
		<u>2006-1</u>	<u>2006-2</u>	<u>2006-3</u>	<u>2008-1</u>	<u>2008-2</u>	<u>2008-3</u>	<u>2010-1</u>	<u>2010-2</u>	<u>2010-3</u>
Much better	1	464	339	257	417	330	250	389	281	225
Somewhat better	2	412	331	261	394	302	257	394	319	272
About the same	3	281	225	205	290	244	204	341	256	217
Somewhat worse	4	123	86	86	166	127	113	173	138	135
Much worse	5	34	31	26	72	43	42	64	49	33
Don't know	8	14	13	5	25	13	4	15	7	8
No answer	9	1	0	1	1	1	0	1	0	1
Not applicable	0	671	975	1159	658	963	1153	667	994	1153

- B. When your children are at the age you are now, do you think their standard of living will be much better, somewhat better, about the same, somewhat worse, or much worse than yours is now?

[VAR: KIDSSOL]

<u>RESPONSE</u>	<u>PUNCH</u>	<u>YEAR</u>								
		<u>2006-1</u>	<u>2006-2</u>	<u>2006-3</u>	<u>2008-1</u>	<u>2008-2</u>	<u>2008-3</u>	<u>2010-1</u>	<u>2010-2</u>	<u>2010-3</u>
Much better	1	175	248	175	353	261	187	330	234	186
Somewhat better	2	213	256	213	340	270	224	375	263	253
About the same	3	162	205	162	236	197	172	247	218	196
Somewhat worse	4	137	141	137	181	146	136	182	149	119
Much worse	5	43	39	43	74	52	39	71	56	36
No children (VOL.)	6	85	105	85	141	110	96	133	111	85
Don't know	8	23	31	23	38	22	16	36	18	16
No answer	9	3	0	3	2	2	0	3	1	0
Not applicable	0	1159	975	1159	658	963	1153	667	994	1153

720. The way things are in America, people like me and my family have a good chance of improving our standard of living -- do you agree or disagree?

[VAR: GOODLIFE]

<u>RESPONSE</u>	<u>PUNCH</u>	<u>YEAR</u>								
		<u>2006-1</u>	<u>2006-2</u>	<u>2006-3</u>	<u>2008-1</u>	<u>2008-2</u>	<u>2008-3</u>	<u>2010-1</u>	<u>2010-2</u>	<u>2010-3</u>
Strongly agree	1	269	135	94	206	135	100	178	132	110
Agree	2	621	468	362	572	493	347	611	469	397
Neither	3	210	167	145	203	168	180	227	168	149
Disagree	4	186	204	186	323	219	201	300	217	195
Strongly disagree	5	36	47	48	51	41	41	52	56	36
Can't choose	8	7	4	6	10	4	1	7	7	4
No answer	9	0	0	0	0	0	0	2	1	0
Not applicable	0	671	975	1159	658	963	1153	667	994	1153

105. Tell me if you agree or disagree with this statement: Most men are better suited emotionally for politics than are most women

[VAR: FEPOL]

<u>RESPONSE</u>	<u>PUNCH</u>	<u>YEAR</u>								
		<u>2006-1</u>	<u>2006-2</u>	<u>2006-3</u>	<u>2008-1</u>	<u>2008-2</u>	<u>2008-3</u>	<u>2010-1</u>	<u>2010-2</u>	<u>2010-3</u>
Agree	1	284	244	162	331	191	178	287	200	134
Disagree	2	951	702	631	917	787	633	1064	839	737
Not sure	8	74	57	47	79	46	36	75	40	31
No answer	9	2	0	0	2	2	2	4	1	0
Not applicable	0	689	997	1160	694	997	1174	614	964	1142

106. Please tell me whether or not you think it should be possible for a pregnant woman to obtain a legal abortion if . . .
 READ EACH STATEMENT, AND CIRCLE ONE CODE FOR EACH.

A. If there is a strong chance of serious defect in the baby?

[VAR: ABDEFECT]

<u>RESPONSE</u>	<u>PUNCH</u>	<u>YEAR</u>								
		<u>2006-1</u>	<u>2006-2</u>	<u>2006-3</u>	<u>2008-1</u>	<u>2008-2</u>	<u>2008-3</u>	<u>2010-1</u>	<u>2010-2</u>	<u>2010-3</u>
Yes	1	963	754	626	952	757	647	921	737	597
No	2	339	255	211	321	269	174	304	204	193
Don't know	8	47	30	26	61	36	37	32	23	16
No Answer	3	11	5	8	18	14	13	24	8	9
Not applicable	0	640	956	1129	671	947	1152	763	1072	1229

B. If she is married and does not want any more children?

[VAR: ABNOMORE]

<u>RESPONSE</u>	<u>PUNCH</u>	<u>YEAR</u>								
		<u>2006-1</u>	<u>2006-2</u>	<u>2006-3</u>	<u>2008-1</u>	<u>2008-2</u>	<u>2008-3</u>	<u>2010-1</u>	<u>2010-2</u>	<u>2010-3</u>
Yes	1	550	454	356	579	454	411	587	474	395
No	2	762	568	487	716	581	419	636	469	391
Don't know	8	37	19	21	40	29	27	36	24	18
No Answer	3	11	3	7	17	12	14	22	5	11
Not applicable	0	640	956	1129	671	947	1152	763	1072	1229

C. If the woman's own health is serious endangered by the pregnancy?

[VAR: ABHLTH]

<u>RESPONSE</u>	<u>PUNCH</u>	<u>YEAR</u>								
		<u>2006-1</u>	<u>2006-2</u>	<u>2006-3</u>	<u>2008-1</u>	<u>2008-2</u>	<u>2008-3</u>	<u>2010-1</u>	<u>2010-2</u>	<u>2010-3</u>
Yes	1	1135	904	737	1146	912	730	1066	831	699
No	2	164	117	96	139	112	92	158	101	91
Don't know	8	47	20	33	57	38	36	35	30	18
No Answer	3	14	3	5	10	14	13	22	10	7
Not applicable	0	640	956	1129	671	947	1152	763	1072	1229

D. If the family has a very low income and cannot afford any more children?

[VAR: ABPOOR]

<u>RESPONSE</u>	<u>PUNCH</u>	<u>YEAR</u>								
		<u>2006-1</u>	<u>2006-2</u>	<u>2006-3</u>	<u>2008-1</u>	<u>2008-2</u>	<u>2008-3</u>	<u>2010-1</u>	<u>2010-2</u>	<u>2010-3</u>
Yes	1	559	457	360	556	444	402	560	460	382
No	2	748	567	481	741	588	430	671	484	406
Don't know	8	43	19	22	41	31	25	34	25	19
No Answer	3	10	1	8	14	13	14	16	3	8
Not applicable	0	640	956	1129	671	947	1152	763	1072	1229

E. If she became pregnant as a result of rape?

[VAR: ABRAPE]

<u>RESPONSE</u>	<u>PUNCH</u>	<u>YEAR</u>								
		<u>2006-1</u>	<u>2006-2</u>	<u>2006-3</u>	<u>2008-1</u>	<u>2008-2</u>	<u>2008-3</u>	<u>2010-1</u>	<u>2010-2</u>	<u>2010-3</u>
Yes	1	1004	791	646	556	444	402	987	765	633
No	2	297	211	188	741	588	430	248	179	152
Don't know	8	49	38	32	41	31	25	28	23	25
No Answer	3	10	4	5	14	13	14	18	5	5
Not applicable	0	640	956	1129	671	947	1152	763	1072	1229

F. If she is not married and does not want to marry the man?

[VAR: ABSINGLE]

<u>RESPONSE</u>	<u>PUNCH</u>	<u>YEAR</u>								
		<u>2006-1</u>	<u>2006-2</u>	<u>2006-3</u>	<u>2008-1</u>	<u>2008-2</u>	<u>2008-3</u>	<u>2010-1</u>	<u>2010-2</u>	<u>2010-3</u>
Yes	1	526	427	339	536	421	385	524	434	375
No	2	792	596	508	765	615	456	704	509	421
Don't know	8	35	19	16	38	29	20	36	25	12
No Answer	3	7	2	8	13	11	10	17	4	7
Not applicable	0	640	956	1129	671	947	1152	763	1072	1229

G. The woman wants it for any reason?

[VAR: ABANY]

<u>RESPONSE</u>	<u>PUNCH</u>	<u>YEAR</u>								
		<u>2006-1</u>	<u>2006-2</u>	<u>2006-3</u>	<u>2008-1</u>	<u>2008-2</u>	<u>2008-3</u>	<u>2010-1</u>	<u>2010-2</u>	<u>2010-3</u>
Yes	1	528	426	345	550	415	378	537	453	389
No	2	796	598	496	748	618	461	693	489	400
Don't know	8	27	16	20	43	31	20	34	26	17
No Answer	3	9	4	10	11	12	12	17	4	9
Not applicable	0	640	956	1129	671	947	1152	763	1072	1229

107. What do you think is the ideal number of children for a family to have?

[VAR: CHLDIDEL]

<u>RESPONSE</u>	<u>PUNCH</u>	<u>YEAR</u>								
		<u>2006-1</u>	<u>2006-2</u>	<u>2006-3</u>	<u>2008-1</u>	<u>2008-2</u>	<u>2008-3</u>	<u>2010-1</u>	<u>2010-2</u>	<u>2010-3</u>
0	0	15	8	10	15	10	8	6	9	14
1	1	26	25	16	32	20	16	42	27	20
2	2	636	525	428	630	493	443	672	557	446
3	3	326	218	198	326	255	190	346	259	220
4	4	109	80	68	102	80	71	123	84	71
5	5	19	16	8	17	10	12	24	10	14
6	6	8	3	7	6	5	6	7	6	5
7+	7+	4	3	3	3	4	1	6	3	3
As many as want	8	143	101	79	151	123	83	155	99	109
Don't know, No answer	9	25	24	23	47	26	19	49	26	0
Not applicable	-1	689	997	1160	694	997	1174	614	964	1142

108. Do you strongly agree, agree, disagree, or strongly disagree that methods of birth control should be available to teenagers between the ages of 14 and 16 if their parents do not approve?

[VAR: PILLOK]

<u>RESPONSE</u>	<u>PUNCH</u>	<u>YEAR</u>								
		<u>2006-1</u>	<u>2006-2</u>	<u>2006-3</u>	<u>2008-1</u>	<u>2008-2</u>	<u>2008-3</u>	<u>2010-1</u>	<u>2010-2</u>	<u>2010-3</u>
Strongly agree	1	329	207	171	153	222	163	356	251	208
Agree	2	378	323	281	203	339	282	466	358	293
Disagree	3	314	231	203	134	240	230	352	258	228
Strongly disagree	4	265	222	173	144	199	159	230	194	152
Don't know	8	23	19	11	10	23	11	24	16	17
No answer	9	2	1	1	4	3	4	2	3	4
Not applicable	0	689	997	1160	1375	997	1174	614	964	1142

109. Would you be for or against sex education in the public schools?

[VAR: SEXEDUC]

<u>RESPONSE</u>	<u>PUNCH</u>	<u>YEAR</u>								
		<u>2006-1</u>	<u>2006-2</u>	<u>2006-3</u>	<u>2008-1</u>	<u>2008-2</u>	<u>2008-3</u>	<u>2010-1</u>	<u>2010-2</u>	<u>2010-3</u>
Favor	1	1168	894	735	1184	931	776	1263	967	823
Oppose	2	124	96	85	119	76	62	147	103	70
Depends	3	0	0	0	0	0	0	0	0	0
Don't know	8	18	13	20	24	17	7	15	8	8
No answer	9	1	0	0	2	2	4	5	2	1
Not applicable	0	689	997	1160	694	997	1174	614	964	1142

110. Should divorce in this country be easier or more difficult to obtain than it is now?

[VAR: DIVLAW]

<u>RESPONSE</u>	<u>PUNCH</u>	<u>YEAR</u>								
		<u>2006-1</u>	<u>2006-2</u>	<u>2006-3</u>	<u>2008-1</u>	<u>2008-2</u>	<u>2008-3</u>	<u>2010-1</u>	<u>2010-2</u>	<u>2010-3</u>
Easier	1	329	282	254	364	314	273	450	357	325
More difficult	2	564	458	370	609	457	358	579	440	351
Stay same	3	365	215	172	299	194	172	313	225	179
Don't know	8	53	46	42	52	58	42	83	54	41
No answer	9	0	2	2	5	3	4	5	4	6
Not applicable	0	689	997	1160	694	997	1174	614	964	1142

111. There's been a lot of discussion about the way morals and attitudes about sex are changing in this country. If a man and woman have sex relations before marriage, do you think it is always wrong, almost always wrong, wrong only sometimes, or not wrong at all?

[VAR: PREMARSX]

<u>RESPONSE</u>	<u>PUNCH</u>	<u>YEAR</u>								
		<u>2006-1</u>	<u>2006-2</u>	<u>2006-3</u>	<u>2008-1</u>	<u>2008-2</u>	<u>2008-3</u>	<u>2010-1</u>	<u>2010-2</u>	<u>2010-3</u>
Always wrong	1	340	261	219	305	228	195	305	218	175
Almst always wrg	2	107	79	64	90	63	59	116	67	50
Sometimes wrong	3	240	192	147	206	174	144	241	172	125
Not wrong at all	4	581	441	393	692	539	438	742	601	535
Other	5	0	0	0	0	0	0	0	0	0
Don't know	8	34	24	14	30	16	9	21	14	12
No answer	9	9	6	3	6	6	4	5	8	5
Not applicable	0	689	997	1160	694	997	1174	614	964	1142

- A. What if they are in their early teens, say 14 to 16 years old? In that case, do you think sex relations before marriage are always wrong, almost always wrong, wrong only sometimes, or not wrong at all?

[VAR: TEENSEX]

<u>RESPONSE</u>	<u>PUNCH</u>	<u>YEAR</u>								
		<u>2006-1</u>	<u>2006-2</u>	<u>2006-3</u>	<u>2008-1</u>	<u>2008-2</u>	<u>2008-3</u>	<u>2010-1</u>	<u>2010-2</u>	<u>2010-3</u>
Always wrong	1	940	715	600	925	695	583	952	739	573
Almst always wrg	2	190	156	130	213	170	124	221	149	150
Sometimes wrong	3	116	83	64	121	105	90	165	119	116
Not wrong at all	4	48	42	34	59	44	42	81	62	53
Other	5	0	0	0	0	0	0	0	0	0
Don't know	8	15	5	9	7	8	7	7	8	8
No answer	9	2	2	3	4	4	3	4	3	2
Not applicable	0	689	997	1160	694	997	1174	614	964	1142

112. What is your opinion about a married person having sexual relations with someone other than the marriage partner--is it always wrong, almost always wrong, wrong only sometimes, or not wrong at all?

[VAR: XMARSEX]

<u>RESPONSE</u>	<u>PUNCH</u>	<u>YEAR</u>								
		<u>2006-1</u>	<u>2006-2</u>	<u>2006-3</u>	<u>2008-1</u>	<u>2008-2</u>	<u>2008-3</u>	<u>2010-1</u>	<u>2010-2</u>	<u>2010-3</u>
Always wrong	1	1073	819	691	1088	868	679	988	751	605
Almost always wrong	2	154	132	113	144	124	126	168	125	118
Wrong only sometimes	3	92	66	47	76	47	41	81	69	65
Not wrong at all	4	22	20	8	20	18	13	26	15	17
Don't know	8	15	5	11	16	12	8	12	5	6
No answer	9	4	2	1	8	7	4	6	7	4
Not applicable	0	640	956	1129	671	947	1152	763	1072	1229

113. What about sexual relations between two adults of the same sex--do you think it is always wrong, almost always wrong, wrong only sometimes, or not wrong at all?

[VAR: HOMOSEX]

<u>RESPONSE</u>	<u>PUNCH</u>	<u>YEAR</u>								
		<u>2006-1</u>	<u>2006-2</u>	<u>2006-3</u>	<u>2008-1</u>	<u>2008-2</u>	<u>2008-3</u>	<u>2010-1</u>	<u>2010-2</u>	<u>2010-3</u>
Always wrong	1	724	529	438	654	495	381	555	402	312
Almst always wrg	2	71	47	39	43	45	22	52	33	35
Sometimes wrong	3	87	72	67	88	73	46	97	75	52
Not wrong at all	4	416	350	282	484	406	380	519	424	376
Other	5	0	0	0	0	0	0	0	0	0
Don't know	8	52	38	34	68	33	26	41	27	26
No answer	9	10	8	11	15	24	16	17	11	14
Not applicable	0	640	956	1129	671	947	1152	763	1072	1229

114. Do you agree or disagree with the following statement: Homosexual couples should have the right to marry one another.

[VAR: MARHOMO]

<u>RESPONSE</u>	<u>PUNCH</u>	<u>YEAR</u>								
		<u>2006-1</u>	<u>2006-2</u>	<u>2006-3</u>	<u>2008-1</u>	<u>2008-2</u>	<u>2008-3</u>	<u>2010-1</u>	<u>2010-2</u>	<u>2010-3</u>
Strongly agree	1	208	169	149	223	211	194	270	226	243
Agress	2	259	207	194	307	250	242	316	275	233
Neither agree nor disagree	3	180	153	111	170	128	78	167	102	85
Disagree	4	222	168	138	213	176	131	191	130	92
Strongly disagree	5	478	336	262	423	301	213	318	227	154
Can't choose	8	10	9	13	14	7	7	13	7	4
No answer	9	3	2	4	2	3	6	6	5	4
Not applicable	0	640	956	1129	671	947	1152	763	1072	1229

115. Which of these three statements comes closest to your feelings about pornography laws?

HAND CARD AX

[VAR: PORNLAW]

<u>RESPONSE</u>	<u>PUNCH</u>	<u>YEAR</u>								
		<u>2006-1</u>	<u>2006-2</u>	<u>2006-3</u>	<u>2008-1</u>	<u>2008-2</u>	<u>2008-3</u>	<u>2010-1</u>	<u>2010-2</u>	<u>2010-3</u>
There should be laws against the distribution of pornography whatever the age	1	518	377	305	460	368	283	436	317	264
There should be laws against the distribution of pornography to persons under 18	2	751	621	508	848	652	553	874	696	597
There should be no laws forbidding the distribution of pornography	3	44	24	23	51	31	29	55	26	25
Don't know	8	14	3	3	6	6	4	9	8	3
No answer	9	2	0	2	0	3	1	3	3	2
Not applicable	0	671	975	1159	658	963	1153	667	994	1153

REMARKS: Hand Card AX contains punches 1-3

116. Have you seen an X-rated movie in the last year?

[VAR: XMOVIE]

<u>RESPONSE</u>	<u>PUNCH</u>	<u>YEAR</u>								
		<u>2006-1</u>	<u>2006-2</u>	<u>2006-3</u>	<u>2008-1</u>	<u>2008-2</u>	<u>2008-3</u>	<u>2010-1</u>	<u>2010-2</u>	<u>2010-3</u>
Yes	1	296	232	174	333	225	171	344	228	191
No	2	1030	792	661	1022	829	696	1025	818	698
Don't know	8	1	1	4	7	5	2	4	1	0
No answer	9	2	0	2	3	1	1	4	3	2
Not applicable	0	671	975	1159	658	963	1153	667	994	1153

111. Do you strongly agree, agree, disagree, or strongly disagree that it is sometimes necessary to discipline a child with a good, hard spanking?

[VAR: SPANKING]

<u>RESPONSE</u>	<u>PUNCH</u>	<u>YEAR</u>								
		<u>2006-1</u>	<u>2006-2</u>	<u>2006-3</u>	<u>2008-1</u>	<u>2008-2</u>	<u>2008-3</u>	<u>2010-1</u>	<u>2010-2</u>	<u>2010-3</u>
Strongly agree	1	338	268	197	342	253	165	336	238	207
Agree	2	602	451	384	608	484	432	647	502	425
Disagree	3	261	216	194	280	228	186	324	241	189
Strongly disagree	4	96	61	57	78	51	56	110	89	73
Don't know	8	12	5	6	18	6	8	10	8	5
No answer	9	2	2	2	3	4	2	3	2	3
Not applicable	0	689	997	1160	694	997	1174	614	964	1142

118. When a person has a disease that cannot be cured, do you think doctors should be allowed by law to end the patient's life by some painless means if the patient and his family request it?

[VAR: LETDIE1]

<u>RESPONSE</u>	<u>PUNCH</u>	<u>YEAR</u>								
		<u>2006-1</u>	<u>2006-2</u>	<u>2006-3</u>	<u>2008-1</u>	<u>2008-2</u>	<u>2008-3</u>	<u>2010-1</u>	<u>2010-2</u>	<u>2010-3</u>
Yes	1	872	666	545	416	678	563	943	719	612
No	2	398	305	259	202	319	261	446	326	266
Don't know	8	35	28	35	29	25	21	30	29	20
No answer	9	6	4	1	1	4	4	11	6	4
Not applicable	0	689	997	1160	1375	997	1174	614	964	1142

119. Do you think a person has the right to end his or her own life if this person...

A. Has an incurable disease?

[VAR: SUICIDE1]

<u>RESPONSE</u>	<u>PUNCH</u>	<u>YEAR</u>								
		<u>2006-1</u>	<u>2006-2</u>	<u>2006-3</u>	<u>2008-1</u>	<u>2008-2</u>	<u>2008-3</u>	<u>2010-1</u>	<u>2010-2</u>	<u>2010-3</u>
Yes	1	763	581	450	772	624	488	834	632	535
No	2	500	386	358	509	373	323	543	412	332
Don't know	8	43	31	29	43	23	30	46	31	29
No answer	9	5	5	3	5	6	8	7	5	6
Not applicable	0	689	997	1160	694	997	1174	614	964	1142

B. Has gone bankrupt?

[VAR: SUICIDE2]

<u>RESPONSE</u>	<u>PUNCH</u>	<u>YEAR</u>								
		<u>2006-1</u>	<u>2006-2</u>	<u>2006-3</u>	<u>2008-1</u>	<u>2008-2</u>	<u>2008-3</u>	<u>2010-1</u>	<u>2010-2</u>	<u>2010-3</u>
Yes	1	108	115	81	111	115	114	156	131	113
No	2	1189	879	747	1198	890	724	1250	931	777
Don't know	8	11	9	11	19	15	7	21	14	10
No answer	9	3	0	1	1	6	4	3	4	2
Not applicable	0	689	997	1160	694	997	1174	614	964	1142

C. Has dishonored his or her family?

[VAR: SUICIDE3]

<u>RESPONSE</u>	<u>PUNCH</u>	<u>YEAR</u>								
		<u>2006-1</u>	<u>2006-2</u>	<u>2006-3</u>	<u>2008-1</u>	<u>2008-2</u>	<u>2008-3</u>	<u>2010-1</u>	<u>2010-2</u>	<u>2010-3</u>
Yes	1	110	118	88	127	118	104	153	136	112
No	2	1187	871	739	1182	891	733	1250	926	774
Don't know	8	13	12	13	17	13	10	24	15	14
No answer	9	1	2	0	3	4	2	3	3	2
Not applicable	0	689	997	1160	694	997	1174	614	964	1142

D. Is tired of living and ready to die?

[VAR: SUICIDE4]

<u>RESPONSE</u>	<u>PUNCH</u>	<u>YEAR</u>								
		<u>2006-1</u>	<u>2006-2</u>	<u>2006-3</u>	<u>2008-1</u>	<u>2008-2</u>	<u>2008-3</u>	<u>2010-1</u>	<u>2010-2</u>	<u>2010-3</u>
Yes	1	194	182	134	223	185	166	259	223	182
No	2	1089	798	681	1071	820	664	1130	836	700
Don't know	8	24	23	23	29	17	14	35	18	17
No answer	9	4	0	2	6	4	5	6	3	3
Not applicable	0	689	997	1160	694	997	1174	614	964	1142

120. Are there any situations you can imagine in which you would approve of a policeman striking an adult male citizen?

[VAR: POLHITOK]

<u>RESPONSE</u>	<u>PUNCH</u>	<u>YEAR</u>								
		<u>2006-1</u>	<u>2006-2</u>	<u>2006-3</u>	<u>2008-1</u>	<u>2008-2</u>	<u>2008-3</u>	<u>2010-1</u>	<u>2010-2</u>	<u>2010-3</u>
Yes	1	816	684	575	443	719	588	875	695	603
No	2	430	298	240	197	293	251	423	301	249
Don't know	8	82	41	26	39	47	29	76	53	39
No answer	9	1	2	0	1	1	2	3	1	0
Not applicable	0	671	975	1159	1343	963	1153	667	994	1153

IF YES OR NOT SURE: Would you approve of a policeman striking a citizen who:

A. Had said vulgar and obscene things to the policeman?

[VAR: POLABUSE]

<u>RESPONSE</u>	<u>PUNCH</u>	<u>YEAR</u>								
		<u>2006-1</u>	<u>2006-2</u>	<u>2006-3</u>	<u>2008-1</u>	<u>2008-2</u>	<u>2008-3</u>	<u>2010-1</u>	<u>2010-2</u>	<u>2010-3</u>
Yes	1	88	90	55	126	88	85	126	78	75
No	2	1204	913	766	1193	947	772	1220	946	808
Don't know	8	37	22	20	45	24	12	29	26	8
No answer	9	0	0	0	1	1	1	2	0	0
Not applicable	0	671	975	1159	658	963	1153	667	994	1153

B. Was being questioned as a suspect in a murder case?

[VAR: POLMURDR]

<u>RESPONSE</u>	<u>PUNCH</u>	<u>YEAR</u>								
		<u>2006-1</u>	<u>2006-2</u>	<u>2006-3</u>	<u>2008-1</u>	<u>2008-2</u>	<u>2008-3</u>	<u>2010-1</u>	<u>2010-2</u>	<u>2010-3</u>
Yes	1	150	130	94	189	151	109	190	148	93
No	2	1138	860	727	1138	878	749	1141	875	788
Don't know	8	41	34	19	38	29	11	43	27	10
No answer	9	0	1	1	0	2	1	3	0	0
Not applicable	0	671	975	1159	658	963	1153	667	994	1153

C. Was attempting to escape from custody?

[VAR: POLESCAP]

<u>RESPONSE</u>	<u>PUNCH</u>	<u>YEAR</u>								
		<u>2006-1</u>	<u>2006-2</u>	<u>2006-3</u>	<u>2008-1</u>	<u>2008-2</u>	<u>2008-3</u>	<u>2010-1</u>	<u>2010-2</u>	<u>2010-3</u>
Yes	1	915	721	600	977	762	626	917	713	610
No	2	332	258	198	340	260	218	397	282	244
Don't know	8	81	45	43	47	36	24	59	55	37
No answer	9	1	1	0	1	2	2	4	0	0
Not applicable	0	671	975	1159	658	963	1153	667	994	1153

D. Was attacking the policeman with his fists?

[VAR: POLATTAK]

<u>RESPONSE</u>	<u>PUNCH</u>	<u>YEAR</u>								
		<u>2006-1</u>	<u>2006-2</u>	<u>2006-3</u>	<u>2008-1</u>	<u>2008-2</u>	<u>2008-3</u>	<u>2010-1</u>	<u>2010-2</u>	<u>2010-3</u>
Yes	1	1166	922	751	1199	925	775	1163	909	786
No	2	135	95	75	151	122	81	189	126	96
Don't know	8	27	8	15	15	13	13	22	15	9
No answer	9	1	0	0	0	0	1	3	0	0
Not applicable	0	671	975	1159	658	963	1153	667	994	1153

121. Is there any area right around here--that is, within a mile--where you would be afraid to walk alone at night?

[VAR: FEAR]

<u>RESPONSE</u>	<u>PUNCH</u>	<u>YEAR</u>								
		<u>2006-1</u>	<u>2006-2</u>	<u>2006-3</u>	<u>2008-1</u>	<u>2008-2</u>	<u>2008-3</u>	<u>2010-1</u>	<u>2010-2</u>	<u>2010-3</u>
Yes	1	504	347	304	453	354	288	422	295	254
No	2	850	691	563	896	715	580	854	669	557
Don't know	8	6	6	4	3	6	2	4	7	3
No answer	9	0	0	0	0	1	1	1	1	1
Not applicable	0	640	956	1129	671	947	1152	763	1072	1229

122. Do you happen to have in your home (IF HOUSE: or garage) any guns or revolvers?

[VAR: OWNGUN]

<u>RESPONSE</u>	<u>PUNCH</u>	<u>YEAR</u>								
		<u>2006-1</u>	<u>2006-2</u>	<u>2006-3</u>	<u>2008-1</u>	<u>2008-2</u>	<u>2008-3</u>	<u>2010-1</u>	<u>2010-2</u>	<u>2010-3</u>
Yes	1	459	375	339	464	365	305	394	326	145
No	2	884	652	520	870	701	552	839	618	240
Refused	3	17	11	10	15	9	12	42	28	13
Don't know	8	0	6	2	3	1	2	6	0	0
No answer	9	0	0	0	0	0	0	0	0	0
Not applicable	0	640	956	1129	671	947	1152	763	1072	1646

A. Do you or anyone in your household happen to have in your home (IF HOUSE: or garage) any guns or revolvers?

[VAR: OWNGUN1]

<u>RESPONSE</u>	<u>PUNCH</u>	<u>YEAR</u>								
		<u>2006-1</u>	<u>2006-2</u>	<u>2006-3</u>	<u>2008-1</u>	<u>2008-2</u>	<u>2008-3</u>	<u>2010-1</u>	<u>2010-2</u>	<u>2010-3</u>
Yes	1	0	0	0	0	0	0	0	0	137
No	2	0	0	0	0	0	0	0	0	266
Refused	3	0	0	0	0	0	0	0	0	13
Don't know	8	0	0	0	0	0	0	0	0	1
No answer	9	0	0	0	0	0	0	0	0	0
Not applicable	0	2000	2000	2000	2023	2023	2023	2044	2044	1627

B. IF YES: Is it a pistol, shotgun, rifle, or what? CODE ALL THAT APPLY. [Coded if Pistol]

[VAR: PISTOL]

<u>RESPONSE</u>	<u>PUNCH</u>	<u>YEAR</u>								
		<u>2006-1</u>	<u>2006-2</u>	<u>2006-3</u>	<u>2008-1</u>	<u>2008-2</u>	<u>2008-3</u>	<u>2010-1</u>	<u>2010-2</u>	<u>2010-3</u>
Yes	1	273	236	217	286	218	208	239	219	190
No	2	1065	787	635	870	842	643	984	718	591
Refused	3	21	13	13	19	14	13	50	34	30
Don't know	8	1	2	4	4	1	5	5	1	3
No answer	9	0	0	0	0	0	0	0	0	0
Not applicable	0	640	962	1131	844	948	1154	766	1072	1230

C. IF YES: Is it a pistol, shotgun, rifle, or what? CODE ALL THAT APPLY. [Coded if Shotgun]

[VAR: SHOTGUN]

<u>RESPONSE</u>	<u>PUNCH</u>	<u>YEAR</u>								
		<u>2006-1</u>	<u>2006-2</u>	<u>2006-3</u>	<u>2008-1</u>	<u>2008-2</u>	<u>2008-3</u>	<u>2010-1</u>	<u>2010-2</u>	<u>2010-3</u>
Yes	1	267	213	193	277	213	176	241	195	170
No	2	1071	810	659	870	847	675	982	742	611
Refused	3	21	13	13	19	14	13	50	34	30
Don't know	8	1	2	4	4	1	5	5	1	3
No answer	9	0	0	0	0	0	0	0	0	0
Not applicable	0	640	962	1131	853	948	1154	766	1072	1230

D. IF YES: Is it a pistol, shotgun, rifle, or what? CODE ALL THAT APPLY. [Coded if Rifle]

[VAR: RIFLE]

<u>RESPONSE</u>	<u>PUNCH</u>	<u>YEAR</u>								
		<u>2006-1</u>	<u>2006-2</u>	<u>2006-3</u>	<u>2008-1</u>	<u>2008-2</u>	<u>2008-3</u>	<u>2010-1</u>	<u>2010-2</u>	<u>2010-3</u>
Yes	1	265	218	214	276	219	190	240	213	163
No	2	1073	805	638	870	841	661	983	724	618
Refused	3	21	13	13	19	14	13	50	34	30
Don't know	8	1	2	4	4	1	5	5	1	3
No answer	9	0	0	0	0	0	0	0	0	0
Not applicable	0	640	962	1131	854	948	1154	766	1072	1230

E. Do any of these guns personally belong to you?

[VAR: ROWNGUN]

<u>RESPONSE</u>	<u>PUNCH</u>	<u>YEAR</u>								
		<u>2006-1</u>	<u>2006-2</u>	<u>2006-3</u>	<u>2008-1</u>	<u>2008-2</u>	<u>2008-3</u>	<u>2010-1</u>	<u>2010-2</u>	<u>2010-3</u>
Yes	1	315	259	228	327	250	217	275	218	187
No	2	144	116	111	137	112	87	118	107	93
Refused	3	17	11	10	15	11	13	42	28	28
Don't know	8	0	0	0	0	1	0	1	1	0
No answer	9	0	0	0	0	0	0	0	0	0
Not applicable	0	1524	1614	1651	1544	1649	1706	1608	1690	1736

F. And how many other adults in your household personally own a gun?

[VAR: OTHGUNS]

<u>RESPONSE</u>	<u>PUNCH</u>	<u>YEAR</u>								
		<u>2006-1</u>	<u>2006-2</u>	<u>2006-3</u>	<u>2008-1</u>	<u>2008-2</u>	<u>2008-3</u>	<u>2010-1</u>	<u>2010-2</u>	<u>2010-3</u>
One person	1	93	0	0	0	0	0	0	0	0
Two persons	2	9	0	0	0	0	0	0	0	0
Three persons	3	2	0	0	0	0	0	0	0	0
Don't Know	8	1	0	0	0	0	0	0	0	0
No Answer	9	0	0	0	0	0	0	0	0	0
Not applicable	0	1895	2000	2000	2023	2023	2023	2044	2044	2044

123. Do you (or does your [husband/wife]) go hunting? CIRCLE ONLY ONE CODE.

[VAR: HUNT]

<u>RESPONSE</u>	<u>PUNCH</u>	<u>YEAR</u>								
		<u>2006-1</u>	<u>2006-2</u>	<u>2006-3</u>	<u>2008-1</u>	<u>2008-2</u>	<u>2008-3</u>	<u>2010-1</u>	<u>2010-2</u>	<u>2010-3</u>
Resp	1	135	90	74	149	101	74	167	115	93
Spouse	2	63	56	50	57	48	36	44	30	29
Both	3	26	19	13	21	16	15	17	20	17
Neither	4	1135	878	734	1124	911	745	1052	807	675
Don't know	8	1	0	0	0	0	0	0	0	0
No answer	9	0	1	0	1	0	1	1	0	1
Not applicable	0	640	956	1129	671	947	1152	763	1072	1229

124. How often do you read the newspaper--every day, a few times a week, once a week, less than once a week, or never?

[VAR: NEWS]

<u>RESPONSE</u>	<u>PUNCH</u>	<u>YEAR</u>								
		<u>2006-1</u>	<u>2006-2</u>	<u>2006-3</u>	<u>2008-1</u>	<u>2008-2</u>	<u>2008-3</u>	<u>2010-1</u>	<u>2010-2</u>	<u>2010-3</u>
Everyday	1	453	345	274	431	310	243	449	323	249
Few times a week	2	297	234	177	300	210	172	277	211	150
Once a week	3	192	143	123	207	168	122	215	152	126
Less than once wk	4	198	139	122	200	161	137	220	167	155
Never	5	171	142	144	191	177	174	269	227	222
Don't know	8	0	0	0	0	0	0	0	0	0
No answer	9	0	0	0	0	0	1	0	0	0
Not applicable	0	689	997	1160	694	997	1174	614	964	1142

125. On the average day, about how many hours do you personally watch television?

[VAR: TVHOURS]

<u>RESPONSE</u>	<u>PUNCH</u>	<u>YEAR</u>								
		<u>2006-1</u>	<u>2006-2</u>	<u>2006-3</u>	<u>2008-1</u>	<u>2008-2</u>	<u>2008-3</u>	<u>2010-1</u>	<u>2010-2</u>	<u>2010-3</u>
0	0	50	48	49	87	67	57	103	80	67
1	1	276	215	162	273	198	184	277	225	200
2	2	388	298	220	354	265	209	373	291	228
3	3	206	164	172	215	197	118	258	178	157
4	4	154	131	106	184	137	123	150	137	98
5	5	85	54	44	63	52	47	105	53	46
6	6	70	38	35	59	43	44	64	39	42
7	7	19	6	3	10	4	10	23	10	11
8	8	26	18	24	35	32	24	29	25	25
9	9	3	2	1	3	3	2	4	4	3
10	10	16	11	7	18	9	7	7	17	11
11	11	0	0	1	1	0	0	1	1	1
12	12	7	11	7	9	7	9	12	8	6
13	13	1	0	0	0	0	0	3	1	1
14	14	3	3	1	2	0	1	5	0	0
15	15	2	2	0	2	2	1	1	1	2
16	16	0	0	0	2	1	2	1	2	1
17	17	0	0	0	1	1	1	0	1	0
18	18	2	0	1	1	1	0	2	3	1
19	19	0	0	1	0	0	0	0	0	0
20	20	0	0	0	1	1	3	2	2	2
21	21	0	0	0	0	0	0	1	0	0
22	22	0	0	0	0	0	0	0	0	0
23	23	0	0	0	0	0	0	1	0	0
24	24	1	0	3	4	2	0	4	1	0
Don't know	98	0	2	3	5	4	6	2	1	0
No answer	99	2	0	0	0	0	1	2	0	0
Not applicable	-1	689	997	1160	694	997	1174	614	964	1142

126. Thank you very much for your time and help. Do you have a telephone?
 May I have your name and (one of your) telephone number(s) just in case I have left something out in this interview?
 ENTER NAME AND PHONE NUMBER. IF NO PHONE OR REFUSED, CIRCLE APPROPRIATE CODE NUMBER.

[VAR: PHONE]

<u>RESPONSE</u>	<u>PUNCH</u>	<u>YEAR</u>								
		<u>2006-1</u>	<u>2006-2</u>	<u>2006-3</u>	<u>2008-1</u>	<u>2008-2</u>	<u>2008-3</u>	<u>2010-1</u>	<u>2010-2</u>	<u>2010-3</u>
No phone	1	12	6	6	52	12	3	19	5	2
Refused	2	97	18	27	157	16	19	71	10	8
Phone in home	3	1667	1159	831	1556	995	717	1172	842	635
Phone elsewhere	4	39	60	73	26	77	51	93	62	35
Phone, dk where	5	0	0	0	0	0	0	0	0	0
Cellphone	6	182	293	339	221	479	505	687	632	624
No answer	9	3	0	0	11	2	0	2	0	0
Not applicable	0	0	464	724	0	442	728	0	493	740

REMARKS: In 2008+, cell phone information was asked for. If planning to perform trend analysis with this variable, please consult GSS Methodological Report No. 56.

127. In general, what was the respondent's attitude toward the interview?

[VAR: COOP]

<u>RESPONSE</u>	<u>PUNCH</u>	<u>YEAR</u>								
		<u>2006-1</u>	<u>2006-2</u>	<u>2006-3</u>	<u>2008-1</u>	<u>2008-2</u>	<u>2008-3</u>	<u>2010-1</u>	<u>2010-2</u>	<u>2010-3</u>
Friendly, interested	1	1620	1256	1060	1613	1286	1041	1600	1246	1075
Cooperative	2	289	225	185	330	231	207	340	252	194
Restless, impatient	3	82	49	28	73	57	39	86	49	32
Hostile	4	5	2	1	4	1	3	6	1	2
Don't know	8	0	0	1	0	2	1	4	2	1
No answer	9	4	4	1	3	4	4	8	1	0
Not applicable	0	0	464	724	0	442	728	0	493	740

REMARKS: If planning to perform trend analysis with this variable, please consult GSS Methodological Report No. 56.

128. Was respondent's understanding of the questions . . . (CODE ONE.)

[VAR: COMPREND]

<u>RESPONSE</u>	<u>PUNCH</u>	<u>YEAR</u>								
		<u>2006-1</u>	<u>2006-2</u>	<u>2006-3</u>	<u>2008-1</u>	<u>2008-2</u>	<u>2008-3</u>	<u>2010-1</u>	<u>2010-2</u>	<u>2010-3</u>
Good	1	1736	1316	1090	1674	1290	1065	1633	1313	1128
Fair	2	226	192	153	286	231	191	341	204	154
Poor	3	34	25	29	60	54	34	57	31	21
Don't know	8	0	0	3	0	2	2	4	2	1
No answer	9	4	3	1	3	4	3	9	1	0
Not applicable	0	0	464	724	0	442	728	0	493	740

129. A split ballot was used in the 1973, 1974, 1976, 1978, 1980, and 1982+. The variant or "Y" wording appear on Form 2; the "Z" wordings appear on Form 3; and the standard GSS wordings appear on Form 1. See Appendix P for what variables were on what form. See RELIGSP-FEELREL for use of weight variable. See Appendix T, GSS Methodological Report No. 36. See also MARELKID and PARELKID.

[VAR: FORM]

<u>RESPONSE</u>	<u>PUNCH</u>	<u>YEAR</u>								
		<u>2006-1</u>	<u>2006-2</u>	<u>2006-3</u>	<u>2008-1</u>	<u>2008-2</u>	<u>2008-3</u>	<u>2010-1</u>	<u>2010-2</u>	<u>2010-3</u>
Standard (Form 1)	1	994	774	634	1004	770	620	1014	767	644
Variant (Form 2)	2	1006	761	640	1019	810	674	1030	784	660
Variant (Form 3)	3	0	0	0	0	0	0	0	0	0
Not applicable	0	0	465	726	0	443	729	0	493	740

130. Now I'm going to read several more statements. As I read each one, please tell me whether you strongly agree, agree, disagree, or strongly disagree with it. For example, here is the statement:

A. A working mother can establish just as warm and secure a relationship with her children as a mother who does not work.

[VAR: FECHLD]

<u>RESPONSE</u>	<u>PUNCH</u>	<u>YEAR</u>								
		<u>2006-1</u>	<u>2006-2</u>	<u>2006-3</u>	<u>2008-1</u>	<u>2008-2</u>	<u>2008-3</u>	<u>2010-1</u>	<u>2010-2</u>	<u>2010-3</u>
Strongly agree	1	329	259	214	354	245	213	425	271	260
Agree	2	547	404	383	600	476	408	648	519	415
Disagree	3	346	282	190	293	249	186	285	248	187
Strongly disagree	4	75	49	46	73	52	35	66	37	37
Don't know	8	14	9	7	7	4	6	5	4	3
No answer	9	0	0	0	2	0	1	1	1	0
Not applicable	0	689	997	1160	694	997	1174	614	964	1142

B. A preschool child is likely to suffer if his or her mother works.

[VAR: FEPRESCH]

<u>RESPONSE</u>	<u>PUNCH</u>	<u>YEAR</u>								
		<u>2006-1</u>	<u>2006-2</u>	<u>2006-3</u>	<u>2008-1</u>	<u>2008-2</u>	<u>2008-3</u>	<u>2010-1</u>	<u>2010-2</u>	<u>2010-3</u>
Strongly agree	1	113	66	45	104	55	32	87	42	33
Agree	2	397	292	250	370	298	232	407	289	214
Disagree	3	635	507	423	665	517	460	718	584	489
Strongly disagree	4	147	124	110	169	148	116	201	151	157
Don't know	8	19	14	10	19	8	7	14	13	9
No answer	9	0	0	2	2	0	2	3	1	0
Not applicable	0	689	997	1160	694	997	1174	614	964	1142

C. It is much better for everyone involved if the man is the achiever outside the home and the woman takes care of the home and family.

[VAR: FEFAM]

<u>RESPONSE</u>	<u>PUNCH</u>	<u>YEAR</u>								
		<u>2006-1</u>	<u>2006-2</u>	<u>2006-3</u>	<u>2008-1</u>	<u>2008-2</u>	<u>2008-3</u>	<u>2010-1</u>	<u>2010-2</u>	<u>2010-3</u>
Strongly agree	1	108	77	61	122	59	36	107	60	42
Agree	2	358	264	234	359	271	236	404	281	200
Disagree	3	591	462	377	587	502	411	610	539	463
Strongly disagree	4	236	192	158	240	184	157	297	194	187
Don't know	8	17	8	10	19	10	5	8	5	10
No answer	9	1	0	0	2	0	4	4	1	0
Not applicable	0	689	997	1160	694	997	1174	614	964	1142

D. Family life often suffers because men concentrate too much on their work.

[VAR: MEOVRWRK]

<u>RESPONSE</u>	<u>PUNCH</u>	<u>YEAR</u>								
		<u>2006-1</u>	<u>2006-2</u>	<u>2006-3</u>	<u>2008-1</u>	<u>2008-2</u>	<u>2008-3</u>	<u>2010-1</u>	<u>2010-2</u>	<u>2010-3</u>
Strongly agree	1	130	98	70	143	89	55	122	83	52
Agree	2	615	473	411	653	498	424	662	485	425
Neither agree nor disagree	3	207	126	101	161	116	95	192	146	118
Disagree	4	320	272	224	310	284	248	388	321	268
Strongly disagree	5	30	30	27	50	34	25	57	36	34
Can't choose	8	8	4	7	12	4	0	6	8	4
No answer	9	1	0	0	0	1	2	3	1	1
Not applicable	0	689	997	1160	694	997	1174	614	964	1142

131. On the average African-Americans have worse jobs, income, and house than white people. Do you think these differences are...

A. Mainly due to discrimination?

[VAR: RACDIF1]

<u>RESPONSE</u>	<u>PUNCH</u>	<u>YEAR</u>								
		<u>2006-1</u>	<u>2006-2</u>	<u>2006-3</u>	<u>2008-1</u>	<u>2008-2</u>	<u>2008-3</u>	<u>2010-1</u>	<u>2010-2</u>	<u>2010-3</u>
Yes	1	449	315	240	466	339	276	525	346	280
No	2	802	644	570	808	652	547	841	687	590
Don't know	8	55	42	29	51	34	24	55	41	31
No answer	9	5	2	1	4	1	2	9	6	1
Not applicable	0	689	997	1160	694	997	1174	614	964	1142

B. Because most African-Americans have less in-born ability to learn?

[VAR: RACDIF2]

<u>RESPONSE</u>	<u>PUNCH</u>	<u>YEAR</u>								
		<u>2006-1</u>	<u>2006-2</u>	<u>2006-3</u>	<u>2008-1</u>	<u>2008-2</u>	<u>2008-3</u>	<u>2010-1</u>	<u>2010-2</u>	<u>2010-3</u>
Yes	1	116	90	81	140	84	75	144	82	67
No	2	1159	890	743	1158	930	762	1248	976	823
Don't know	8	33	19	14	28	10	8	30	20	9
No answer	9	3	4	2	3	2	4	8	2	3
Not applicable	0	689	997	1160	694	997	1174	614	964	1142

C. Because most African-Americans don't have the chance for education that it takes to rise out of poverty?

[VAR: RACDIF3]

<u>RESPONSE</u>	<u>PUNCH</u>	<u>YEAR</u>								
		<u>2006-1</u>	<u>2006-2</u>	<u>2006-3</u>	<u>2008-1</u>	<u>2008-2</u>	<u>2008-3</u>	<u>2010-1</u>	<u>2010-2</u>	<u>2010-3</u>
Yes	1	594	440	360	600	449	353	664	448	399
No	2	677	539	463	693	552	484	723	601	482
Don't know	8	37	22	16	33	24	10	35	30	20
No answer	9	3	2	1	3	1	2	8	1	1
Not applicable	0	689	997	1160	694	997	1174	614	964	1142

D. Because most African-Americans just don't have the motivation or will power to pull themselves up out of poverty?

[VAR: RACDIF4]

<u>RESPONSE</u>	<u>PUNCH</u>	<u>YEAR</u>								
		<u>2006-1</u>	<u>2006-2</u>	<u>2006-3</u>	<u>2008-1</u>	<u>2008-2</u>	<u>2008-3</u>	<u>2010-1</u>	<u>2010-2</u>	<u>2010-3</u>
Yes	1	620	483	388	651	473	392	652	485	384
No	2	626	472	409	615	514	423	705	543	489
Don't know	8	60	42	42	58	36	31	61	48	24
No answer	9	5	6	1	5	3	3	12	4	5
Not applicable	0	689	997	1160	694	997	1174	614	964	1142

E. Mainly due to upbringing?

[VAR: RACDIF5]

<u>RESPONSE</u>	<u>PUNCH</u>	<u>YEAR</u>								
		<u>2006-1</u>	<u>2006-2</u>	<u>2006-3</u>	<u>2008-1</u>	<u>2008-2</u>	<u>2008-3</u>	<u>2010-1</u>	<u>2010-2</u>	<u>2010-3</u>
Yes	1	0	0	0	0	733	0	0	798	664
No	2	0	0	0	0	242	0	0	245	209
Don't know	8	0	0	0	0	49	0	0	36	26
No answer	9	0	0	0	0	2	0	0	1	3
Not applicable	0	2000	2000	2000	2023	997	2023	2044	964	1142

F. What do you think is the cause of these racial differences in jobs, income, and housing?

[VAR: RACDIFY]

<u>RESPONSE</u>	<u>PUNCH</u>	<u>YEAR</u>								
		<u>2006-1</u>	<u>2006-2</u>	<u>2006-3</u>	<u>2008-1</u>	<u>2008-2</u>	<u>2008-3</u>	<u>2010-1</u>	<u>2010-2</u>	<u>2010-3</u>
Individual Choices	1	0	0	0	0	5	0	0	0	10
Level of Education	2	0	0	0	0	4	0	0	3	3
Psychology of Victimization	3	0	0	0	0	3	0	0	0	1
Prejudice, Discrimination, Racism	4	0	0	0	0	9	0	0	5	8
Lack of motivation/effort, laziness	5	0	0	0	0	5	0	0	15	6
Rejects premise of racial disparities	6	0	0	0	0	7	0	0	7	4
Social conditions such as locality, early poverty, environment	7	0	0	0	0	7	0	0	5	3
Other	8	0	0	0	0	10	0	0	6	5
Weak families, absent parents	9	0	0	0	0	3	0	0	2	0
Don't know	98	0	0	0	0	23	0	0	26	11
No answer	99	0	0	0	0	1	0	0	3	9
Not applicable	0	2000	2000	2000	2023	1946	2023	2044	1972	2004

132. I'd like to talk with you about issues some people tell us are important. Please look at CARD BC. Some people think that the government in Washington should do everything possible to improve the standard of living of all poor Americans; they are at Point 1 on this card. Other people think it is not the government's responsibility, and that each person should take care of himself; they are at Point 5.

Where would you place yourself on this scale, or haven't you have up your mind on this?

HAND CARD BC

[VAR: HELPPPOOR]

<u>RESPONSE</u>	<u>PUNCH</u>	<u>YEAR</u>								
		<u>2006-1</u>	<u>2006-2</u>	<u>2006-3</u>	<u>2008-1</u>	<u>2008-2</u>	<u>2008-3</u>	<u>2010-1</u>	<u>2010-2</u>	<u>2010-3</u>
Government	1	245	184	135	267	176	115	226	154	134
	2	130	115	80	168	116	98	151	146	113
Agree with both	3	621	458	347	568	440	374	597	444	373
	4	173	141	129	187	157	136	198	157	129
People	5	137	103	118	143	148	120	168	129	112
Don't know	8	22	23	30	31	22	27	32	18	30
No answer	9	1	1	2	1	1	0	5	2	0
Not applicable	0	671	975	1159	658	963	1153	667	994	1153

REMARKS: Card BC contained responses for punches 1-5.
FOR HELPPPOOR - HELPBLK: IF RESPONDENT HAS NOT MADE UP HIS/HER MIND ON AN ISSUE, CODE "DON'T KNOW." THIS IS AN ACCEPTABLE RESPONSE. DO NOT PROBE.

133. Now look at CARD BD. Some people think that the government in Washington is trying to do too many things that should be left to individuals and private businesses. Others disagree and think that the government should do even more to solve our country's problems. Still others have opinions somewhere in between.

Where would you place yourself on this scale, or haven't you made up your mind on this?

HAND CARD BD

[VAR: HELPNOT]

<u>RESPONSE</u>	<u>PUNCH</u>	<u>YEAR</u>								
		<u>2006-1</u>	<u>2006-2</u>	<u>2006-3</u>	<u>2008-1</u>	<u>2008-2</u>	<u>2008-3</u>	<u>2010-1</u>	<u>2010-2</u>	<u>2010-3</u>
Government do more	1	224	157	123	226	135	116	205	147	110
	2	127	116	86	174	117	92	165	123	119
Agree with both	3	587	457	330	539	409	357	498	385	321
	4	190	123	111	175	149	131	189	164	132
Government doing too much	5	164	130	158	194	207	153	257	195	191
Don't know	8	34	41	30	53	40	18	58	32	18
No answer	9	3	1	3	4	3	3	5	4	0
Not applicable	0	671	975	1159	658	963	1153	667	994	1153

REMARKS: Card BD contained responses for punches 1-5.
 FOR HELPPOR - HELPBLK: IF RESPONDENT HAS NOT MADE UP HIS/HER MIND ON AN ISSUE, CODE "DON'T KNOW." THIS IS AN ACCEPTABLE RESPONSE. DO NOT PROBE.

134. Look at CARD BE. In general, some people think that it is the responsibility of the government in Washington to see to it that people have help in paying for doctors and hospital bills. Others think that these matters are not the responsibility of the federal government and that people should take care of these things themselves.

Where would you place yourself on this scale, or haven't you made up your mind on this?

HAND CARD BE

[VAR: HELPSICK]

<u>RESPONSE</u>	<u>PUNCH</u>	<u>YEAR</u>								
		<u>2006-1</u>	<u>2006-2</u>	<u>2006-3</u>	<u>2008-1</u>	<u>2008-2</u>	<u>2008-3</u>	<u>2010-1</u>	<u>2010-2</u>	<u>2010-3</u>
Government help	1	439	322	202	471	284	216	402	281	206
	2	246	212	144	252	181	145	224	177	172
Agree with both	3	429	315	261	384	320	280	422	341	295
	4	110	78	102	125	122	112	142	119	98
People take care	5	87	74	98	99	118	100	136	107	105
Don't know	8	18	22	33	32	33	16	45	21	15
No answer	9	0	2	1	2	2	1	6	4	0
Not applicable	0	671	975	1159	658	963	1153	667	994	1153

REMARKS: Card BE contained responses for punches 1-5.
 FOR HELPPoor - HELPBLK: IF RESPONDENT HAS NOT MADE UP HIS/HER MIND ON AN ISSUE, CODE "DON'T KNOW." THIS IS AN ACCEPTABLE RESPONSE. DO NOT PROBE.

135. Now look at CARD BF. Some people think that (Blacks/Negroes/African-Americans) have been discriminated against for so long that the government has a special obligation to help improve their living standards. Others believe that the government should not be giving special treatment to (Blacks/Negroes/African-Americans).

Where would you place yourself on this scale, or haven't you made up your mind on this?

HAND CARD BF

[VAR: HELPBLK]

<u>RESPONSE</u>	<u>PUNCH</u>	<u>YEAR</u>								
		<u>2006-1</u>	<u>2006-2</u>	<u>2006-3</u>	<u>2008-1</u>	<u>2008-2</u>	<u>2008-3</u>	<u>2010-1</u>	<u>2010-2</u>	<u>2010-3</u>
Government help	1	145	93	69	125	77	63	124	85	64
	2	91	88	53	107	82	61	115	80	97
Agree with both	3	440	337	261	440	349	267	405	323	257
	4	238	196	163	253	192	184	266	192	182
No special treatment	5	386	275	257	383	325	271	412	335	269
Don't know	8	26	34	33	50	32	22	49	28	18
No answer	9	3	2	5	7	3	2	6	7	4
Not applicable	0	671	975	1159	658	963	1153	667	994	1153

REMARKS: Card BF contained responses to punches 1-5.
 FOR HELPPOR - HELPBLK: IF RESPONDENT HAS NOT MADE UP HIS/HER MIND ON AN ISSUE, CODE "DON'T KNOW." THIS IS AN ACCEPTABLE RESPONSE. DO NOT PROBE.

**Topical Module: RELIGION
(GOD-RELNEG)**

136. Please look at this card and tell me which statement comes closest to expressing what you believe about God

HAND CARD BO

- I don't believe in God.....1
- I don't know whether there is a God and I don't believe there is any way to find out.....2
- I don't believe in a personal God but I do believe in a Higher Power of some kind.....3
- I find myself believing in God some of the time, but not at others.....4
- While I have doubts, I feel that I do believe in God.....5
- I know God really exists and I have no doubts about it.....6

[VAR: GOD]

<u>RESPONSE</u>	<u>PUNCH</u>	<u>YEAR</u>								
		<u>2006-1</u>	<u>2006-2</u>	<u>2006-3</u>	<u>2008-1</u>	<u>2008-2</u>	<u>2008-3</u>	<u>2010-1</u>	<u>2010-2</u>	<u>2010-3</u>
Don't believe	1	41	42	35	60	54	54	66	57	53
No way to find out	2	97	66	68	95	72	76	123	86	84
Some higher power	3	184	158	128	204	163	134	216	172	151
Believe sometimes	4	85	73	57	76	68	49	93	67	49
Believe but doubts	5	310	270	185	330	253	214	344	278	215
Know God exists	6	1267	920	791	1240	956	763	1181	882	743
Don't know	8	7	2	6	9	11	2	14	3	3
No answer	9	9	5	6	9	4	3	7	6	6
Not applicable	0	0	464	724	0	442	728	0	493	740

137. Would you say you have been "born again" or have had a "born again" experience -- that is, a turning point in your life when you committed yourself to Christ?

[VAR: REBORN]

<u>RESPONSE</u>	<u>PUNCH</u>	<u>YEAR</u>								
		<u>2006-1</u>	<u>2006-2</u>	<u>2006-3</u>	<u>2008-1</u>	<u>2008-2</u>	<u>2008-3</u>	<u>2010-1</u>	<u>2010-2</u>	<u>2010-3</u>
Yes	1	749	590	519	758	635	525	773	631	513
No	2	1230	927	747	1234	927	751	1241	900	777
Don't know	8	17	15	8	24	13	12	19	14	9
No answer	9	4	4	2	7	6	7	11	6	5
Not applicable	0	0	464	724	0	442	728	0	493	740

138. Have you ever tried to encourage someone to believe in Jesus Christ or accept Jesus Christ as his or her savior?

[VAR: SAVESOUL]

<u>RESPONSE</u>	<u>PUNCH</u>	<u>YEAR</u>								
		<u>2006-1</u>	<u>2006-2</u>	<u>2006-3</u>	<u>2008-1</u>	<u>2008-2</u>	<u>2008-3</u>	<u>2010-1</u>	<u>2010-2</u>	<u>2010-3</u>
Yes	1	876	687	586	912	692	572	882	665	558
No	2	1113	843	682	1099	881	718	1157	881	742
Refused	3	0	0	0	0	0	0	0	0	0
Don't know	8	5	3	5	6	3	1	0	3	1
No answer	9	6	3	3	6	5	4	5	2	3
Not applicable	0	0	464	724	0	442	728	0	493	740

139. Please tell me whether you strongly agree, agree, disagree, or strongly disagree with the following statement: I try hard to carry my religious beliefs over into all my other dealings in life?

[VAR: RELIFE]

<u>RESPONSE</u>	<u>PUNCH</u>	<u>YEAR</u>								
		<u>2006-1</u>	<u>2006-2</u>	<u>2006-3</u>	<u>2008-1</u>	<u>2008-2</u>	<u>2008-3</u>	<u>2010-1</u>	<u>2010-2</u>	<u>2010-3</u>
Strongly agree	1	579	450	369	575	436	0	557	0	0
Agree	2	809	629	556	823	665	0	827	0	0
Disagree	3	374	282	219	403	291	0	393	0	0
Strong disagree	4	204	150	115	188	167	0	226	0	0
Don't know	8	28	18	15	22	13	0	23	0	0
No answer	9	6	7	2	12	9	0	18	0	0
Not applicable	0	0	464	724	0	442	2023	0	2044	2044

140. To what extent do you consider yourself a religious person? Are you . . .

[VAR: RELPERSN]

<u>RESPONSE</u>	<u>PUNCH</u>	<u>YEAR</u>								
		<u>2006-1</u>	<u>2006-2</u>	<u>2006-3</u>	<u>2008-1</u>	<u>2008-2</u>	<u>2008-3</u>	<u>2010-1</u>	<u>2010-2</u>	<u>2010-3</u>
Very religious	1	387	297	241	374	261	231	343	273	224
Modrte religious	2	857	650	530	843	663	516	842	576	496
Slight religious	3	444	321	292	466	367	287	470	368	291
Not religious	4	296	250	203	317	271	252	375	328	283
Don't know	8	9	11	6	11	9	4	6	1	5
No answer	9	7	7	4	12	10	5	8	5	5
Not applicable	0	0	464	724	0	442	728	0	493	740

141. To what extent do you consider yourself a spiritual person? Are you . . .

[VAR: SPRTPRSN]

<u>RESPONSE</u>	<u>PUNCH</u>	<u>YEAR</u>								
		<u>2006-1</u>	<u>2006-2</u>	<u>2006-3</u>	<u>2008-1</u>	<u>2008-2</u>	<u>2008-3</u>	<u>2010-1</u>	<u>2010-2</u>	<u>2010-3</u>
Very spiritual	1	583	438	362	549	416	379	583	458	362
Moderate spiritual	2	819	627	535	817	634	508	787	571	505
Slight spiritual	3	405	317	267	429	361	264	433	336	272
Not spiritual	4	169	130	99	196	151	130	219	167	147
Don't know	8	18	19	10	22	13	8	15	15	12
No answer	9	6	5	3	10	6	6	7	4	6
Not applicable	0	0	464	724	0	442	728	0	493	740

142. How often do you take part in the activities and organizations of a church or place of worship other than attending services?

[VAR: RELACTIV]

<u>RESPONSE</u>	<u>PUNCH</u>	<u>YEAR</u>								
		<u>2006-1</u>	<u>2006-2</u>	<u>2006-3</u>	<u>2008-1</u>	<u>2008-2</u>	<u>2008-3</u>	<u>2010-1</u>	<u>2010-2</u>	<u>2010-3</u>
Never	1	866	621	492	861	652	590	864	701	585
Less than once a year	2	157	120	89	148	125	101	164	116	81
About once or twice a year	3	261	211	194	300	217	137	292	211	189
Several times a year	4	200	182	150	270	186	165	238	158	130
About once a month	5	149	89	87	105	102	74	120	107	86
2-3 times a month	6	112	112	86	108	109	79	140	80	74
Nearly every week	7	59	33	31	43	43	33	50	39	44
Every week	8	159	141	126	143	121	93	137	122	95
Several times a week	9	14	14	12	13	12	12	21	11	10
Once a day	10	12	7	5	15	6	5	5	6	4
Several times a day	11	0	0	0	0	0	0	0	0	0
Don't know	98	4	2	1	7	3	2	6	0	1
No answer	99	7	4	3	10	5	4	7	0	5
Not applicable	0	0	464	724	0	442	728	0	493	740

143. Did you ever have a religious or spiritual experience that changed your life?

[VAR: RELEXP]

<u>RESPONSE</u>	<u>PUNCH</u>	<u>YEAR</u>								
		<u>2006-1</u>	<u>2006-2</u>	<u>2006-3</u>	<u>2008-1</u>	<u>2008-2</u>	<u>2008-3</u>	<u>2010-1</u>	<u>2010-2</u>	<u>2010-3</u>
Yes	1	846	666	570	869	669	0	836	0	0
No	2	1138	860	700	1135	896	0	1188	0	0
Don't know	8	12	8	4	12	13	0	11	0	0
No answer	9	4	2	2	7	3	0	9	0	0
Not applicable	0	0	464	724	0	442	2023	0	2044	2044

144. Has there ever been a turning point in your life when you made a new and personal commitment to religion?

[VAR: RELEXP]

<u>RESPONSE</u>	<u>PUNCH</u>	<u>YEAR</u>								
		<u>2006-1</u>	<u>2006-2</u>	<u>2006-3</u>	<u>2008-1</u>	<u>2008-2</u>	<u>2008-3</u>	<u>2010-1</u>	<u>2010-2</u>	<u>2010-3</u>
Yes	1	905	704	566	860	704	0	847	0	0
No	2	1084	820	701	1141	867	0	1184	0	0
Don't know	8	7	9	8	16	7	0	4	0	0
No answer	9	4	3	1	6	3	0	9	0	0
Not applicable	0	0	464	724	0	442	2023	0	2044	2044

146. Please consider the following statements and tell me whether you agree strongly, agree somewhat, disagree somewhat, or disagree strongly with each statement:

A. Those who violate God's rules must be punished.

[VAR: PUNSIN]

<u>RESPONSE</u>	<u>PUNCH</u>	<u>YEAR</u>								
		<u>2006-1</u>	<u>2006-2</u>	<u>2006-3</u>	<u>2008-1</u>	<u>2008-2</u>	<u>2008-3</u>	<u>2010-1</u>	<u>2010-2</u>	<u>2010-3</u>
Agree strongly	1	296	225	187	299	230	0	296	0	0
Agree somewhat	2	554	427	355	559	433	0	515	0	0
Disagree somewhat	3	586	436	380	566	444	0	590	0	0
Disagree strongly	4	447	353	282	457	388	0	521	0	0
Don't know	8	100	70	54	105	59	0	84	0	0
No answer	9	17	25	18	37	27	0	38	0	0
Not applicable	0	0	464	724	0	442	2023	0	2044	2044

B. Right and wrong are not usually a simple matter of black and white; there are many shades of grey.

[VAR: BLKWHITE]

<u>RESPONSE</u>	<u>PUNCH</u>	<u>YEAR</u>								
		<u>2006-1</u>	<u>2006-2</u>	<u>2006-3</u>	<u>2008-1</u>	<u>2008-2</u>	<u>2008-3</u>	<u>2010-1</u>	<u>2010-2</u>	<u>2010-3</u>
Agree strongly	1	861	677	555	896	720	0	890	0	0
Agree somewhat	2	777	578	493	725	555	0	800	0	0
Disagree somewhat	3	188	124	96	190	149	0	163	0	0
Disagree strongly	4	136	132	111	152	121	0	140	0	0
Don't know	8	34	24	16	53	29	0	45	0	0
No answer	9	4	1	5	7	7	0	6	0	0
Not applicable	0	0	464	724	0	442	2023	0	2044	2044

C. Immoral actions by one person can corrupt society in general.

[VAR: ROTAPPLE]

<u>RESPONSE</u>	<u>PUNCH</u>	<u>YEAR</u>								
		<u>2006-1</u>	<u>2006-2</u>	<u>2006-3</u>	<u>2008-1</u>	<u>2008-2</u>	<u>2008-3</u>	<u>2010-1</u>	<u>2010-2</u>	<u>2010-3</u>
Agree strongly	1	521	392	298	512	368	0	491	0	0
Agree somewhat	2	686	564	511	776	613	0	810	0	0
Disagree somewhat	3	505	330	251	439	366	0	459	0	0
Disagree strongly	4	252	223	181	240	199	0	245	0	0
Don't know	8	33	26	33	50	29	0	35	0	0
No answer	9	3	1	2	6	6	0	4	0	0
Not applicable	0	0	464	724	0	442	2023	0	2044	2044

D. Morality is a personal matter and society should not force everyone to follow one standard.

[VAR: PERMORAL]

<u>RESPONSE</u>	<u>PUNCH</u>	<u>YEAR</u>								
		<u>2006-1</u>	<u>2006-2</u>	<u>2006-3</u>	<u>2008-1</u>	<u>2008-2</u>	<u>2008-3</u>	<u>2010-1</u>	<u>2010-2</u>	<u>2010-3</u>
Agree strongly	1	682	535	395	724	529	0	707	0	0
Agree somewhat	2	790	558	542	785	635	0	796	0	0
Disagree somewhat	3	338	278	197	301	258	0	332	0	0
Disagree strongly	4	138	123	110	159	117	0	146	0	0
Don't know	8	45	34	30	44	36	0	52	0	0
No answer	9	7	8	2	10	6	0	11	0	0
Not applicable	0	0	464	724	0	442	2023	0	2044	2044

147 Has there ever been a turning point in your life when you became less committed to religion?

[VAR: RELNEG]

<u>RESPONSE</u>	<u>PUNCH</u>	<u>YEAR</u>								
		<u>2006-1</u>	<u>2006-2</u>	<u>2006-3</u>	<u>2008-1</u>	<u>2008-2</u>	<u>2008-3</u>	<u>2010-1</u>	<u>2010-2</u>	<u>2010-3</u>
Yes	1	395	586	457	767	594	0	751	0	0
No	2	603	940	810	1241	974	0	1275	0	0
Don't know	8	6	8	7	9	8	0	11	0	0
No answer	9	3	2	2	6	5	0	7	0	0
Not applicable	0	993	464	724	0	442	2023	0	2044	2044

**Topical Module: Intergroup Relations
(WLTHWHTS-DISCAFF)**

148. A. Now I have some questions about different groups in our society. I'm going to show you a seven-point scale on which the characteristics of people in a group can be rated. In the first statement a score of 1 means that you think almost all of the people in that group are "rich." A score of 7 means that you think almost everyone in the group are "poor." A score of 4 means you think that the group is not towards one end or another, and of course you may choose any number in between that comes closest to where you think people in the group stand.

HAND CARD A15

1. Where would you rate whites in general on this scale?

[VAR: WLTHWHTS]

<u>RESPONSE</u>	<u>PUNCH</u>	<u>YEAR</u>								
		<u>2006-1</u>	<u>2006-2</u>	<u>2006-3</u>	<u>2008-1</u>	<u>2008-2</u>	<u>2008-3</u>	<u>2010-1</u>	<u>2010-2</u>	<u>2010-3</u>
Rich	1	70	39	34	71	44	30	73	52	48
2	2	138	76	61	87	77	78	123	97	82
3	3	372	271	220	353	276	205	361	284	240
4	4	575	520	448	662	525	434	700	543	448
5	5	101	67	56	105	67	74	115	79	65
6	6	15	4	3	11	18	12	13	14	8
Poor	7	5	8	3	9	7	3	5	2	2
Don't know	8	28	15	11	25	12	9	30	8	6
No answer	9	7	3	4	6	0	4	10	1	3
Not applicable	0	689	997	1160	694	997	1174	614	964	1142

2. Blacks?

[VAR: WLTHBLKS]

<u>RESPONSE</u>	<u>PUNCH</u>	<u>YEAR</u>								
		<u>2006-1</u>	<u>2006-2</u>	<u>2006-3</u>	<u>2008-1</u>	<u>2008-2</u>	<u>2008-3</u>	<u>2010-1</u>	<u>2010-2</u>	<u>2010-3</u>
Rich	1	5	2	2	2	2	1	9	3	1
2	2	14	8	14	27	19	14	16	13	14
3	3	78	66	50	83	53	60	88	76	52
4	4	330	291	242	362	280	231	423	284	258
5	5	531	392	331	543	440	336	549	441	371
6	6	255	181	153	223	185	159	240	199	149
Poor	7	59	45	29	54	34	34	59	53	43
Don't know	8	32	15	14	28	13	10	35	10	10
No answer	9	7	3	5	7	0	4	11	1	4
Not applicable	0	689	997	1160	694	997	1174	614	964	1142

3. Hispanics?

[VAR: WLTHHSPS]

<u>RESPONSE</u>	<u>PUNCH</u>									
		<u>2006-1</u>	<u>2006-2</u>	<u>2006-3</u>	<u>2008-1</u>	<u>2008-2</u>	<u>2008-3</u>	<u>2010-1</u>	<u>2010-2</u>	<u>2010-3</u>
1 - Rich	1	0	0	0	0	5	0	0	4	0
2	2	0	0	0	0	21	0	0	20	0
3	3	0	0	0	0	67	0	0	83	0
4	4	0	0	0	0	255	0	0	247	0
5	5	0	0	0	0	377	0	0	416	0
6	6	0	0	0	0	216	0	0	225	0
7 - Poor	7	0	0	0	0	49	0	0	47	0
Don't know	8	0	0	0	0	36	0	0	35	0
No answer	9	0	0	0	0	0	0	0	3	0
Not applicable	0	2000	2000	2000	2023	997	2023	2044	964	2044

REMARKS: Hand Card A15 contained responses 1 through 7.

B. The second set of characteristics asks if people in the group tend to be hard-working or if they tend to be lazy.

HAND CARD A15

1. Where would you rate whites in general on this scale?

[VAR: WORKWHTS]

<u>RESPONSE</u>	<u>PUNCH</u>	<u>YEAR</u>								
		<u>2006-1</u>	<u>2006-2</u>	<u>2006-3</u>	<u>2008-1</u>	<u>2008-2</u>	<u>2008-3</u>	<u>2010-1</u>	<u>2010-2</u>	<u>2010-3</u>
Hardworking	1	71	47	44	91	60	31	73	64	46
2	2	136	111	70	122	112	88	127	110	104
3	3	320	195	185	279	217	171	320	254	194
4	4	579	514	432	613	476	422	677	501	447
5	5	121	89	59	129	96	89	134	104	77
6	6	29	22	19	30	34	18	38	21	14
Lazy	7	12	10	11	16	13	11	16	8	10
Don't know	8	33	11	14	32	17	12	33	11	6
No answer	9	10	4	6	17	1	7	12	7	4
Not applicable	0	689	997	1160	694	997	1174	614	964	1142

2. Blacks?

[VAR: WORKBLKS]

<u>RESPONSE</u>	<u>PUNCH</u>	<u>YEAR</u>								
		<u>2006-1</u>	<u>2006-2</u>	<u>2006-3</u>	<u>2008-1</u>	<u>2008-2</u>	<u>2008-3</u>	<u>2010-1</u>	<u>2010-2</u>	<u>2010-3</u>
Hardworking	1	39	29	18	27	27	11	53	30	27
2	2	46	37	29	55	42	33	61	46	46
3	3	141	104	100	151	122	96	173	118	106
4	4	617	511	410	608	470	427	667	523	455
5	5	269	200	176	275	226	175	269	215	169
6	6	113	76	63	112	76	61	118	99	68
Lazy	7	43	28	24	44	37	29	40	26	17
Don't know	8	33	13	14	38	24	9	34	14	10
No answer	9	10	5	6	19	2	8	15	9	4
Not applicable	0	689	997	1160	694	997	1174	614	964	1142

3. Hispanic Americans?

[VAR: WORKHSPS]

<u>RESPONSE</u>	<u>PUNCH</u>	<u>YEAR</u>								
		<u>2006-1</u>	<u>2006-2</u>	<u>2006-3</u>	<u>2008-1</u>	<u>2008-2</u>	<u>2008-3</u>	<u>2010-1</u>	<u>2010-2</u>	<u>2010-3</u>
1 - Hard-working	1	0	0	0	0	97	0	0	113	0
2	2	0	0	0	0	142	0	0	154	0
3	3	0	0	0	0	242	0	0	225	0
4	4	0	0	0	0	360	0	0	405	0
5	5	0	0	0	0	107	0	0	108	0
6	6	0	0	0	0	26	0	0	32	0
7 - Lazy	7	0	0	0	0	16	0	0	10	0
Don't know	8	0	0	0	0	34	0	0	25	0
No answer	9	0	0	0	0	2	0	0	8	0
Not applicable	0	2000	2000	2000	2023	997	2023	2044	964	2044

REMARKS: Hand Card A15 contained responses 1 through 7.

C. Do people in these groups tend to be unintelligent or tend to be intelligent?

HAND CARD A15

1. Where would you rate whites in general on this scale?

[VAR: INTLWHTS]

<u>RESPONSE</u>	<u>PUNCH</u>	<u>YEAR</u>								
		<u>2006-1</u>	<u>2006-2</u>	<u>2006-3</u>	<u>2008-1</u>	<u>2008-2</u>	<u>2008-3</u>	<u>2010-1</u>	<u>2010-2</u>	<u>2010-3</u>
Unintelligent	1	6	6	3	9	11	5	10	5	9
2	2	21	15	13	24	27	9	40	25	16
3	3	76	61	46	100	68	39	74	54	48
4	4	572	494	414	603	405	424	652	438	394
5	5	305	223	193	276	253	181	326	266	213
6	6	195	120	102	169	147	127	184	166	139
Intelligent	7	95	61	51	94	90	43	95	100	66
Don't know	8	32	17	14	33	19	12	33	17	10
No answer	9	9	6	4	21	6	9	16	9	7
Not applicable	0	689	997	1160	694	997	1174	614	964	1142

2. Blacks?

[VAR: INTLBLKS]

<u>RESPONSE</u>	<u>PUNCH</u>	<u>YEAR</u>								
		<u>2006-1</u>	<u>2006-2</u>	<u>2006-3</u>	<u>2008-1</u>	<u>2008-2</u>	<u>2008-3</u>	<u>2010-1</u>	<u>2010-2</u>	<u>2010-3</u>
Unintelligent	1	11	8	8	13	9	8	10	7	6
2	2	31	27	17	27	21	17	37	22	21
3	3	149	97	87	147	116	84	143	114	90
4	4	678	553	469	699	514	474	775	562	483
5	5	249	193	159	245	214	146	262	224	183
6	6	104	68	47	94	77	70	89	70	58
Intelligent	7	46	34	32	47	49	29	58	50	40
Don't know	8	34	17	17	33	20	12	41	20	14
No answer	9	9	6	4	24	6	9	15	11	7
Not applicable	0	689	997	1160	694	997	1174	614	964	1142

3. Hispanic Americans?

[VAR: INTLHSPS]

<u>RESPONSE</u>	<u>PUNCH</u>									
		<u>2006-1</u>	<u>2006-2</u>	<u>2006-3</u>	<u>2008-1</u>	<u>2008-2</u>	<u>2008-3</u>	<u>2010-1</u>	<u>2010-2</u>	<u>2010-3</u>
1 - Unintelligent	1	0	0	0	0	11	0	0	6	0
2	2	0	0	0	0	33	0	0	42	0
3	3	0	0	0	0	133	0	0	118	0
4	4	0	0	0	0	493	0	0	555	0
5	5	0	0	0	0	192	0	0	204	0
6	6	0	0	0	0	69	0	0	67	0
7 - Intelligent	7	0	0	0	0	52	0	0	44	0
Don't know	8	0	0	0	0	37	0	0	33	0
No answer	9	0	0	0	0	6	0	0	11	0
Not applicable	0	2000	2000	2000	2023	997	2023	2044	964	2044

REMARKS: Hand Card A15 contained responses 1 through 7.

149. Now I'm going to ask you about different types of contact with various groups of people. In each situation would you please tell me whether you would be very much in favor of it happening, somewhat in favor, neither in favor nor opposed to it happening, somewhat opposed, or very much opposed to it happening?

A. Living in a neighborhood where half of your neighbors were blacks?

[VAR: LIVEBLKS]

<u>RESPONSE</u>	<u>PUNCH</u>	<u>YEAR</u>								
		<u>2006-1</u>	<u>2006-2</u>	<u>2006-3</u>	<u>2008-1</u>	<u>2008-2</u>	<u>2008-3</u>	<u>2010-1</u>	<u>2010-2</u>	<u>2010-3</u>
Strongly favor	1	126	76	88	137	103	76	148	105	96
Favor	2	216	187	141	241	229	159	270	228	170
Neither favor nor oppose	3	675	510	433	675	460	413	723	513	445
Oppose	4	199	160	129	180	152	143	198	168	130
Strongly oppose	5	82	62	43	78	69	54	78	59	56
Don't know	8	9	4	5	15	10	2	7	4	5
No answer	9	4	4	1	3	3	2	6	3	0
Not applicable	0	689	997	1160	694	997	1174	614	964	1142

B. Living in a neighborhood where half of your neighbors were whites?

[VAR: LIVEWHTS]

<u>RESPONSE</u>	<u>PUNCH</u>	<u>YEAR</u>								
		<u>2006-1</u>	<u>2006-2</u>	<u>2006-3</u>	<u>2008-1</u>	<u>2008-2</u>	<u>2008-3</u>	<u>2010-1</u>	<u>2010-2</u>	<u>2010-3</u>
Strongly favor	1	284	208	193	258	248	166	308	242	206
Favor	2	298	248	184	310	248	220	354	287	205
Neither favor nor oppose	3	636	479	405	661	443	401	686	489	435
Oppose	4	63	46	44	61	51	40	47	43	38
Strongly oppose	5	15	13	7	23	21	15	16	12	12
Don't know	8	12	5	4	13	12	3	13	4	6
No answer	9	3	4	3	3	3	4	6	3	0
Not applicable	0	689	997	1160	694	997	1174	614	964	1142

150. What about having a close relative marry a black person? Would you be very in favor of it happening, somewhat in favor, neither in favor nor opposed to it happening, somewhat opposed, or very opposed to it happening?

A. A black person?

[VAR: MARBLK]

<u>RESPONSE</u>	<u>PUNCH</u>	<u>YEAR</u>								
		<u>2006-1</u>	<u>2006-2</u>	<u>2006-3</u>	<u>2008-1</u>	<u>2008-2</u>	<u>2008-3</u>	<u>2010-1</u>	<u>2010-2</u>	<u>2010-3</u>
Strongly favor	1	218	160	144	235	190	153	293	234	174
Favor	2	178	130	114	189	150	97	189	170	144
Neither favor nor oppose	3	587	480	404	612	459	413	680	474	438
Oppose	4	158	119	95	138	113	96	136	103	82
Strongly oppose	5	159	109	78	145	103	86	123	93	59
Don't know	8	9	5	4	5	7	1	4	3	5
No answer	9	2	0	1	5	4	3	5	3	0
Not applicable	0	689	997	1160	694	997	1174	614	964	1142

B. How about having a close relative or family member marry an Asian American person?

[VAR: MARASIAN]

<u>RESPONSE</u>	<u>PUNCH</u>	<u>YEAR</u>								
		<u>2006-1</u>	<u>2006-2</u>	<u>2006-3</u>	<u>2008-1</u>	<u>2008-2</u>	<u>2008-3</u>	<u>2010-1</u>	<u>2010-2</u>	<u>2010-3</u>
Strongly favor	1	193	155	134	229	180	158	263	221	160
Favor	2	225	159	141	213	178	129	234	212	174
Neither favor nor oppose	3	656	547	444	673	499	436	743	504	466
Oppose	4	150	86	83	132	102	83	123	93	70
Strongly oppose	5	78	48	31	70	56	36	58	41	28
Don't know	8	7	8	6	9	8	3	5	7	4
No answer	9	2	0	1	3	3	4	4	2	0
Not applicable	0	689	997	1160	694	997	1174	614	964	1142

C. A Hispanic American person?

[VAR: MARHISP]

<u>RESPONSE</u>	<u>PUNCH</u>	<u>YEAR</u>								
		<u>2006-1</u>	<u>2006-2</u>	<u>2006-3</u>	<u>2008-1</u>	<u>2008-2</u>	<u>2008-3</u>	<u>2010-1</u>	<u>2010-2</u>	<u>2010-3</u>
Strongly favor	1	236	168	139	250	186	164	267	216	162
Favor	2	219	151	143	209	179	120	230	211	167
Neither favor nor oppose	3	613	528	440	651	495	436	734	515	465
Oppose	4	157	96	77	129	105	79	124	82	72
Strongly oppose	5	78	53	35	80	51	46	65	48	30
Don't know	8	6	7	5	6	7	1	5	6	6
No answer	9	2	0	1	4	3	3	5	2	0
Not applicable	0	689	997	1160	694	997	1174	614	964	1142

D. What about having a close relative marry a white person? Would you be very in favor of it happening, somewhat in favor, neither in favor nor opposed to it happening, somewhat opposed, or very opposed to it happening?

[VAR: MARWHT]

<u>RESPONSE</u>	<u>PUNCH</u>	<u>YEAR</u>								
		<u>2006-1</u>	<u>2006-2</u>	<u>2006-3</u>	<u>2008-1</u>	<u>2008-2</u>	<u>2008-3</u>	<u>2010-1</u>	<u>2010-2</u>	<u>2010-3</u>
Strongly favor	1	208	169	149	544	437	342	564	464	342
Favor	2	259	207	194	191	157	116	204	172	135
Neither favor nor oppose	3	180	153	111	548	385	355	600	407	398
Oppose	4	222	168	138	25	31	19	33	20	18
Strongly oppose	5	478	336	262	15	9	13	20	16	5
Don't know	8	10	9	13	4	4	1	5	0	3
No answer	9	3	2	4	2	3	3	4	1	1
Not applicable	0	640	956	1129	694	997	1174	614	964	1142

151. Are the people who work where you work all white, mostly white, about half and half, mostly black, or all black?

[VAR: RACWORK]

<u>RESPONSE</u>	<u>PUNCH</u>	<u>YEAR</u>								
		<u>2006-1</u>	<u>2006-2</u>	<u>2006-3</u>	<u>2008-1</u>	<u>2008-2</u>	<u>2008-3</u>	<u>2010-1</u>	<u>2010-2</u>	<u>2010-3</u>
All white	1	186	148	131	168	131	86	159	140	109
Mostly white	2	374	278	212	336	248	213	358	266	235
Half white-black	3	206	163	116	229	166	146	167	138	116
Mostly black	4	37	27	22	49	41	24	37	23	20
All black	5	5	5	6	8	4	6	4	5	4
Works alone	6	0	0	0	0	0	0	0	0	0
Don't know	8	22	11	15	30	19	16	30	14	7
No answer	9	7	0	5	5	6	9	5	12	7
Not applicable	0	1163	1368	1493	1198	1408	1523	1284	1446	1546

152. What do you think the chances are these days that a white person won't get a job or promotion while an equally or less qualified black person gets one instead? Is this very likely, somewhat likely, or not very likely to happen these days?

[VAR: DISCAFF]

<u>RESPONSE</u>	<u>PUNCH</u>	<u>YEAR</u>								
		<u>2006-1</u>	<u>2006-2</u>	<u>2006-3</u>	<u>2008-1</u>	<u>2008-2</u>	<u>2008-3</u>	<u>2010-1</u>	<u>2010-2</u>	<u>2010-3</u>
Very likely	1	241	165	147	215	180	112	187	137	114
Somewhat likely	2	625	466	373	591	478	376	558	419	368
Not very likely	3	442	373	328	490	379	354	488	369	307
Don't know	8	50	38	22	51	34	24	43	39	23
No answer	9	2	2	1	5	5	5	5	8	3
Not applicable	0	640	956	1129	671	947	1152	763	1072	1229

Topical Module: Gender
(FEHIRE, FEJOBFAFF, MEOVWRK, DISCAFFM, DISCAFFW)

153. Now I'm going to read several statements. As I read each one, please tell me whether you strongly agree, agree, neither agree nor disagree, disagree, or strongly disagree. For example, here is the statement:

HAND CARD CP

Because of past discrimination, employers should make special efforts to hire and promote qualified women.

[VAR: FEHIRE]

<u>RESPONSE</u>	<u>PUNCH</u>	<u>YEAR</u>								
		<u>2006-1</u>	<u>2006-2</u>	<u>2006-3</u>	<u>2008-1</u>	<u>2008-2</u>	<u>2008-3</u>	<u>2010-1</u>	<u>2010-2</u>	<u>2010-3</u>
Strongly agree	1	116	87	67	120	82	52	127	92	71
Agree	2	306	235	209	316	263	231	342	257	234
Neither agree nor disagree	3	87	53	40	66	68	52	71	35	53
Disagree	4	121	110	87	153	98	111	126	121	73
Strongly disagree	5	21	9	18	22	22	9	30	21	12
Don't know	8	3	2	1	3	1	0	2	4	2
No answer	9	0	0	0	1	1	1	1	1	1
Not applicable	0	1346	1504	1578	1342	1488	1567	1345	1513	1598

REMARKS: Hand Card CP contained responses 1 through 5.

154. Some people say that because of past discrimination, women should be given preference in hiring and promotion. Others say that such preference in hiring and promotion of women is wrong because it discriminates against men. What about your opinion - are you for or against preferential hiring and promotion of women?

IF FOR: Do you favor preference in hiring and promotion strongly or not strongly?

IF AGAINST: Do you oppose preference in hiring and promotion strongly or not strongly?

[VAR: FEJOBFAFF]

<u>RESPONSE</u>	<u>PUNCH</u>	<u>YEAR</u>								
		<u>2006-1</u>	<u>2006-2</u>	<u>2006-3</u>	<u>2008-1</u>	<u>2008-2</u>	<u>2008-3</u>	<u>2010-1</u>	<u>2010-2</u>	<u>2010-3</u>
Strongly for	1	154	91	70	140	104	89	140	110	98
For	2	60	52	40	64	57	35	85	60	39
Against	3	186	150	123	168	138	116	186	149	148
Strongly against	4	237	198	170	238	173	140	282	210	145
Don't know	8	20	13	15	32	17	13	35	16	21
No answer	9	0	3	0	6	2	0	3	4	5
Not applicable	0	1343	1493	1582	1375	1532	1630	1313	1495	1588

155. Do you agree or disagree....Family life often suffers because men concentrate too much on their work?

[VAR: MEOVRWRK]

<u>RESPONSE</u>	<u>PUNCH</u>	<u>YEAR</u>								
		<u>2006-1</u>	<u>2006-2</u>	<u>2006-3</u>	<u>2008-1</u>	<u>2008-2</u>	<u>2008-3</u>	<u>2010-1</u>	<u>2010-2</u>	<u>2010-3</u>
Strongly agree	1	130	98	70	143	89	55	122	83	52
Agree	2	615	473	411	653	498	424	662	485	425
Neither agree nor disagree	3	207	126	101	161	116	95	192	146	118
Disagree	4	320	272	224	310	284	248	388	321	268
Strongly disagree	5	30	30	27	50	34	25	57	36	34
Can't choose	8	8	4	7	12	4	0	6	8	4
No answer	9	1	0	0	0	1	2	3	1	1
Not applicable	0	689	997	1160	694	997	1174	614	964	1142

156. A. What do you think the chances are these days that a man won't get a job or promotion while an equally or less qualified woman gets one instead? Is this very likely, somewhat likely, somewhat unlikely, or very unlikely these days?

[VAR: DISCAFFM]

<u>RESPONSE</u>	<u>PUNCH</u>	<u>YEAR</u>								
		<u>2006-1</u>	<u>2006-2</u>	<u>2006-3</u>	<u>2008-1</u>	<u>2008-2</u>	<u>2008-3</u>	<u>2010-1</u>	<u>2010-2</u>	<u>2010-3</u>
Very likely	1	72	56	46	81	55	36	79	72	41
Somewhat likely	2	236	189	170	270	215	163	282	208	169
Somewhat unlikely	3	215	158	134	192	153	132	244	181	168
Very unlikely	4	118	91	60	87	60	54	102	80	67
Don't know	8	15	13	7	17	7	6	21	8	11
No answer	9	1	0	1	1	1	2	3	0	0
Not applicable	0	1343	1493	1582	1375	1532	1630	1313	1495	1588

- B. What do you think the chances are these days that a woman won't get a job or promotion while an equally or less qualified man gets one instead? Is this very likely, somewhat likely, somewhat unlikely, or very unlikely these days?

[VAR: DISCAFFW]

<u>RESPONSE</u>	<u>PUNCH</u>	<u>YEAR</u>								
		<u>2006-1</u>	<u>2006-2</u>	<u>2006-3</u>	<u>2008-1</u>	<u>2008-2</u>	<u>2008-3</u>	<u>2010-1</u>	<u>2010-2</u>	<u>2010-3</u>
Very likely	1	148	96	83	165	101	89	170	125	96
Somewhat likely	2	289	241	217	323	287	236	312	254	220
Somewhat unlikely	3	144	109	85	135	97	78	127	102	86
Very unlikely	4	46	37	29	49	43	44	65	41	39
Don't know	8	27	13	8	9	7	8	25	9	5
No answer	9	0	0	0	0	0	1	0	0	0
Not applicable	0	1346	1504	1578	1342	1488	1567	1345	1513	1598

**Topical Module: Science, Knowledge About and Attitudes Towards
(NEWSFROM-NANOHARM, INTINTL-)**

The questions in this module were asked on ballots 2-3 and 5-6. However, a split-version format was used for some sections. HSBIO-MEDAGRSC were asked only to "Version Y", and MEDINFSC-GMMED were asked only to "Version X".

157. We are interested in how people get information about events in the news. Where do you get most of your information about current news events – newspapers, magazines, the Internet, books or other printed materials, TV, radio, government agencies, family, friends, colleagues, or some other source?

[VAR: NEWSFROM]

<u>RESPONSE</u>	<u>PUNCH</u>	<u>YEAR</u>								
		<u>2006-1</u>	<u>2006-2</u>	<u>2006-3</u>	<u>2008-1</u>	<u>2008-2</u>	<u>2008-3</u>	<u>2010-1</u>	<u>2010-2</u>	<u>2010-3</u>
Newspaper	1	301	103	31	286	46	86	45	94	100
Magazines	2	11	11	1	16	7	4	1	4	6
The Internet	3	170	111	50	310	70	217	62	192	332
Books/Other Printed Material	4	6	3	2	8	3	4	3	5	8
TV	5	605	242	110	741	122	302	144	222	372
Radio	6	92	27	17	93	21	44	19	39	54
Government Agencies	7	3	0	1	2	0	0	1	1	0
Family	8	26	7	2	21	5	8	1	5	5
Friends/Colleagues	9	21	9	3	20	4	9	7	14	10
Other (Specify)	10	9	1	1	3	0	0	0	0	3
Don't Know	98	1	2	0	2	0	0	0	1	0
No answer	99	1	0	0	3	2	1	0	2	1
Not applicable	0	754	1484	1782	518	1743	1348	1761	1465	1153

158. We are interested in how people get information about science and technology. Where do you get most of your information about science and technology (– newspapers, magazines, the Internet, books or other printed materials, TV, radio, government agencies, family, friends, colleagues, or some other source)?

[VAR: SCIFROM]

<u>RESPONSE</u>	<u>PUNCH</u>	<u>YEAR</u>								
		<u>2006-1</u>	<u>2006-2</u>	<u>2006-3</u>	<u>2008-1</u>	<u>2008-2</u>	<u>2008-3</u>	<u>2010-1</u>	<u>2010-2</u>	<u>2010-3</u>
Newspaper	1	130	56	17	161	16	51	16	49	57
Magazines	2	133	54	14	160	25	58	26	47	66
The Internet	3	271	144	68	410	88	259	90	229	416
Books/Other Printed Material	4	98	12	16	48	30	32	27	27	34
TV	5	496	199	79	617	94	234	106	168	256
Radio	6	26	12	6	29	3	12	7	16	24
Government Agencies	7	4	2	1	0	0	0	1	3	5
Family	8	22	10	3	26	6	16	1	6	10
Friends/Colleagues	9	26	11	5	20	8	8	1	24	14
Other (Specify)	10	29	8	5	12	3	0	3	2	6
Don't Know	98	10	7	4	18	5	4	5	4	3
No answer	99	1	1	0	4	2	1	0	4	0
Not applicable	0	754	1484	1782	518	1743	1348	1761	1465	1153

159. If you wanted to learn about scientific issues such as global warming or biotechnology, where would you get information (– newspapers, magazines, the Internet, books or other printed materials, TV, radio, government agencies, family, friends, colleagues, or some other source)?

[VAR: SEEKSCI]

<u>RESPONSE</u>	<u>PUNCH</u>	<u>YEAR</u>								
		<u>2006-1</u>	<u>2006-2</u>	<u>2006-3</u>	<u>2008-1</u>	<u>2008-2</u>	<u>2008-3</u>	<u>2010-1</u>	<u>2010-2</u>	<u>2010-3</u>
Newspaper	1	67	31	7	87	10	19	12	31	28
Magazines	2	77	34	9	73	9	26	12	8	31
The Internet	3	623	262	118	791	152	420	157	340	594
Books/Other Printed Material	4	118	40	27	117	31	55	40	48	72
TV	5	271	108	37	324	50	113	40	108	112
Radio	6	13	6	2	15	3	5	3	9	11
Government Agencies	7	4	1	6	6	5	9	9	5	14
Family	8	13	10	1	19	5	7	3	4	3
Friends/Colleagues	9	8	4	3	14	4	9	2	12	9
Library	10	0	13	3	17	5	1	2	0	3
Other (SPECIFY)	11	29	0	0	8	0	0	0	1	4
Don't Know	98	22	7	5	32	3	10	3	10	9
No answer	99	1	0	0	2	3	1	0	3	1
Not applicable	0	754	1484	1782	518	1743	1348	1761	1465	1153

160. I'm going to read to you some statements like those you might find in a newspaper or magazine article. For each statement, please tell me if you strongly agree, agree, disagree, or strongly disagree.

HAND CARD B1

A. Because of science and technology, there will be more opportunities for the next generation.

[VAR: NEXTGEN]

<u>RESPONSE</u>	<u>PUNCH</u>	<u>YEAR</u>								
		<u>2006-1</u>	<u>2006-2</u>	<u>2006-3</u>	<u>2008-1</u>	<u>2008-2</u>	<u>2008-3</u>	<u>2010-1</u>	<u>2010-2</u>	<u>2010-3</u>
Strongly Agree	1	501	183	101	542	135	178	222	134	309
Agree	2	618	272	194	787	240	396	397	388	512
Disagree	3	89	43	26	113	24	72	42	42	52
Strongly Disagree	4	13	4	4	18	4	10	9	1	11
Don't Know	8	24	13	5	42	7	17	17	12	7
No answer	9	1	1	0	3	3	2	4	2	0
Not applicable	0	754	1484	1670	518	1610	1348	1353	1465	1153

B. Science makes our way of life change too fast.

[VAR: TOOFAST]

<u>RESPONSE</u>	<u>PUNCH</u>	<u>YEAR</u>								
		<u>2006-1</u>	<u>2006-2</u>	<u>2006-3</u>	<u>2008-1</u>	<u>2008-2</u>	<u>2008-3</u>	<u>2010-1</u>	<u>2010-2</u>	<u>2010-3</u>
Strongly Agree	1	122	61	27	137	45	62	53	38	83
Agree	2	447	173	145	560	161	219	272	196	352
Disagree	3	547	240	130	646	166	339	291	302	373
Strongly Disagree	4	102	26	22	112	32	41	54	26	69
Don't Know	8	28	15	6	47	6	12	17	15	13
No answer	9	0	1	0	3	3	2	4	2	1
Not applicable	0	754	1484	1670	518	1610	1348	1353	1465	1153

C. Science and technology are making our lives, healthier, easier, and more comfortable.

[VAR: BETTRLFE]

<u>RESPONSE</u>	<u>PUNCH</u>	<u>YEAR</u>								
		<u>2006-1</u>	<u>2006-2</u>	<u>2006-3</u>	<u>2008-1</u>	<u>2008-2</u>	<u>2008-3</u>	<u>2010-1</u>	<u>2010-2</u>	<u>2010-3</u>
Strongly agree	1	0	0	0	0	0	0	0	0	159
Agree	2	0	0	0	0	0	0	0	0	577
Disagree	3	0	0	0	0	0	0	0	0	133
Strongly disagree	4	0	0	0	0	0	0	0	0	11
Don't know	8	0	0	0	0	0	0	0	0	10
No answer	9	0	0	0	0	0	0	0	0	1
Not applicable	0	2000	2000	2000	2023	2023	2023	2044	2044	1153

D. Even if it brings no immediate benefits, scientific research that advances the frontiers of knowledge is necessary and should be supported by the federal government.

[VAR: ADVFRONT]

<u>RESPONSE</u>	<u>PUNCH</u>	<u>YEAR</u>								
		<u>2006-1</u>	<u>2006-2</u>	<u>2006-3</u>	<u>2008-1</u>	<u>2008-2</u>	<u>2008-3</u>	<u>2010-1</u>	<u>2010-2</u>	<u>2010-3</u>
Strongly Agree	1	390	122	73	354	90	145	166	111	219
Agree	2	706	308	205	905	235	423	401	364	546
Disagree	3	99	63	41	160	58	78	77	79	99
Strongly Disagree	4	14	4	7	13	9	8	8	4	10
Don't Know	8	36	19	4	65	18	18	36	19	16
No answer	9	1	0	0	8	3	3	3	2	1
Not applicable	0	754	1484	1670	518	1610	1348	1353	1465	1153

E. The quality of science and mathematics education in American schools is inadequate.

[VAR: SCIMATH]

<u>RESPONSE</u>	<u>PUNCH</u>	<u>YEAR</u>								
		<u>2006-1</u>	<u>2006-2</u>	<u>2006-3</u>	<u>2008-1</u>	<u>2008-2</u>	<u>2008-3</u>	<u>2010-1</u>	<u>2010-2</u>	<u>2010-3</u>
Strongly agree	1	0	112	0	325	0	0	0	0	0
Agree	2	0	268	0	751	0	0	0	0	0
Disagree	3	0	91	0	312	0	0	0	0	0
Strongly disagree	4	0	10	0	22	0	0	0	0	0
Don't know	8	0	35	0	92	0	0	0	0	0
No answer	9	0	0	0	3	0	0	0	0	0
Not applicable	0	2000	1484	2000	518	2023	2023	2044	2044	2044

- F. Scientists should be allowed to do research that causes pain and injury to animals like dogs and chimpanzees if it produces new information about human health problems.

[VAR: ANSCITST]

<u>RESPONSE</u>	<u>PUNCH</u>	<u>YEAR</u>								
		<u>2006-1</u>	<u>2006-2</u>	<u>2006-3</u>	<u>2008-1</u>	<u>2008-2</u>	<u>2008-3</u>	<u>2010-1</u>	<u>2010-2</u>	<u>2010-3</u>
Strongly agree	1	0	24	0	96	0	0	0	0	0
Agree	2	0	164	0	474	0	0	0	0	0
Disagree	3	0	182	0	542	0	0	0	0	0
Strongly disagree	4	0	116	0	321	0	0	0	0	0
Don't know	8	0	29	0	61	0	0	0	0	0
No answer	9	0	1	0	11	0	0	0	0	0
Not applicable	0	2000	1484	2000	518	2023	2023	2044	2044	2044

- G. Science is too concerned with theory and speculation to be of much use in making concrete government policy decisions that will affect the way we live.

[VAR: SCISPEC]

<u>RESPONSE</u>	<u>PUNCH</u>	<u>YEAR</u>								
		<u>2006-1</u>	<u>2006-2</u>	<u>2006-3</u>	<u>2008-1</u>	<u>2008-2</u>	<u>2008-3</u>	<u>2010-1</u>	<u>2010-2</u>	<u>2010-3</u>
Strongly Agree	1	68	0	0	0	0	0	0	0	0
Agree	2	380	0	0	0	0	0	0	0	0
Disagree	3	567	0	0	0	0	0	0	0	0
Strongly Disagree	4	143	0	0	0	0	0	0	0	0
Don't Know	8	87	0	0	0	0	0	0	0	0
No answer	9	1	0	0	0	0	0	0	0	0
Not applicable	0	754	2000	2000	2023	2023	2023	2044	2044	2044

- H. Government decision makers should pay attention only to those scientific theories that have been accepted by most leading scientists.

[VAR: LEADSCI]

<u>RESPONSE</u>	<u>PUNCH</u>	<u>YEAR</u>								
		<u>2006-1</u>	<u>2006-2</u>	<u>2006-3</u>	<u>2008-1</u>	<u>2008-2</u>	<u>2008-3</u>	<u>2010-1</u>	<u>2010-2</u>	<u>2010-3</u>
Strongly Agree	1	87	0	0	0	0	0	0	0	0
Agree	2	500	0	0	0	0	0	0	0	0
Disagree	3	513	0	0	0	0	0	0	0	0
Strongly Disagree	4	77	0	0	0	0	0	0	0	0
Don't Know	8	67	0	0	0	0	0	0	0	0
No answer	9	2	0	0	0	0	0	0	0	0
Not applicable	0	754	2000	2000	2023	2023	2023	2044	2044	2044

I. Research results from industry scientists are less reliable than those from university scientists.

[VAR: WHICHSCI]

<u>RESPONSE</u>	<u>PUNCH</u>	<u>YEAR</u>								
		<u>2006-1</u>	<u>2006-2</u>	<u>2006-3</u>	<u>2008-1</u>	<u>2008-2</u>	<u>2008-3</u>	<u>2010-1</u>	<u>2010-2</u>	<u>2010-3</u>
Strongly Agree	1	45	0	0	0	0	0	0	0	0
Agree	2	282	0	0	0	0	0	0	0	0
Disagree	3	673	0	0	0	0	0	0	0	0
Strongly Disagree	4	77	0	0	0	0	0	0	0	0
Don't Know	8	166	0	0	0	0	0	0	0	0
No answer	9	3	0	0	0	0	0	0	0	0
Not applicable	0	754	2000	2000	2023	2023	2023	2044	2044	2044

REMARKS: Hand Card B1 contains responses 1-4.

161. Now, for a new subject. Do you ever read a horoscope or your personal astrology report?

[VAR: ASTROLOGY]

<u>RESPONSE</u>	<u>PUNCH</u>	<u>YEAR</u>								
		<u>2006-1</u>	<u>2006-2</u>	<u>2006-3</u>	<u>2008-1</u>	<u>2008-2</u>	<u>2008-3</u>	<u>2010-1</u>	<u>2010-2</u>	<u>2010-3</u>
Yes	1	711	279	179	811	217	334	367	299	394
No	2	533	235	151	691	193	337	322	278	496
Don't Know	8	2	2	0	1	1	2	0	0	1
No answer	9	0	0	0	2	2	2	2	2	0
Not applicable	0	754	1484	1670	518	1610	1348	1353	1465	1153

162. Would you say that astrology is very scientific, sort of scientific, or not at all scientific?

[VAR: ASTROSCI]

<u>RESPONSE</u>	<u>PUNCH</u>	<u>YEAR</u>								
		<u>2006-1</u>	<u>2006-2</u>	<u>2006-3</u>	<u>2008-1</u>	<u>2008-2</u>	<u>2008-3</u>	<u>2010-1</u>	<u>2010-2</u>	<u>2010-3</u>
Very scientific	1	60	27	21	74	17	73	39	58	39
Sort of scientific	2	324	134	106	434	117	187	192	178	239
Not at all scientific	3	814	334	197	935	260	394	432	318	584
Don't Know	8	48	21	6	59	16	18	25	23	28
No answer	9	0	0	0	3	3	3	3	2	1
Not applicable	0	754	1484	1670	518	1610	1348	1353	1465	1153

163. Now for another type of question. People have frequently noted that scientific research has produced benefits and harmful results. Would you say that, on balance, the benefits of scientific research have outweighed the harmful results, or have the harmful results of scientific research been greater than its benefits?

[VAR: SCIBNFTS]

RESPONSE	PUNCH	YEAR								
		2006-1	2006-2	2006-3	2008-1	2008-2	2008-3	2010-1	2010-2	2010-3
Benefits greater (ASK A)	1	875	345	243	1015	288	508	462	404	648
About Equal (volunteered)(SKIP TO SCISTUDY)	2	216	85	42	227	55	80	107	99	119
Harmful results greater (ASK B)	3	85	42	27	149	39	45	55	36	74
Don't Know (SKIP TO SCISTUDY)	8	69	44	0	109	27	38	60	37	48
No answer (SKIP TO SCISTUDY)	9	1	0	18	5	4	4	7	3	2
Not applicable	0	754	1484	1670	518	1610	1348	1353	1465	1153

A. Would you say that the balance has been strongly in favor of the benefits, or only slightly?

[VAR: BALPOS]

RESPONSE	PUNCH	YEAR								
		2006-1	2006-2	2006-3	2008-1	2008-2	2008-3	2010-1	2010-2	2010-3
Strongly in favor (SKIP TO SCISTUDY)	1	585	209	164	618	192	358	302	275	417
Slightly in favor (SKIP TO SCISTUDY)	2	273	128	79	382	91	143	144	123	224
Don't Know (SKIP TO SCISTUDY)	8	17	8	0	15	4	6	16	6	6
No answer (SKIP TO SCISTUDY)	9	1	0	0	5	5	5	7	3	1
Not applicable	0	1124	1655	1757	1003	1731	1511	1575	1637	1396

B. Would you say that the balance has been strongly in favor of the harmful results, or only slightly?

[VAR: BALNEG]

RESPONSE	PUNCH	YEAR								
		2006-1	2006-2	2006-3	2008-1	2008-2	2008-3	2010-1	2010-2	2010-3
Strongly in favor	1	28	12	5	40	13	11	15	6	17
Slightly in favor	2	55	28	22	105	25	34	40	30	54
Don't Know	8	2	2	0	3	1	0	0	0	3
No answer	9	1	0	0	6	4	4	7	3	0
Not applicable	0	1914	1958	1973	1869	1980	1974	1982	2005	1970

164. Now, for a slightly different type of question. When you read news stories, you see certain sets of words and terms. We are interested in how many people recognize certain kinds of terms. First, some articles refer to the results of a scientific study. When you read or hear the term scientific study, do you have a clear understanding of what it means, a general sense of what it means, or little understanding of what it means?

[VAR: SCISTUDY]

<u>RESPONSE</u>	<u>PUNCH</u>	<u>YEAR</u>								
		<u>2006-1</u>	<u>2006-2</u>	<u>2006-3</u>	<u>2008-1</u>	<u>2008-2</u>	<u>2008-3</u>	<u>2010-1</u>	<u>2010-2</u>	<u>2010-3</u>
Clear Understanding	1	374	161	80	424	120	161	202	132	253
General Sense	2	621	265	170	749	202	397	354	306	488
Little Understanding (SKIP TO EXPDESIGN)	3	230	81	71	309	90	105	140	133	145
Don't Know	8	19	8	0	17	1	9	12	5	5
No answer	9	2	1	2	6	2	3	8	3	0
Not applicable	0	754	1484	1677	518	1608	1348	1328	1465	1153

165. In your own words, could you tell me what it means to study something scientifically?

INSTRUCTION: IF R SAYS "DON'T KNOW" OR REFUSES, REPEAT THE QUESTION.

[VAR: SCITEXT]

<u>RESPONSE</u>	<u>PUNCH</u>	<u>YEAR</u>								
		<u>2006-1</u>	<u>2006-2</u>	<u>2006-3</u>	<u>2008-1</u>	<u>2008-2</u>	<u>2008-3</u>	<u>2010-1</u>	<u>2010-2</u>	<u>2010-3</u>
Formulation of Theories, Test Hypotheses	1	142	51	20	125	29	64	57	40	83
Do Experiments, Control Group	2	107	60	24	112	19	48	43	42	74
Rigorous, Systematic Comparison	3	56	21	9	82	10	57	47	29	104
Measurement	4	185	49	23	197	59	38	72	27	33
Classification	5	285	125	77	327	97	172	176	150	218
Redundancies/ Incorrect	6	145	69	76	215	79	135	110	107	173
Don't Know/ Uncodeable	8	85	46	15	93	24	36	46	37	29
No Answer/ Blank	9	11	5	6	23	7	11	13	9	27
Not applicable	0	984	1574	1750	849	1699	1462	1480	1603	1303

166. Now, please think about this situation. Two scientists want to know if a certain drug is effective against high blood pressure. The first scientist wants to give the drug to one thousand people with high blood pressure and see how many of them experience lower blood pressure levels. The second scientist wants to give the drug to five hundred people with high blood pressure, and not give the drug to another five hundred people with high blood pressure, and see how many in both groups experience lower blood pressure levels. Which is the better way to test this drug?

[VAR: EXPDESGN]

<u>RESPONSE</u>	<u>PUNCH</u>	<u>YEAR</u>								
		<u>2006-1</u>	<u>2006-2</u>	<u>2006-3</u>	<u>2008-1</u>	<u>2008-2</u>	<u>2008-3</u>	<u>2010-1</u>	<u>2010-2</u>	<u>2010-3</u>
All 1000 get the drug	1	211	94	62	279	68	117	99	90	144
500 get the drug; 500 don't	2	991	392	248	1115	326	519	571	457	712
Don't Know	8	41	26	12	93	18	33	36	28	35
No answer	9	3	4	1	18	3	6	10	4	0
Not applicable	0	754	1484	1677	518	1608	1348	1328	1465	1153

167. Why is it better to test the drug this way?

INSTRUCTION: IF R SAYS "DON'T KNOW" OR REFUSES, REPEAT THE QUESTION.

[VAR: EXPTEXT]

<u>RESPONSE</u>	<u>PUNCH</u>	<u>YEAR</u>								
		<u>2006-1</u>	<u>2006-2</u>	<u>2006-3</u>	<u>2008-1</u>	<u>2008-2</u>	<u>2008-3</u>	<u>2010-1</u>	<u>2010-2</u>	<u>2010-3</u>
Correct - Control	1	212	81	98	199	158	158	98	98	279
Correct - Vague Reason	2	299	114	70	362	106	106	102	102	280
Correct - Wrong Reason	3	451	181	70	513	241	241	241	241	129
Correct - Don't Know	4	22	7	6	14	12	12	16	16	11
Wrong - Reservations about Control Group	5	14	8	8	37	22	22	19	19	19
Wrong - Reservation about Sample Size	6	111	47	28	120	58	58	33	33	58
Wrong - Other Reason	7	72	33	21	106	36	36	30	30	59
Wrong - Don't Know	8	13	2	4	8	1	1	8	8	5
No Answer to Closed Ended Question	9	46	0	6	0	6	6	4	4	16
Uncodeable	98	2	12	0	33	0	0	0	0	0
No answer	99	4	1	0	2	2	2	0	0	0
Not applicable	0	754	1514	1689	629	1381	1381	1493	1493	1188

168. Now, think about this situation. A doctor tells a couple that their genetic makeup means that they've got one in four chances of having a child with an inherited illness.

A. Does this mean that if their first child has the illness, the next three will not have the illness?

[VAR: ODDS1]

<u>RESPONSE</u>	<u>PUNCH</u>	<u>YEAR</u>								
		<u>2006-1</u>	<u>2006-2</u>	<u>2006-3</u>	<u>2008-1</u>	<u>2008-2</u>	<u>2008-3</u>	<u>2010-1</u>	<u>2010-2</u>	<u>2010-3</u>
Yes	1	109	50	34	156	44	84	75	61	83
No	2	1075	427	269	1228	340	553	585	476	758
Don't Know	8	59	33	20	108	29	34	48	39	46
No answer	9	3	6	0	13	2	4	8	3	4
Not applicable	0	754	1484	1677	518	1608	1348	1328	1465	1153

B. Does this mean that each of the couple's children will have the same risk of suffering from the illness?

[VAR: ODDS2]

<u>RESPONSE</u>	<u>PUNCH</u>	<u>YEAR</u>								
		<u>2006-1</u>	<u>2006-2</u>	<u>2006-3</u>	<u>2008-1</u>	<u>2008-2</u>	<u>2008-3</u>	<u>2010-1</u>	<u>2010-2</u>	<u>2010-3</u>
Yes	1	957	355	253	1079	297	504	538	424	694
No	2	231	123	52	311	85	130	130	118	151
Don't Know	8	55	34	18	101	31	37	39	34	41
No answer	9	3	4	0	14	2	4	9	3	5
Not applicable	0	754	1484	1677	518	1608	1348	1328	1465	1153

169. Now, I would like to ask you a few short questions like those you might see on a television game show. For each statement that I read, please tell me if it is true or false. If you don't know or aren't sure, just tell me so, and we will skip to the next question. Remember true, false, or don't know.

INSTRUCTION: DO NOT PROBE "DON'T KNOW"

A. First, the center of the Earth is very hot. Is that true or false?

[VAR: HOTCORE]

<u>RESPONSE</u>	<u>PUNCH</u>	<u>YEAR</u>								
		<u>2006-1</u>	<u>2006-2</u>	<u>2006-3</u>	<u>2008-1</u>	<u>2008-2</u>	<u>2008-3</u>	<u>2010-1</u>	<u>2010-2</u>	<u>2010-3</u>
True	1	978	422	363	1235	448	568	772	490	753
False	2	66	31	14	83	31	27	56	32	50
Don't Know	8	200	57	59	178	73	75	109	53	87
No answer	9	2	6	0	9	3	5	4	4	1
Not applicable	0	754	1484	1564	518	1468	1348	1103	1465	1153

B. All radioactivity is man-made. (Is that true or false?)

[VAR: RADIOACT]

<u>RESPONSE</u>	<u>PUNCH</u>	<u>YEAR</u>								
		<u>2006-1</u>	<u>2006-2</u>	<u>2006-3</u>	<u>2008-1</u>	<u>2008-2</u>	<u>2008-3</u>	<u>2010-1</u>	<u>2010-2</u>	<u>2010-3</u>
True	1	181	77	80	293	118	93	175	98	140
False	2	864	377	296	1026	364	502	625	413	648
Don't Know	8	200	56	59	176	71	76	139	66	103
No answer	9	1	6	1	10	2	4	2	2	0
Not applicable	0	754	1484	1564	518	1468	1348	1103	1465	1153

C1. It is the mother's gene that decides whether the baby is a boy or a girl

[VAR: MABOYGRL]

<u>RESPONSE</u>	<u>PUNCH</u>	<u>YEAR</u>								
		<u>2006-1</u>	<u>2006-2</u>	<u>2006-3</u>	<u>2008-1</u>	<u>2008-2</u>	<u>2008-3</u>	<u>2010-1</u>	<u>2010-2</u>	<u>2010-3</u>
TRUE	1	0	36	0	41	0	0	0	0	0
FALSE	2	0	184	0	176	0	0	0	0	0
Don't know	8	0	40	0	35	0	0	0	0	0
No Answer	9	0	1	0	2	0	0	0	0	0
Not applicable	0	2000	1739	2000	1769	2023	2023	2044	2044	2044

C2. It is the father's gene that decides whether the baby is a boy or a girl. (Is that true or false?)

[VAR: BOYORGRL]

<u>RESPONSE</u>	<u>PUNCH</u>	<u>YEAR</u>								
		<u>2006-1</u>	<u>2006-2</u>	<u>2006-3</u>	<u>2008-1</u>	<u>2008-2</u>	<u>2008-3</u>	<u>2010-1</u>	<u>2010-2</u>	<u>2010-3</u>
True	1	776	172	292	770	354	435	573	357	559
False	2	263	58	73	317	127	149	229	149	205
Don't Know	8	206	21	70	157	72	88	137	71	127
No answer	9	1	4	1	7	2	3	2	2	0
Not applicable	0	754	1745	1564	772	1468	1348	1103	1465	1153

D. Lasers work by focusing sound waves. (Is that true or false?)

[VAR: LASERS]

<u>RESPONSE</u>	<u>PUNCH</u>	<u>YEAR</u>								
		<u>2006-1</u>	<u>2006-2</u>	<u>2006-3</u>	<u>2008-1</u>	<u>2008-2</u>	<u>2008-3</u>	<u>2010-1</u>	<u>2010-2</u>	<u>2010-3</u>
True	1	239	116	95	345	118	146	181	129	190
False	2	544	262	191	727	259	322	439	278	462
Don't Know	8	462	133	149	422	176	203	319	169	236
No answer	9	1	5	1	11	2	4	2	3	3
Not applicable	0	754	1484	1564	518	1468	1348	1103	1465	1153

E. Electrons are smaller than atoms. (Is that true or false?)

[VAR: ELECTRON]

<u>RESPONSE</u>	<u>PUNCH</u>	<u>YEAR</u>								
		<u>2006-1</u>	<u>2006-2</u>	<u>2006-3</u>	<u>2008-1</u>	<u>2008-2</u>	<u>2008-3</u>	<u>2010-1</u>	<u>2010-2</u>	<u>2010-3</u>
True	1	649	303	232	772	261	357	482	300	480
False	2	225	99	79	338	138	147	185	125	199
Don't Know	8	371	109	124	385	154	166	269	150	210
No answer	9	1	5	1	10	2	5	5	4	2
Not applicable	0	754	1484	1564	518	1468	1348	1103	1465	1153

F. Antibiotics kill viruses as well as bacteria. (Is that true or false?)

[VAR: VIRUSES]

<u>RESPONSE</u>	<u>PUNCH</u>	<u>YEAR</u>								
		<u>2006-1</u>	<u>2006-2</u>	<u>2006-3</u>	<u>2008-1</u>	<u>2008-2</u>	<u>2008-3</u>	<u>2010-1</u>	<u>2010-2</u>	<u>2010-3</u>
True	1	450	171	172	584	221	280	435	236	305
False	2	674	305	229	799	294	357	451	318	521
Don't Know	8	121	35	34	113	38	35	53	23	64
No answer	9	1	5	1	9	2	3	2	2	1
Not applicable	0	754	1484	1564	518	1468	1348	1103	1465	1153

G. The universe began with a huge explosion. (Is that true or false?)

[VAR: BIGBANG]

RESPONSE	PUNCH	YEAR								
		2006-1	2006-2	2006-3	2008-1	2008-2	2008-3	2010-1	2010-2	2010-3
True	1	389	186	152	482	207	129	345	113	381
False	2	428	186	153	606	189	125	316	94	277
Don't Know	8	427	139	130	402	155	91	277	80	231
No answer	9	2	5	1	15	4	1	3	2	2
Not applicable	0	754	1484	1564	518	1468	1677	1103	1755	1153

G1. According to astronomers, the universe began with a huge explosion. (Is that true or false?)

[VAR: BIGBANG1]

RESPONSE	PUNCH	YEAR								
		2006-1	2006-2	2006-3	2008-1	2008-2	2008-3	2010-1	2010-2	2010-3
True	1	0	0	0	0	0	191	0	181	0
False	2	0	0	0	0	0	79	0	55	0
Don't know	8	0	0	0	0	0	56	0	53	0
No answer	9	0	0	0	0	0	3	0	1	0
Not applicable	0	2000	2000	2000	2023	2023	1694	2044	1754	2044

REMARKS: In 2010-2, respondents in the module received either BIGBANG or BIGBANG1, but not both.

H. The continents on which we live have been moving their locations for millions of years and will continue to move in the future. (Is that true or false?)

[VAR: CONDRIFT]

RESPONSE	PUNCH	YEAR								
		2006-1	2006-2	2006-3	2008-1	2008-2	2008-3	2010-1	2010-2	2010-3
True	1	989	415	341	1148	435	548	744	489	742
False	2	100	41	43	155	45	53	86	35	64
Don't Know	8	155	55	51	193	73	70	108	53	84
No answer	9	2	5	1	9	2	4	3	2	1
Not applicable	0	754	1484	1564	518	1468	1348	1103	1465	1153

I. Human beings, as we know them today, developed from earlier species of animals. (Is that true or false?)

[VAR: EVOLVED]

RESPONSE	PUNCH	YEAR								
		2006-1	2006-2	2006-3	2008-1	2008-2	2008-3	2010-1	2010-2	2010-3
True	1	527	253	176	665	242	147	449	147	427
False	2	521	204	203	651	233	154	360	112	348
Don't Know	8	196	54	56	177	78	44	125	28	112
No answer	9	2	5	1	12	2	1	7	2	4
Not applicable	0	754	1484	1564	518	1468	1677	1103	1755	1153

I1. According to the theory of evolution, human beings, as we know them today, developed from earlier species of animals.
(Is that true or false?)

[VAR: EVOLVED1]

RESPONSE	PUNCH	YEAR								
		2006-1	2006-2	2006-3	2008-1	2008-2	2008-3	2010-1	2010-2	2010-3
True	1	0	0	0	0	0	222	0	221	0
False	2	0	0	0	0	0	79	0	50	0
Don't know	8	0	0	0	0	0	24	0	18	0
No answer	9	0	0	0	0	0	4	0	1	0
Not applicable	0	2000	2000	2000	2023	2023	1694	2044	1754	2044

REMARKS: In 2010-2, respondents in the module received either EVOLVED or EVOLVED1 but not both.

J. Now, does the Earth go around the Sun, or does the Sun go around the Earth?

[VAR: EARTHSUN]

RESPONSE	PUNCH	YEAR								
		2006-1	2006-2	2006-3	2008-1	2008-2	2008-3	2010-1	2010-2	2010-3
Earth around sun (ASK K)	1	919	373	317	1073	395	502	699	415	674
Sun around earth (SKIP TO INTRHOME)	2	224	106	85	311	117	139	169	125	170
Don't Know (SKIP TO INTRHOME)	8	102	32	33	112	39	31	71	37	47
No answer (SKIP TO INTRHOME)	9	1	5	1	9	4	3	2	2	0
Not applicable	0	754	1484	1564	518	1468	1348	1103	1465	1153

K. How long does it take for the Earth to go around the Sun: one day, one month, or one year?

[VAR: SOLARREV]

RESPONSE	PUNCH	YEAR								
		<u>2006-1</u>	<u>2006-2</u>	<u>2006-3</u>	<u>2008-1</u>	<u>2008-2</u>	<u>2008-3</u>	<u>2010-1</u>	<u>2010-2</u>	<u>2010-3</u>
One day	1	177	76	64	213	67	104	126	62	120
One month	2	10	8	4	26	10	11	18	11	12
One year	3	659	266	217	756	284	364	495	314	496
Other time period (IF VOLUNTEERED)	4	1	1	2	1	2	0	2	1	1
Don't Know	8	72	22	30	77	32	23	58	27	45
No answer	9	1	5	1	0	4	3	2	2	0
Not applicable	0	1080	1622	1682	950	1624	1518	1343	1627	1370

REMARKS: Only those who responded with "Earth around sun" to EARTHSUN are asked SOLARREV.

L. Ordinary tomatoes do not contain genes, while genetically modified tomatoes do.

[VAR: TOMATOES]

RESPONSE	PUNCH	YEAR								
		<u>2006-1</u>	<u>2006-2</u>	<u>2006-3</u>	<u>2008-1</u>	<u>2008-2</u>	<u>2008-3</u>	<u>2010-1</u>	<u>2010-2</u>	<u>2010-3</u>
True	1	0	0	58	0	89	0	181	0	0
False	2	0	0	211	0	264	0	445	0	0
Don't Know	8	0	0	165	0	200	0	311	0	0
No answer	9	0	0	2	0	2	0	4	0	0
Not applicable	0	2000	2000	1564	2023	1468	2023	1103	2044	2044

170. Now for a few items on you. Do you have access to the Internet in your home?

[VAR: INTRHOME]

RESPONSE	PUNCH	YEAR								
		<u>2006-1</u>	<u>2006-2</u>	<u>2006-3</u>	<u>2008-1</u>	<u>2008-2</u>	<u>2008-3</u>	<u>2010-1</u>	<u>2010-2</u>	<u>2010-3</u>
Yes	1	801	366	244	1031	312	535	527	471	753
No	2	444	144	79	461	101	137	185	106	138
Don't Know	8	0	2	0	6	0	0	1	0	0
No answer	9	1	4	0	7	2	3	3	2	0
Not applicable	0	754	1484	1677	518	1608	1348	1328	1465	1153

171. What is the highest degree you have earned?

[VAR: COLDEG1]

<u>RESPONSE</u>	<u>PUNCH</u>	<u>YEAR</u>								
		<u>2006-1</u>	<u>2006-2</u>	<u>2006-3</u>	<u>2008-1</u>	<u>2008-2</u>	<u>2008-3</u>	<u>2010-1</u>	<u>2010-2</u>	<u>2010-3</u>
Associate's	1	163	43	20	128	30	49	50	39	69
Bachelor's	2	220	97	56	254	75	129	125	104	164
Master's	3	85	39	27	104	32	49	66	55	89
MBA	4	5	4	1	13	4	7	4	2	6
Law	5	7	5	2	8	2	7	5	6	9
PhD	6	20	9	4	15	1	9	14	10	14
MD	7	6	5	2	3	0	0	1	1	2
Other (Specify)	0	5	5	2	4	5	0	4	4	10
Don't Know	98	0	1	0	1	0	0	0	0	0
No answer	99	1	1	0	0	1	0	3	1	0
Not applicable	0	1488	1791	1886	1493	1873	1773	1772	1822	1681

172. In what field was that degree?

[VAR: MAJORCOL]

<u>RESPONSE</u>	<u>PUNCH</u>	<u>YEAR</u>								
		<u>2006-1</u>	<u>2006-2</u>	<u>2006-3</u>	<u>2008-1</u>	<u>2008-2</u>	<u>2008-3</u>	<u>2010-1</u>	<u>2010-2</u>	<u>2010-3</u>
Accounting/Bookkeeping	1	21	6	7	13	3	11	4	5	10
Advertising	2	0	0	0	0	0	0	0	0	0
Agriculture/Horticulture	3	3	3	3	2	1	2	1	1	2
Allied Health	4	0	0	0	1	0	0	0	0	2
Anthropolgy	5	1	0	1	3	0	1	0	1	0
Architecture	6	2	3	1	5	1	1	3	0	2
Art	7	9	4	0	14	7	7	5	3	3
Biology	8	19	6	2	16	3	5	10	8	5
Business Administration	9	69	26	14	79	24	37	34	23	41
Chemistry	11	4	1	1	1	0	0	3	2	3
Communications/Speech	12	16	7	6	11	4	5	9	4	8
Comm. Disorders	13	2	0	0	1	0	1	0	0	1
Computer Science	14	12	7	2	22	2	8	3	6	8
Dentistry	15	2	0	0	1	0	1	1	0	1
Education	16	61	20	14	52	19	33	35	34	53
Economics	17	6	3	2	6	1	1	3	2	6
Engineering	18	42	11	6	27	11	15	15	15	17
English	19	11	10	3	10	1	4	10	4	6

[VAR: MAJORCOL] (Continued)

<u>RESPONSE</u>	<u>PUNCH</u>	<u>YEAR</u>								
		<u>2006-1</u>	<u>2006-2</u>	<u>2006-3</u>	<u>2008-1</u>	<u>2008-2</u>	<u>2008-3</u>	<u>2010-1</u>	<u>2010-2</u>	<u>2010-3</u>
Finance	20	6	0	0	6	1	3	5	1	4
Foreign Language	21	7	3	1	3	1	2	0	1	2
Forestry	22	1	0	0	1	0	0	0	1	1
Geography	23	2	1	1	2	0	1	0	0	0
Geology	24	2	1	0	4	0	2	0	0	0
History	25	5	1	1	8	1	5	2	7	7
Home Economics	26	0	0	1	3	0	0	0	0	3
Industry & Techn	27	4	1	2	2	0	1	1	0	1
Journalism	28	2	1	0	3	3	1	1	1	0
Law	29	16	5	3	16	4	10	6	8	13
Law Enforcement	30	4	0	3	11	3	0	4	1	0
Library Science	31	3	1	2	3	4	1	3	1	3
Marketing	32	10	2	0	9	3	2	1	5	9
Mathematics	33	7	2	1	5	1	0	1	2	2
Medicine	34	8	9	2	5	2	2	5	1	4
Music	35	3	0	1	8	2	3	1	3	2
Nursing	36	36	11	4	24	3	10	18	12	20
Optometry	37	0	0	0	0	0	0	0	0	0
Pharmacy	38	2	0	0	0	0	1	0	1	0
Philosophy	39	1	1	0	2	2	3	0	1	0
Physical Education	40	4	2	1	2	0	0	0	2	3
Physics	41	5	2	0	2	1	0	2	0	1
Psychology	42	23	7	0	16	8	8	10	6	12
Political Science/International Relations	43	8	2	3	14	1	5	5	5	7
Sociology	44	5	3	3	7	2	2	5	5	3
Special Education	45	2	0	1	0	0	0	1	0	2
Theater Arts	46	1	1	0	1	0	1	3	3	4
Theology	47	5	2	1	3	3	1	2	3	4
Veterinary Medicine	48	0	1	0	3	1	0	2	1	3
Liberal Arts	49	10	7	0	10	5	3	8	2	2
Other	50	20	8	2	10	0	2	10	2	5
General Sciences	51	16	2	0	16	7	8	6	1	5
Social Work	52	8	5	5	8	1	6	3	4	6
General Studies	53	19	2	1	10	1	6	1	1	4
Other Vocational	54	39	8	3	30	1	2	4	3	8
Health	55	14	6	1	15	0	10	7	7	15
Industrial Relations	56	0	0	1	0	0	0	1	0	0
Child/Human/Family Development	57	0	0	2	0	0	0	1	0	0

[VAR: MAJORCOL] (Continued)

<u>RESPONSE</u>	<u>PUNCH</u>	<u>YEAR</u>								
		<u>2006-1</u>	<u>2006-2</u>	<u>2006-3</u>	<u>2008-1</u>	<u>2008-2</u>	<u>2008-3</u>	<u>2010-1</u>	<u>2010-2</u>	<u>2010-3</u>
Food Science/Nutrition/ Culinary Arts	58	0	0	1	0	1	0	4	3	5
Environmental Science/Ecology	59	0	0	1	0	1	0	1	0	3
Social Sciences	60	0	0	0	0	3	0	0	0	0
Human Services/Human Resources	61	0	0	0	0	1	0	2	1	3
Visual Arts/Graphic Design/Design and Drafting	62	0	0	0	0	3	4	0	0	1
Fine Arts	63	0	0	0	0	1	2	0	2	3
Humanities	64	0	0	0	0	0	0	1	0	2
Ethnic Studies	65	0	0	0	0	0	0	2	0	0
Educational Administration	66	0	0	0	0	0	0	0	0	2
Television/Film	67	0	0	0	0	0	0	1	0	0
Aviation/Aeronautics	68	0	0	2	0	1	1	0	0	2
Statistics/Biostatistics	69	0	0	1	0	0	1	1	0	1
Criminology/Criminal Justice	70	0	0	0	0	0	2	0	6	9
Administrative Science/Public Administration	71	0	0	0	0	0	1	0	3	1
Electronics	72	0	0	0	0	0	1	0	0	4
Urban and Regional Planning	73	0	0	0	0	0	0	0	3	0
Mechanics/Machine Trade	74	0	0	0	0	0	1	0	2	1
Dance	75	0	0	0	0	0	0	0	0	0
Gerontology	76	0	0	0	0	0	0	0	0	0
Public Relations	77	0	0	0	0	0	0	0	0	0
Textiles/Cloth	78	0	0	0	0	0	0	0	0	0
Parks and Recreation	79	0	0	0	0	0	1	0	0	2
Information Technology	80	0	0	0	0	0	0	0	0	1
DK/Uncoded	98	32	3	0	1	0	3	1	2	0
No answer	99	153	2	1	3	1	0	4	1	0
Not applicable	0	1237	1791	1886	1493	1873	1773	1772	1822	1681

173. Have you ever taken any college-level science courses?

[VAR: COLSCI]

<u>RESPONSE</u>	<u>PUNCH</u>	<u>YEAR</u>								
		<u>2006-1</u>	<u>2006-2</u>	<u>2006-3</u>	<u>2008-1</u>	<u>2008-2</u>	<u>2008-3</u>	<u>2010-1</u>	<u>2010-2</u>	<u>2010-3</u>
Yes	1	572	234	138	568	178	293	334	260	406
No (GO TO HSMATH)	2	671	276	185	929	235	377	379	317	484
Don't Know (GO TO HSMATH)	8	2	2	0	4	0	2	0	0	1
No answer (GO TO HSMATH)	9	1	4	0	4	2	3	3	2	0
Not applicable	0	754	1484	1677	518	1608	1348	1328	1465	1153

174. How many college-level science courses have you taken?

[VAR: COLSCINM]

<u>RESPONSE</u>	<u>PUNCH</u>	<u>YEAR</u>								
		<u>2006-1</u>	<u>2006-2</u>	<u>2006-3</u>	<u>2008-1</u>	<u>2008-2</u>	<u>2008-3</u>	<u>2010-1</u>	<u>2010-2</u>	<u>2010-3</u>
1	1	100	43	18	84	25	44	64	53	66
2	2	119	54	35	121	36	56	72	50	91
3	3	68	27	20	81	31	44	43	35	54
4	4	59	20	17	67	14	39	28	27	54
5	5	31	18	9	36	15	22	20	17	23
6	6	24	9	5	28	8	15	20	15	17
7-10	7-10	49	18	8	46	13	26	22	21	31
11-19	11-19	49	10	8	25	9	19	17	16	12
20-97	20-97	30	21	12	44	19	16	31	13	38
Don't Know	98	33	14	6	35	7	10	13	12	20
No Answer	99	5	0	0	1	3	5	7	3	0
Not applicable	0	1433	1766	1862	1455	1843	1727	1707	1782	1638

REMARKS: Only respondents who said "Yes" on COLSI were asked COLSCINM. Responses were collapsed for display purposes.

175. Now, let me ask you to think about the courses you took in high school. What was the highest level of math that you completed in high school?

INSTRUCTION: DO NOT READ RESPONSE OPTIONS

[VAR: HSMATH]

<u>RESPONSE</u>	<u>PUNCH</u>	<u>YEAR</u>								
		<u>2006-1</u>	<u>2006-2</u>	<u>2006-3</u>	<u>2008-1</u>	<u>2008-2</u>	<u>2008-3</u>	<u>2010-1</u>	<u>2010-2</u>	<u>2010-3</u>
No math in HS; Didn't go to HS	0	16	4	2	24	3	2	3	3	12
General math, business, or vocational math	1	174	66	40	230	43	103	60	64	95
Pre-algebra	2	53	22	7	57	15	31	17	20	29
One year of algebra	3	181	76	39	201	46	102	76	80	152
Two years of algebra	4	197	75	55	212	63	112	109	114	152
Geometry (Plane or solid or both)	5	227	76	45	236	65	93	96	87	130
Trigonometry/Linear Programming/Analysis	6	132	53	21	183	40	69	80	51	103
Pre-calculus	7	65	22	19	92	29	36	40	26	44
Calculus	8	125	59	36	115	40	60	82	63	102
Statistics/Probability	9	23	8	2	25	6	6	17	6	14
Other (SPECIFY)	10	11	5	6	11	7	0	10	4	0
Don't Know	98	18	21	9	38	32	18	20	16	24
No answer	99	2	4	32	2	8	4	64	3	0
Not applicable (<9 years of school)	-1	776	1509	1687	597	1626	1387	1370	1507	1187

176. Did you take a high school biology course?

[VAR: HSBIO]

<u>RESPONSE</u>	<u>PUNCH</u>	<u>YEAR</u>								
		<u>2006-1</u>	<u>2006-2</u>	<u>2006-3</u>	<u>2008-1</u>	<u>2008-2</u>	<u>2008-3</u>	<u>2010-1</u>	<u>2010-2</u>	<u>2010-3</u>
Yes	1	977	382	230	1113	288	494	496	428	691
No	2	224	99	49	300	70	134	107	99	162
Don't Know	8	4	6	2	11	5	4	7	7	4
No answer	9	19	4	32	2	34	4	64	3	0
Not applicable (<9 years of school)	0	776	1509	1687	597	1626	1387	1370	1507	1187

177. Did you take a high school chemistry course?

[VAR: HSCHEM]

<u>RESPONSE</u>	<u>PUNCH</u>	<u>YEAR</u>								
		<u>2006-1</u>	<u>2006-2</u>	<u>2006-3</u>	<u>2008-1</u>	<u>2008-2</u>	<u>2008-3</u>	<u>2010-1</u>	<u>2010-2</u>	<u>2010-3</u>
Yes	1	644	262	134	710	191	306	357	285	469
No	2	557	221	144	705	168	317	252	244	384
Don't Know	8	4	4	3	9	4	9	1	5	4
No answer	9	19	4	32	2	34	4	64	3	0
Not applicable (<9 years of school)	0	776	1509	1687	597	1626	1387	1370	1507	1187

178. Did you take a high school physics course?

[VAR: HSPHYS]

<u>RESPONSE</u>	<u>PUNCH</u>	<u>YEAR</u>								
		<u>2006-1</u>	<u>2006-2</u>	<u>2006-3</u>	<u>2008-1</u>	<u>2008-2</u>	<u>2008-3</u>	<u>2010-1</u>	<u>2010-2</u>	<u>2010-3</u>
Yes	1	377	145	79	432	126	174	203	170	294
No	2	820	334	199	979	231	451	406	357	555
Don't Know	8	8	8	3	12	6	7	1	7	8
No answer	9	19	4	32	3	34	4	64	3	0
Not applicable (<9 years of school)	0	776	1509	1687	597	1626	1387	1370	1507	1187

The next few items concern some public issues.

179. The first issue is global warming. Global warming means a trend toward warmer temperatures throughout the world, with more extreme weather in many places and changes in food production that could affect our way of life. Some people believe that the burning of gasoline and other fossil fuels causes global warming. Others say that global warming has purely natural causes.

HAND CARD B2

Please look at Card B2. On a scale of 1 to 5, where 1 means "Very Well" and 5 means "Not at All", how well do the following groups understand the causes of global warming?

A. Environmental Scientists

[VAR: GWSC]

RESPONSE	PUNCH	YEAR								
		2006-1	2006-2	2006-3	2008-1	2008-2	2008-3	2010-1	2010-2	2010-3
1 (Very Well)	1	264	0	74	0	109	0	187	0	0
2	2	136	0	41	0	55	0	97	0	0
3	3	132	0	52	0	60	0	98	0	0
4	4	32	0	27	0	21	0	42	0	0
5 (Not at all)	5	28	0	12	0	20	0	26	0	0
Don't Know	8	21	0	5	0	7	0	21	0	0
No answer	9	2	0	0	0	3	0	4	0	0
Not applicable	0	1385	2000	1789	2023	1748	2023	1569	2044	2044

B. Elected Officials

[VAR: GWPOL]

RESPONSE	PUNCH	YEAR								
		2006-1	2006-2	2006-3	2008-1	2008-2	2008-3	2010-1	2010-2	2010-3
1 (Very Well)	1	33	0	11	0	15	0	27	0	0
2	2	44	0	13	0	31	0	43	0	0
3	3	184	0	63	0	81	0	129	0	0
4	4	169	0	50	0	71	0	144	0	0
5 (Not at all)	5	159	0	70	0	68	0	108	0	0
Don't Know	8	24	0	4	0	6	0	20	0	0
No answer	9	2	0	0	0	3	0	4	0	0
Not applicable	0	1385	2000	1789	2023	1748	2023	1569	2044	2044

C. Business Leaders

[VAR: GWBIZ]

<u>RESPONSE</u>	<u>PUNCH</u>	<u>YEAR</u>								
		<u>2006-1</u>	<u>2006-2</u>	<u>2006-3</u>	<u>2008-1</u>	<u>2008-2</u>	<u>2008-3</u>	<u>2010-1</u>	<u>2010-2</u>	<u>2010-3</u>
1 (Very Well)	1	29	0	11	0	16	0	16	0	0
2	2	48	0	17	0	26	0	43	0	0
3	3	184	0	58	0	87	0	137	0	0
4	4	179	0	59	0	74	0	144	0	0
5 (Not at all)	5	151	0	60	0	63	0	112	0	0
Don't Know	8	22	0	6	0	7	0	17	0	0
No answer	9	2	0	0	0	2	0	6	0	0
Not applicable	0	1385	2000	1789	2023	1748	2023	1569	2044	2044

REMARKS: Hand Card B2 contains responses 1-5.

180. Please look at Card B3. On a scale of 1 to 5, where 1 means "Near complete agreement" and 5 means "No agreement at all", to what extent do environmental scientists agree among themselves about the existence and causes of global warming?

HAND CARD B3

[VAR: SCIAGRGW]

<u>RESPONSE</u>	<u>PUNCH</u>	<u>YEAR</u>								
		<u>2006-1</u>	<u>2006-2</u>	<u>2006-3</u>	<u>2008-1</u>	<u>2008-2</u>	<u>2008-3</u>	<u>2010-1</u>	<u>2010-2</u>	<u>2010-3</u>
1 (Near Complete Agreement)	1	89	0	11	0	42	0	56	0	0
2	2	177	0	17	0	64	0	112	0	0
3	3	202	0	58	0	97	0	174	0	0
4	4	61	0	59	0	33	0	49	0	0
5 (No agreement at all)	5	32	0	60	0	27	0	44	0	0
Don't Know	8	52	0	6	0	11	0	34	0	0
No answer	9	2	0	0	0	1	0	6	0	0
Not applicable	0	1385	2000	1789	2023	1748	2023	1569	2044	2044

REMARKS: Hand Card B3 contains responses 1-5.

181. Please look at Card B4. How much influence should each of the following groups have in deciding what to do about global warming?

HAND CARD B4

A. Environmental scientists. Would you say a great deal of influence, a fair amount, a little influence, or none at all?

[VAR: SCIINFGW]

<u>RESPONSE</u>	<u>PUNCH</u>	<u>YEAR</u>								
		<u>2006-1</u>	<u>2006-2</u>	<u>2006-3</u>	<u>2008-1</u>	<u>2008-2</u>	<u>2008-3</u>	<u>2010-1</u>	<u>2010-2</u>	<u>2010-3</u>
A great deal of influence	1	299	0	102	0	128	0	219	0	0
A fair amount	2	226	0	75	0	103	0	184	0	0
A little influence	3	48	0	25	0	25	0	42	0	0
None at all	4	17	0	5	0	10	0	10	0	0
Don't Know	8	23	0	4	0	7	0	16	0	0
No answer	9	2	0	0	0	2	0	4	0	0
Not applicable	0	1385	2000	1789	2023	1748	2023	1569	2044	2044

B. Elected officials. Would you say a great deal of influence, a fair amount, a little influence, or none at all?

[VAR: POLINFGW]

<u>RESPONSE</u>	<u>PUNCH</u>	<u>YEAR</u>								
		<u>2006-1</u>	<u>2006-2</u>	<u>2006-3</u>	<u>2008-1</u>	<u>2008-2</u>	<u>2008-3</u>	<u>2010-1</u>	<u>2010-2</u>	<u>2010-3</u>
A great deal of influence	1	105	0	24	0	39	0	58	0	0
A fair amount	2	196	0	76	0	106	0	162	0	0
A little influence	3	202	0	65	0	76	0	173	0	0
None at all	4	86	0	42	0	47	0	63	0	0
Don't Know	8	24	0	3	0	5	0	15	0	0
No answer	9	2	0	1	0	2	0	4	0	0
Not applicable	0	1385	2000	1789	2023	1748	2023	1569	2044	2044

C. Business Leaders. Would you say a great deal of influence, a fair amount, a little influence, or none at all?

[VAR: BIZINFGW]

<u>RESPONSE</u>	<u>PUNCH</u>	<u>YEAR</u>								
		<u>2006-1</u>	<u>2006-2</u>	<u>2006-3</u>	<u>2008-1</u>	<u>2008-2</u>	<u>2008-3</u>	<u>2010-1</u>	<u>2010-2</u>	<u>2010-3</u>
A great deal of influence	1	56	0	16	0	17	0	37	0	0
A fair amount	2	143	0	52	0	73	0	110	0	0
A little influence	3	235	0	85	0	92	0	200	0	0
None at all	4	153	0	53	0	86	0	109	0	0
Don't Know	8	26	0	4	0	5	0	15	0	0
No answer	9	2	0	1	0	2	0	4	0	0
Not applicable	0	1385	2000	1789	2023	1748	2023	1569	2044	2044

REMARKS: Hand Card B4 contains responses 1-4.

182. Please look at Card B5. When making policy recommendations about global warming, on a scale of 1 to 5, to what extent do you think the following groups would support what is best for the country as a whole versus what serves their own narrow interests?

INSTRUCTION: IF ASKED WHAT NARROW INTEREST MEANS: Well, someone might gain financially if a certain policy were adopted or it might advance his or her career.

HAND CARD B5

A. Environmental scientists

[VAR: SCIBSTGW]

<u>RESPONSE</u>	<u>PUNCH</u>	<u>YEAR</u>								
		<u>2006-1</u>	<u>2006-2</u>	<u>2006-3</u>	<u>2008-1</u>	<u>2008-2</u>	<u>2008-3</u>	<u>2010-1</u>	<u>2010-2</u>	<u>2010-3</u>
1 (What is best for the country)	1	245	0	81	0	103	0	193	0	0
2	2	172	0	42	0	74	0	108	0	0
3	3	99	0	46	0	40	0	84	0	0
4	4	26	0	21	0	22	0	34	0	0
5 (Own narrow interests)	5	44	0	13	0	27	0	29	0	0
Don't Know	8	27	0	7	0	6	0	23	0	0
No answer	9	2	0	1	0	3	0	4	0	0
Not applicable	0	1385	2000	1789	2023	1748	2023	1569	2044	2044

B. Elected Officials

[VAR: POLBSTGW]

<u>RESPONSE</u>	<u>PUNCH</u>	<u>YEAR</u>								
		<u>2006-1</u>	<u>2006-2</u>	<u>2006-3</u>	<u>2008-1</u>	<u>2008-2</u>	<u>2008-3</u>	<u>2010-1</u>	<u>2010-2</u>	<u>2010-3</u>
1 (What is best for the country)	1	54	0	21	0	25	0	41	0	0
2	2	63	0	14	0	35	0	48	0	0
3	3	154	0	57	0	64	0	128	0	0
4	4	145	0	39	0	66	0	113	0	0
5 (Own narrow interests)	5	169	0	73	0	76	0	117	0	0
Don't Know	8	28	0	6	0	6	0	23	0	0
No answer	9	2	0	1	0	3	0	5	0	0
Not applicable	0	1385	2000	1789	2023	1748	2023	1569	2044	2044

C. Business Leaders

[VAR: BIZBSTGW]

<u>RESPONSE</u>	<u>PUNCH</u>	<u>YEAR</u>								
		<u>2006-1</u>	<u>2006-2</u>	<u>2006-3</u>	<u>2008-1</u>	<u>2008-2</u>	<u>2008-3</u>	<u>2010-1</u>	<u>2010-2</u>	<u>2010-3</u>
1 (What is best for the country)	1	30	0	11	0	19	0	25	0	0
2	2	30	0	6	0	18	0	25	0	0
3	3	145	0	47	0	64	0	118	0	0
4	4	170	0	63	0	73	0	126	0	0
5 (Own narrow interests)	5	209	0	79	0	90	0	156	0	0
Don't Know	8	29	0	5	0	8	0	20	0	0
No answer	9	2	0	0	0	3	0	5	0	0
Not applicable	0	1385	2000	1789	2023	1748	2023	1569	2044	2044

REMARKS: Hand Card B5 contains responses 1-5.

183. How much do you favor or oppose requiring car makers to make cars and trucks that use less gasoline? Do you strongly favor, favor, neither favor nor oppose, oppose, or strongly oppose such a requirement?

[VAR: GASREGS]

RESPONSE	PUNCH	YEAR								
		2006-1	2006-2	2006-3	2008-1	2008-2	2008-3	2010-1	2010-2	2010-3
Strongly Favor	1	417	0	113	0	144	0	260	0	0
Favor	2	142	0	69	0	83	0	138	0	0
Neither favor nor oppose	3	34	0	13	0	26	0	48	0	0
Oppose	4	10	0	8	0	12	0	13	0	0
Strongly Oppose	5	5	0	5	0	6	0	10	0	0
Don't Know	8	6	0	3	0	2	0	2	0	0
No answer	9	1	0	0	0	2	0	4	0	0
Not applicable	0	1385	2000	1789	2023	1748	2023	1569	2044	2044

184. Here is another public issue: research that uses human embryonic stem cells. These are cells from human embryos that can develop into many different types of tissue. Some say that cells taken from human embryos are uniquely valuable in medical research. Others say that the same discoveries can be made without destroying living embryos.

HAND CARD B6

Please look at Card B6. (On a scale of 1 to 5, where 1 means "Very Well" and 5 means "Not at All"), how well do the following groups understand stem cell research?

- A. Medical researchers

[VAR: SCMED]

RESPONSE	PUNCH	YEAR								
		2006-1	2006-2	2006-3	2008-1	2008-2	2008-3	2010-1	2010-2	2010-3
1 (Very well)	1	314	0	108	0	132	0	232	0	0
2	2	148	0	52	0	73	0	123	0	0
3	3	85	0	32	0	39	0	63	0	0
4	4	12	0	5	0	8	0	14	0	0
5 (Not at all)	5	20	0	5	0	10	0	11	0	0
Don't Know	8	34	0	8	0	10	0	28	0	0
No answer	9	2	0	1	0	3	0	4	0	0
Not applicable	0	1385	2000	1789	2023	1748	2023	1569	2044	2044

B. Religious leaders

[VAR: SCRELIG]

<u>RESPONSE</u>	<u>PUNCH</u>	<u>YEAR</u>								
		<u>2006-1</u>	<u>2006-2</u>	<u>2006-3</u>	<u>2008-1</u>	<u>2008-2</u>	<u>2008-3</u>	<u>2010-1</u>	<u>2010-2</u>	<u>2010-3</u>
1 (Very well)	1	34	0	17	0	10	0	26	0	0
2	2	51	0	11	0	18	0	29	0	0
3	3	158	0	55	0	93	0	113	0	0
4	4	175	0	65	0	63	0	153	0	0
5 (Not at all)	5	164	0	52	0	76	0	122	0	0
Don't Know	8	31	0	10	0	12	0	28	0	0
No answer	9	2	0	1	0	3	0	4	0	0
Not applicable	0	1385	2000	1789	2023	1748	2023	1569	2044	2044

C. Elected Officials

[VAR: SCPOL]

<u>RESPONSE</u>	<u>PUNCH</u>	<u>YEAR</u>								
		<u>2006-1</u>	<u>2006-2</u>	<u>2006-3</u>	<u>2008-1</u>	<u>2008-2</u>	<u>2008-3</u>	<u>2010-1</u>	<u>2010-2</u>	<u>2010-3</u>
1 (Very well)	1	22	0	6	0	11	0	16	0	0
2	2	38	0	10	0	21	0	32	0	0
3	3	207	0	58	0	100	0	164	0	0
4	4	166	0	66	0	69	0	139	0	0
5 (Not at all)	5	146	0	63	0	60	0	97	0	0
Don't Know	8	34	0	7	0	11	0	22	0	0
No answer	9	2	0	1	0	3	0	5	0	0
Not applicable	0	1385	2000	1789	2023	1748	2023	1569	2044	2044

REMARKS: Hand Card B6 contains responses 1-5.

185. Please look at Card B7. (On a scale of 1 to 5, where 1 means "Near complete agreement" and 5 means "No agreement at all") to what extent do medical researchers agree on the importance of stem cells for research?

HAND CARD B7

[VAR: MEDAGRSC]

RESPONSE	PUNCH	YEAR								
		<u>2006-1</u>	<u>2006-2</u>	<u>2006-3</u>	<u>2008-1</u>	<u>2008-2</u>	<u>2008-3</u>	<u>2010-1</u>	<u>2010-2</u>	<u>2010-3</u>
1 (Near complete agreement)	1	131	0	60	0	77	0	119	0	0
2	2	210	0	52	0	80	0	157	0	0
3	3	164	0	62	0	73	0	110	0	0
4	4	31	0	16	0	17	0	26	0	0
5 (No agreement at all)	5	31	0	10	0	7	0	18	0	0
Don't Know	8	46	0	11	0	18	0	40	0	0
No answer	9	2	0	0	0	3	0	5	0	0
Not applicable	0	1385	2000	1789	2023	1748	2023	1569	2044	2044

REMARKS: Hand Card B7 contains responses 1-5.

187. Please look at Card B8. How much influence should each of the following groups have in deciding about government funding for stem cell research?

HAND CARD B8

- A. Medical researchers. (Would you say a great deal of influence, a fair amount, a little influence, or none at all?)

[VAR: MEDINFSC]

RESPONSE	PUNCH	YEAR								
		<u>2006-1</u>	<u>2006-2</u>	<u>2006-3</u>	<u>2008-1</u>	<u>2008-2</u>	<u>2008-3</u>	<u>2010-1</u>	<u>2010-2</u>	<u>2010-3</u>
A great deal of influence	1	252	0	88	0	101	0	179	0	0
A fair amount	2	253	0	80	0	118	0	207	0	0
A little influence	3	57	0	23	0	30	0	54	0	0
None at all	4	26	0	12	0	14	0	14	0	0
Don't Know	8	25	0	8	0	9	0	16	0	0
No answer	9	2	0	0	0	3	0	5	0	0
Not applicable	0	1385	2000	1789	2023	1748	2023	1569	2044	2044

B. Religious leaders. (Would you say a great deal of influence, a fair amount, a little influence, or none at all?)

[VAR: RELINFSC]

<u>RESPONSE</u>	<u>PUNCH</u>	<u>YEAR</u>								
		<u>2006-1</u>	<u>2006-2</u>	<u>2006-3</u>	<u>2008-1</u>	<u>2008-2</u>	<u>2008-3</u>	<u>2010-1</u>	<u>2010-2</u>	<u>2010-3</u>
A great deal of influence	1	46	0	18	0	17	0	34	0	0
A fair amount	2	133	0	39	0	57	0	85	0	0
A little influence	3	232	0	83	0	97	0	174	0	0
None at all	4	175	0	65	0	88	0	159	0	0
Don't Know	8	27	0	6	0	13	0	19	0	0
No answer	9	2	0	0	0	3	0	4	0	0
Not applicable	0	1385	2000	1789	2023	1748	2023	1569	2044	2044

C. Elected Officials. (Would you say a great deal of influence, a fair amount, a little influence, or none at all?)

[VAR: POLINFSC]

<u>RESPONSE</u>	<u>PUNCH</u>	<u>YEAR</u>								
		<u>2006-1</u>	<u>2006-2</u>	<u>2006-3</u>	<u>2008-1</u>	<u>2008-2</u>	<u>2008-3</u>	<u>2010-1</u>	<u>2010-2</u>	<u>2010-3</u>
A great deal of influence	1	71	0	19	0	21	0	48	0	0
A fair amount	2	210	0	59	0	93	0	159	0	0
A little influence	3	201	0	73	0	84	0	165	0	0
None at all	4	104	0	54	0	64	0	81	0	0
Don't Know	8	27	0	6	0	10	0	18	0	0
No answer	9	2	0	0	0	3	0	4	0	0
Not applicable	0	1385	2000	1789	2023	1748	2023	1569	2044	2044

REMARKS: Hand Card B8 contains responses 1-4.

188. Please look at Card B9. When making policy recommendations about stem cell research, to what extent do you think the following groups would support what is best for the country as a whole or what serves their own narrow interests?

INSTRUCTION: IF ASKED WHAT NARROW INTEREST MEANS: Well, someone might gain financially if a certain policy were adopted or it might advance his or her career.

HAND CARD B9

A. Medical researchers

[VAR: MEDBSTSC]

<u>RESPONSE</u>	<u>PUNCH</u>	<u>YEAR</u>								
		<u>2006-1</u>	<u>2006-2</u>	<u>2006-3</u>	<u>2008-1</u>	<u>2008-2</u>	<u>2008-3</u>	<u>2010-1</u>	<u>2010-2</u>	<u>2010-3</u>
1 (What is best for the country)	1	216	0	73	0	80	0	136	0	0
2	2	155	0	57	0	81	0	135	0	0
3	3	121	0	32	0	48	0	113	0	0
4	4	50	0	27	0	26	0	43	0	0
5 (Own narrow interests)	5	47	0	15	0	25	0	22	0	0
Don't Know	8	24	0	7		11	0	21	0	0
No answer	9	2	0	0	0	4	0	5	0	0
Not applicable	0	1385	2000	1789	2023	1748	2023	1569	2044	2044

B. Religious leaders

[VAR: RELBSTSC]

<u>RESPONSE</u>	<u>PUNCH</u>	<u>YEAR</u>								
		<u>2006-1</u>	<u>2006-2</u>	<u>2006-3</u>	<u>2008-1</u>	<u>2008-2</u>	<u>2008-3</u>	<u>2010-1</u>	<u>2010-2</u>	<u>2010-3</u>
1 (What is best for the country)	1	77	0	19	0	29	0	38	0	0
2	2	68	0	24	0	26	0	46	0	0
3	3	148	0	55	0	65	0	112	0	0
4	4	124	0	51	0	63	0	120	0	0
5 (Own narrow interests)	5	166	0	55	0	73	0	129	0	0
Don't Know	8	30	0	7	0	15	0	24	0	0
No answer	9	2	0	0	0	4	0	6	0	0
Not applicable	0	1385	2000	1789	2023	1748	2023	1569	2044	2044

C. Elected officials

[VAR: POLBSTSC]

<u>RESPONSE</u>	<u>PUNCH</u>	<u>YEAR</u>								
		<u>2006-1</u>	<u>2006-2</u>	<u>2006-3</u>	<u>2008-1</u>	<u>2008-2</u>	<u>2008-3</u>	<u>2010-1</u>	<u>2010-2</u>	<u>2010-3</u>
1 (What is best for the country)	1	54	0	12	0	14	0	24	0	0
2	2	48	0	15	0	24	0	53	0	0
3	3	194	0	46	0	75	0	141	0	0
4	4	140	0	56	0	75	0	118	0	0
5 (Own narrow interests)	5	151	0	75	0	72	0	115	0	0
Don't Know	8	26	0	7	0	12	0	19	0	0
No answer	9	2	0	0	0	3	0	5	0	0
Not applicable	0	1385	2000	1789	2023	1748	2023	1569	2044	2044

REMARKS: Hand Card B9 contains responses 1-5.

189. Recently, there has been controversy over whether the government should provide any funds at all for scientific research that uses "stem cells" taken from human embryos. Would you say the government...

[VAR: SCRESRCH]

<u>RESPONSE</u>	<u>PUNCH</u>	<u>YEAR</u>								
		<u>2006-1</u>	<u>2006-2</u>	<u>2006-3</u>	<u>2008-1</u>	<u>2008-2</u>	<u>2008-3</u>	<u>2010-1</u>	<u>2010-2</u>	<u>2010-3</u>
Definitely should fund such research	1	187	0	51	0	66	0	139	0	0
Probably should fund such research	2	226	0	85	0	107	0	200	0	0
Probably should not fund such research	3	88	0	32	0	40	0	61	0	0
Definitely should not fund such research	4	65	0	38	0	47	0	43	0	0
Don't Know	8	42	0	5	0	12	0	25	0	0
No answer	9	7	0	0	0	3	0	7	0	0
Not applicable	0	1385	2000	1789	2023	1748	2023	1569	2044	2044

The next few items concern some public issues.

190. The first issue is federal income taxes. Some people say that reducing income taxes almost always helps the economy grow. Others say that reducing income taxes has very little long-term impact on economic growth but could cause a big increase in the deficit. Please look at Card B10. (On a scale of 1 to 5, where 1 means "Very Well" and 5 means "Not at All"), how well do the following groups understand the likely effects of reducing federal income taxes?

HAND CARD B10

A. Economists

[VAR: TXECO]

<u>RESPONSE</u>	<u>PUNCH</u>	<u>YEAR</u>								
		<u>2006-1</u>	<u>2006-2</u>	<u>2006-3</u>	<u>2008-1</u>	<u>2008-2</u>	<u>2008-3</u>	<u>2010-1</u>	<u>2010-2</u>	<u>2010-3</u>
1 (Very well)	1	205	0	69	0	92	0	103	0	0
2	2	106	0	36	0	50	0	116	0	0
3	3	196	0	67	0	83	0	136	0	0
4	4	40	0	15	0	20	0	42	0	0
5 (Not at all)	5	48	0	18	0	12	0	38	0	0
Don't Know	8	35	0	19	0	21	0	28	0	0
No answer	9	1	0	1	0	2	0	3	0	0
Not applicable	0	1369	2000	1775	2023	1743	2023	1578	2044	2044

B. Business leaders

[VAR: TXBIZ]

<u>RESPONSE</u>	<u>PUNCH</u>	<u>YEAR</u>								
		<u>2006-1</u>	<u>2006-2</u>	<u>2006-3</u>	<u>2008-1</u>	<u>2008-2</u>	<u>2008-3</u>	<u>2010-1</u>	<u>2010-2</u>	<u>2010-3</u>
1 (Very well)	1	107	0	39	0	51	0	66	0	0
2	2	172	0	56	0	70	0	112	0	0
3	3	202	0	69	0	78	0	152	0	0
4	4	78	0	26	0	39	0	63	0	0
5 (Not at all)	5	43	0	19	0	23	0	43	0	0
Don't Know	8	29	0	16	0	17	0	27	0	0
No answer	9	0	0	0	0	2	0	3	0	0
Not applicable	0	1369	2000	1775	2023	1743	2023	1578	2044	2044

C. Elected Officials

[VAR: TXPOL]

<u>RESPONSE</u>	<u>PUNCH</u>	<u>YEAR</u>								
		<u>2006-1</u>	<u>2006-2</u>	<u>2006-3</u>	<u>2008-1</u>	<u>2008-2</u>	<u>2008-3</u>	<u>2010-1</u>	<u>2010-2</u>	<u>2010-3</u>
1 (Very well)	1	73	0	17	0	24	0	52	0	0
2	2	105	0	47	0	51	0	67	0	0
3	3	201	0	72	0	77	0	155	0	0
4	4	132	0	31	0	62	0	93	0	0
5 (Not at all)	5	94	0	46	0	44	0	73	0	0
Don't Know	8	26	0	12	0	20	0	23	0	0
No answer	9	0	0	0	0	2	0	3	0	0
Not applicable	0	1369	2000	1775	2023	1743	2023	1578	2044	2044

REMARKS: Hand Card B10 contains responses 1-5.

191. Please look at Card B11. On a scale of 1 to 5, where 1 means "Near complete agreement" and 5 means "No agreement at all", to what extent do economists agree on the effects of reducing federal income taxes?

HAND CARD B11

[VAR: ECOAGREE]

<u>RESPONSE</u>	<u>PUNCH</u>	<u>YEAR</u>								
		<u>2006-1</u>	<u>2006-2</u>	<u>2006-3</u>	<u>2008-1</u>	<u>2008-2</u>	<u>2008-3</u>	<u>2010-1</u>	<u>2010-2</u>	<u>2010-3</u>
1 (Near Complete agreement)	1	30	0	10	0	16	0	21	0	0
2	2	92	0	32	0	45	0	61	0	0
3	3	255	0	88	0	101	0	188	0	0
4	4	97	0	29	0	42	0	68	0	0
5 (No agreement at all)	5	77	0	42	0	46	0	68	0	0
Don't Know	8	79	0	23	0	28	0	52	0	0
No answer	9	1	0	1	0	2	0	8	0	0
Not applicable	0	1369	2000	1775	2023	1743	2023	1578	2044	2044

REMARKS: Hand Card B11 contains responses 1-5.

192. Please look at Card B12. How much influence should each of the following groups have in deciding whether to reduce federal income taxes?

HAND CARD B12

A. Economists. (Would you say a great deal of influence, a fair amount, a little influence, or none at all?)

[VAR: ECOINFTX]

<u>RESPONSE</u>	<u>PUNCH</u>	<u>YEAR</u>								
		<u>2006-1</u>	<u>2006-2</u>	<u>2006-3</u>	<u>2008-1</u>	<u>2008-2</u>	<u>2008-3</u>	<u>2010-1</u>	<u>2010-2</u>	<u>2010-3</u>
A great deal of influence	1	123	0	36	0	53	0	87	0	0
A fair amount	2	324	0	141	0	140	0	239	0	0
A little influence	3	116	0	30	0	59	0	88	0	0
None at all	4	25	0	9	0	10	0	23	0	0
Don't Know	8	43	0	9	0	15	0	25	0	0
No answer	9	0	0	0	0	3	0	4	0	0
Not applicable	0	1369	2000	1775	2023	1743	2023	1578	2044	2044

B. Business leaders. (Would you say a great deal of influence, a fair amount, a little influence, or none at all?)

[VAR: BIZINFTX]

<u>RESPONSE</u>	<u>PUNCH</u>	<u>YEAR</u>								
		<u>2006-1</u>	<u>2006-2</u>	<u>2006-3</u>	<u>2008-1</u>	<u>2008-2</u>	<u>2008-3</u>	<u>2010-1</u>	<u>2010-2</u>	<u>2010-3</u>
A great deal of influence	1	57	0	22	0	34	0	53	0	0
A fair amount	2	252	0	105	0	103	0	189	0	0
A little influence	3	225	0	72	0	93	0	152	0	0
None at all	4	66	0	22	0	30	0	49	0	0
Don't Know	8	31	0	4	0	17	0	19	0	0
No answer	9	0	0	0	0	3	0	4	0	0
Not applicable	0	1369	2000	1775	2023	1743	2023	1578	2044	2044

C. Elected officials. (Would you say a great deal of influence, a fair amount, a little influence, or none at all?)

[VAR: POLINFTX]

<u>RESPONSE</u>	<u>PUNCH</u>	<u>YEAR</u>								
		<u>2006-1</u>	<u>2006-2</u>	<u>2006-3</u>	<u>2008-1</u>	<u>2008-2</u>	<u>2008-3</u>	<u>2010-1</u>	<u>2010-2</u>	<u>2010-3</u>
A great deal of influence	1	143	0	53	0	66	0	101	0	0
A fair amount	2	231	0	85	0	103	0	186	0	0
A little influence	3	159	0	54	0	64	0	112	0	0
None at all	4	68	0	28	0	28	0	41	0	0
Don't Know	8	30	0	5	0	16	0	20	0	0
No answer	9	0	0	0	0	3	0	6	0	0
Not applicable	0	1369	2000	1775	2023	1743	2023	1578	2044	2044

REMARKS: Hand Card B12 contains responses 1-4.

193. Please look at Card B14. When making policy recommendations about federal income taxes, on a scale of 1 to 5, to what extent do you think the following groups would support what is best for the country as a whole or what serves their own narrow interests?

INSTRUCTION: IF ASKED WHAT NARROW INTEREST MEANS: Well, someone might gain financially if a certain policy were adopted or it might advance his or her career.

HAND CARD B14

A. Economists

[VAR: ECOBSTTX]

<u>RESPONSE</u>	<u>PUNCH</u>	<u>YEAR</u>								
		<u>2006-1</u>	<u>2006-2</u>	<u>2006-3</u>	<u>2008-1</u>	<u>2008-2</u>	<u>2008-3</u>	<u>2010-1</u>	<u>2010-2</u>	<u>2010-3</u>
1 (What is best for the country)	1	140	0	44	0	59	0	80	0	0
2	2	186	0	59	0	75	0	133	0	0
3	3	148	0	62	0	76	0	135	0	0
4	4	65	0	25	0	25	0	49	0	0
5 (Own narrow interests)	5	54	0	28	0	22	0	42	0	0
Don't Know	8	38	0	7	0	20	0	23	0	0
No answer	9	0	0	0	0	3	0	4	0	0
Not applicable	0	1369	2000	1775	2023	1743	2023	1578	2044	2044

B. Business leaders

[VAR: BIZBSTTX]

<u>RESPONSE</u>	<u>PUNCH</u>	<u>YEAR</u>								
		<u>2006-1</u>	<u>2006-2</u>	<u>2006-3</u>	<u>2008-1</u>	<u>2008-2</u>	<u>2008-3</u>	<u>2010-1</u>	<u>2010-2</u>	<u>2010-3</u>
1 (What is best for the country)	1	24	0	13	0	14	0	22	0	0
2	2	53	0	17	0	31	0	50	0	0
3	3	147	0	62	0	66	0	106	0	0
4	4	192	0	58	0	71	0	144	0	0
5 (Own narrow interests)	5	183	0	69	0	75	0	121	0	0
Don't Know	8	32	0	6	0	21	0	19	0	0
No answer	9	0	0	0	0	2	0	4	0	0
Not applicable	0	1369	2000	1775	2023	1743	2023	1578	2044	2044

C. Elected officials

[VAR: POLBSTTX]

<u>RESPONSE</u>	<u>PUNCH</u>	<u>YEAR</u>								
		<u>2006-1</u>	<u>2006-2</u>	<u>2006-3</u>	<u>2008-1</u>	<u>2008-2</u>	<u>2008-3</u>	<u>2010-1</u>	<u>2010-2</u>	<u>2010-3</u>
1 (What is best for the country)	1	52	0	21	0	24	0	40	0	0
2	2	78	0	25	0	19	0	58	0	0
3	3	168	0	59	0	80	0	121	0	0
4	4	140	0	48	0	58	0	108	0	0
5 (Own narrow interests)	5	169	0	66	0	79	0	112	0	0
Don't Know	8	24	0	6	0	17	0	23	0	0
No answer	9	0	0	0	0	3	0	4	0	0
Not applicable	0	1369	2000	1775	2023	1743	2023	1578	2044	2044

REMARKS: Hand Card B14 contains responses 1-5.

194. Here is another public issue: genetically modified foods. Genetically modified foods come from plants or animals whose characteristics have been changed by the alteration, addition, or deletion of DNA in their genetic material using advanced laboratory techniques.

Some say that genetically modified foods are unsafe and pose risks for human health. Others say that they are safe and necessary to reduce world hunger. Please look at Card B15. (On a scale of 1 to 5, where 1 means "Very Well" and 5 means "Not at All"), how well do the following groups understand the risks posed by genetically modified foods?

INSTRUCTION: IF ASKED WHAT "ADVANCED LABORATORY TECHNIQUES" MEANS: This typically involves "recombinant DNA" or "gene splicing," in which genetic material from one organism is inserted into the genes of another. Sometimes, the two organisms are members of different species.

HAND CARD B15

A. Medical researchers

[VAR: GMMED]

RESPONSE	PUNCH	YEAR								
		2006-1	2006-2	2006-3	2008-1	2008-2	2008-3	2010-1	2010-2	2010-3
1 (Very well)	1	199	0	0	0	0	0	0	0	0
2	2	198	0	0	0	0	0	0	0	0
3	3	125	0	0	0	0	0	0	0	0
4	4	40	0	0	0	0	0	0	0	0
5 (Not at all)	5	33	0	0	0	0	0	0	0	0
Don't Know	8	35	0	0	0	0	0	0	0	0
No answer	9	1	0	0	0	0	0	0	0	0
Not applicable	0	1369	2000	2000	2023	2023	2023	2044	2044	2044

B. Elected officials

[VAR: GMPOL]

RESPONSE	PUNCH	YEAR								
		2006-1	2006-2	2006-3	2008-1	2008-2	2008-3	2010-1	2010-2	2010-3
1 (Very well)	1	24	0	0	0	0	0	0	0	0
2	2	36	0	0	0	0	0	0	0	0
3	3	142	0	0	0	0	0	0	0	0
4	4	211	0	0	0	0	0	0	0	0
5 (Not at all)	5	185	0	0	0	0	0	0	0	0
Don't Know	8	33	0	0	0	0	0	0	0	0
No answer	9	0	0	0	0	0	0	0	0	0
Not applicable	0	1369	2000	2000	2023	2023	2023	2044	2044	2044

C. Business leaders

[VAR: GMBIZ]

<u>RESPONSE</u>	<u>PUNCH</u>	<u>YEAR</u>								
		<u>2006-1</u>	<u>2006-2</u>	<u>2006-3</u>	<u>2008-1</u>	<u>2008-2</u>	<u>2008-3</u>	<u>2010-1</u>	<u>2010-2</u>	<u>2010-3</u>
1 (Very well)	1	28	0	0	0	0	0	0	0	0
2	2	47	0	0	0	0	0	0	0	0
3	3	144	0	0	0	0	0	0	0	0
4	4	209	0	0	0	0	0	0	0	0
5 (Not at all)	5	169	0	0	0	0	0	0	0	0
Don't Know	8	34	0	0	0	0	0	0	0	0
No answer	9	0	0	0	0	0	0	0	0	0
Not applicable	0	1369	2000	2000	2023	2023	2023	2044	2044	2044

REMARKS: Hand Card B15 contains responses 1-5.

195. Please look at Card B16. (On a scale of 1 to 5, where 1 means "Near complete agreement" and 5 means "No agreement at all") to what extent do medical researchers agree on the risks and benefits of genetically modified foods?

HAND CARD B16

[VAR: MEDAGRGM]

<u>RESPONSE</u>	<u>PUNCH</u>	<u>YEAR</u>								
		<u>2006-1</u>	<u>2006-2</u>	<u>2006-3</u>	<u>2008-1</u>	<u>2008-2</u>	<u>2008-3</u>	<u>2010-1</u>	<u>2010-2</u>	<u>2010-3</u>
1 (Near complete agreement)	1	59	0	0	0	0	0	0	0	0
2	2	122	0	0	0	0	0	0	0	0
3	3	254	0	0	0	0	0	0	0	0
4	4	65	0	0	0	0	0	0	0	0
5 (No agreement at all)	5	50	0	0	0	0	0	0	0	0
Don't Know	8	81	0	0	0	0	0	0	0	0
No answer	9	0	0	0	0	0	0	0	0	0
Not applicable	0	1369	2000	2000	2023	2023	2023	2044	2044	2044

REMARKS: Hand Card B16 contains responses 1-5.

196. Some say that the government should restrict the sale of genetically modified foods. Others say there is no need for such restrictions. Please look at Card B17. How much influence should each of the following groups have in deciding whether to restrict the sale of genetically modified foods?

HAND CARD B17

- A. Medical researchers. (Would you say a great deal of influence, a fair amount, a little influence, or none at all?)

[VAR: MEDINFGM]

<u>RESPONSE</u>	<u>PUNCH</u>	<u>YEAR</u>								
		<u>2006-1</u>	<u>2006-2</u>	<u>2006-3</u>	<u>2008-1</u>	<u>2008-2</u>	<u>2008-3</u>	<u>2010-1</u>	<u>2010-2</u>	<u>2010-3</u>
A great deal of influence	1	253	0	0	0	0	0	0	0	0
A fair amount	2	272	0	0	0	0	0	0	0	0
A little influence	3	60	0	0	0	0	0	0	0	0
None at all	4	19	0	0	0	0	0	0	0	0
Don't Know	8	27	0	0	0	0	0	0	0	0
No answer	9	0	0	0	0	0	0	0	0	0
Not applicable	0	1369	2000	2000	2023	2023	2023	2044	2044	2044

- B. Elected officials. (Would you say a great deal of influence, a fair amount, a little influence, or none at all?)

[VAR: POLINFGM]

<u>RESPONSE</u>	<u>PUNCH</u>	<u>YEAR</u>								
		<u>2006-1</u>	<u>2006-2</u>	<u>2006-3</u>	<u>2008-1</u>	<u>2008-2</u>	<u>2008-3</u>	<u>2010-1</u>	<u>2010-2</u>	<u>2010-3</u>
A great deal of influence	1	45	0	0	0	0	0	0	0	0
A fair amount	2	192	0	0	0	0	0	0	0	0
A little influence	3	227	0	0	0	0	0	0	0	0
None at all	4	138	0	0	0	0	0	0	0	0
Don't Know	8	29	0	0	0	0	0	0	0	0
No answer	9	0	0	0	0	0	0	0	0	0
Not applicable	0	1369	2000	2000	2023	2023	2023	2044	2044	2044

C. Business leaders. (Would you say a great deal of influence, a fair amount, a little influence, or none at all?)

[VAR: BIZINFGM]

<u>RESPONSE</u>	<u>PUNCH</u>	<u>YEAR</u>								
		<u>2006-1</u>	<u>2006-2</u>	<u>2006-3</u>	<u>2008-1</u>	<u>2008-2</u>	<u>2008-3</u>	<u>2010-1</u>	<u>2010-2</u>	<u>2010-3</u>
A great deal of influence	1	26	0	0	0	0	0	0	0	0
A fair amount	2	109	0	0	0	0	0	0	0	0
A little influence	3	248	0	0	0	0	0	0	0	0
None at all	4	219	0	0	0	0	0	0	0	0
Don't Know	8	29	0	0	0	0	0	0	0	0
No answer	9	0	0	0	0	0	0	0	0	0
Not applicable	0	1369	2000	2000	2023	2023	2023	2044	2044	2044

REMARKS: Hand Card B17 contains responses 1-4.

197. Please look at Card B18. When making policy recommendations about genetically modified foods, to what extent do you think the following groups would support what is best for the country as a whole or what serves their own narrow interests?

INSTRUCTION: IF ASKED WHAT NARROW INTEREST MEANS: Well, someone might gain financially if a certain policy were adopted or it might advance his or her career.

HAND CARD B18

A. Medical researchers

[VAR: MEDBSTGM]

<u>RESPONSE</u>	<u>PUNCH</u>	<u>YEAR</u>								
		<u>2006-1</u>	<u>2006-2</u>	<u>2006-3</u>	<u>2008-1</u>	<u>2008-2</u>	<u>2008-3</u>	<u>2010-1</u>	<u>2010-2</u>	<u>2010-3</u>
1 (What is best for the country)	1	209	0	0	0	0	0	0	0	0
2	2	187	0	0	0	0	0	0	0	0
3	3	130	0	0	0	0	0	0	0	0
4	4	36	0	0	0	0	0	0	0	0
5 (Own narrow interests)	5	43	0	0	0	0	0	0	0	0
Don't Know	8	26	0	0	0	0	0	0	0	0
No answer	9	0	0	0	0	0	0	0	0	0
Not applicable	0	1369	2000	2000	2023	2023	2023	2044	2044	2044

B. Elected officials

[VAR: POLBSTGM]

<u>RESPONSE</u>	<u>PUNCH</u>	<u>YEAR</u>								
		<u>2006-1</u>	<u>2006-2</u>	<u>2006-3</u>	<u>2008-1</u>	<u>2008-2</u>	<u>2008-3</u>	<u>2010-1</u>	<u>2010-2</u>	<u>2010-3</u>
1 (What is best for the country)	1	45	0	0	0	0	0	0	0	0
2	2	51	0	0	0	0	0	0	0	0
3	3	201	0	0	0	0	0	0	0	0
4	4	157	0	0	0	0	0	0	0	0
5 (Own narrow interests)	5	151	0	0	0	0	0	0	0	0
Don't Know	8	26	0	0	0	0	0	0	0	0
No answer	9	0	0	0	0	0	0	0	0	0
Not applicable	0	1369	2000	2000	2023	2023	2023	2044	2044	2044

C. Business leaders

[VAR: BIZBSTGM]

<u>RESPONSE</u>	<u>PUNCH</u>	<u>YEAR</u>								
		<u>2006-1</u>	<u>2006-2</u>	<u>2006-3</u>	<u>2008-1</u>	<u>2008-2</u>	<u>2008-3</u>	<u>2010-1</u>	<u>2010-2</u>	<u>2010-3</u>
1 (What is best for the country)	1	14	0	0	0	0	0	0	0	0
2	2	25	0	0	0	0	0	0	0	0
3	3	145	0	0	0	0	0	0	0	0
4	4	218	0	0	0	0	0	0	0	0
5 (Own narrow interests)	5	201	0	0	0	0	0	0	0	0
Don't Know	8	28	0	0	0	0	0	0	0	0
No answer	9	0	0	0	0	0	0	0	0	0
Not applicable	0	1369	2000	2000	2023	2023	2023	2044	2044	2044

REMARKS: Hand Card B18 contains responses 1-5 for question MEDBSTGM-BIZBSTGM

D. Which statement best describes your own view about eating foods that have been genetically modified?

[VAR: EATGM]

<u>RESPONSE</u>	<u>PUNCH</u>	<u>YEAR</u>								
		<u>2006-1</u>	<u>2006-2</u>	<u>2006-3</u>	<u>2008-1</u>	<u>2008-2</u>	<u>2008-3</u>	<u>2010-1</u>	<u>2010-2</u>	<u>2010-3</u>
I don't care whether the food I eat has been genetically modified	1	84	0	0	0	0	0	0	0	0
I am willing to eat genetically modified foods, but would prefer unmodified foods if they are available	2	326	0	0	0	0	0	0	0	0
I will not eat food that I know has been genetically modified	3	198	0	0	0	0	0	0	0	0
Don't Know	8	23	0	0	0	0	0	0	0	0
No answer	9	0	0	0	0	0	0	0	0	0
Not applicable	0	1369	2000	2000	2023	2023	2023	2044	2044	2044

198. Now I'm going to read you some statements about science and scientists. Please look at Card B19. How important are each of the following in making something scientific?

HAND CARD B19

A. It is done by scientists employed in a university setting. Would you say this is very important, pretty important, not too important, or not important at all in making something scientific?

[VAR: SCIIMP1]

<u>RESPONSE</u>	<u>PUNCH</u>	<u>YEAR</u>								
		<u>2006-1</u>	<u>2006-2</u>	<u>2006-3</u>	<u>2008-1</u>	<u>2008-2</u>	<u>2008-3</u>	<u>2010-1</u>	<u>2010-2</u>	<u>2010-3</u>
Very important	1	407	0	0	0	0	0	0	0	0
Pretty important	2	565	0	0	0	0	0	0	0	0
Not too important	3	173	0	0	0	0	0	0	0	0
Not important at all	4	58	0	0	0	0	0	0	0	0
Don't Know	8	38	0	0	0	0	0	0	0	0
No answer	9	5	0	0	0	0	0	0	0	0
Not applicable	0	754	2000	2000	2023	2023	2023	2044	2044	2044

- B. The people who do it have advanced degrees in their field. (Would you say this is very important, pretty important, not too important, or not important at all in making something scientific?)

[VAR: SCIIMP2]

<u>RESPONSE</u>	<u>PUNCH</u>	<u>YEAR</u>								
		<u>2006-1</u>	<u>2006-2</u>	<u>2006-3</u>	<u>2008-1</u>	<u>2008-2</u>	<u>2008-3</u>	<u>2010-1</u>	<u>2010-2</u>	<u>2010-3</u>
Very important	1	765	0	0	0	0	0	0	0	0
Pretty important	2	361	0	0	0	0	0	0	0	0
Not too important	3	62	0	0	0	0	0	0	0	0
Not important at all	4	18	0	0	0	0	0	0	0	0
Don't Know	8	35	0	0	0	0	0	0	0	0
No answer	9	5	0	0	0	0	0	0	0	0
Not applicable	0	754	2000	2000	2023	2023	2023	2044	2044	2044

- C. The conclusions are based on solid evidence. (Would you say this is very important, pretty important, not too important, or not important at all in making something scientific?)

[VAR: SCIIMP3]

<u>RESPONSE</u>	<u>PUNCH</u>	<u>YEAR</u>								
		<u>2006-1</u>	<u>2006-2</u>	<u>2006-3</u>	<u>2008-1</u>	<u>2008-2</u>	<u>2008-3</u>	<u>2010-1</u>	<u>2010-2</u>	<u>2010-3</u>
Very important	1	986	0	0	0	0	0	0	0	0
Pretty important	2	189	0	0	0	0	0	0	0	0
Not too important	3	26	0	0	0	0	0	0	0	0
Not important at all	4	13	0	0	0	0	0	0	0	0
Don't Know	8	27	0	0	0	0	0	0	0	0
No answer	9	5	0	0	0	0	0	0	0	0
Not applicable	0	754	2000	2000	2023	2023	2023	2044	2044	2044

- D. The researchers carefully examine different interpretations of the results, even ones they disagree with. (Would you say this is very important, pretty important, not too important, or not important at all in making something scientific?)

[VAR: SCIIMP4]

<u>RESPONSE</u>	<u>PUNCH</u>	<u>YEAR</u>								
		<u>2006-1</u>	<u>2006-2</u>	<u>2006-3</u>	<u>2008-1</u>	<u>2008-2</u>	<u>2008-3</u>	<u>2010-1</u>	<u>2010-2</u>	<u>2010-3</u>
Very important	1	887	0	0	0	0	0	0	0	0
Pretty important	2	271	0	0	0	0	0	0	0	0
Not too important	3	33	0	0	0	0	0	0	0	0
Not important at all	4	10	0	0	0	0	0	0	0	0
Don't Know	8	40	0	0	0	0	0	0	0	0
No answer	9	5	0	0	0	0	0	0	0	0
Not applicable	0	754	2000	2000	2023	2023	2023	2044	2044	2044

- E. The results of the research are consistent with religious beliefs. (Would you say this is very important, pretty important, not too important, or not important at all in making something scientific?)

[VAR: SCIIMP5]

<u>RESPONSE</u>	<u>PUNCH</u>	<u>YEAR</u>								
		<u>2006-1</u>	<u>2006-2</u>	<u>2006-3</u>	<u>2008-1</u>	<u>2008-2</u>	<u>2008-3</u>	<u>2010-1</u>	<u>2010-2</u>	<u>2010-3</u>
Very important	1	127	0	0	0	0	0	0	0	0
Pretty important	2	185	0	0	0	0	0	0	0	0
Not too important	3	398	0	0	0	0	0	0	0	0
Not important at all	4	486	0	0	0	0	0	0	0	0
Don't Know	8	44	0	0	0	0	0	0	0	0
No answer	9	6	0	0	0	0	0	0	0	0
Not applicable	0	754	2000	2000	2023	2023	2023	2044	2044	2044

- F. The results of the research are consistent with common sense. (Would you say this is very important, pretty important, not too important, or not important at all in making something scientific?)

[VAR: SCIIMP6]

<u>RESPONSE</u>	<u>PUNCH</u>	<u>YEAR</u>								
		<u>2006-1</u>	<u>2006-2</u>	<u>2006-3</u>	<u>2008-1</u>	<u>2008-2</u>	<u>2008-3</u>	<u>2010-1</u>	<u>2010-2</u>	<u>2010-3</u>
Very important	1	491	0	0	0	0	0	0	0	0
Pretty important	2	424	0	0	0	0	0	0	0	0
Not too important	3	194	0	0	0	0	0	0	0	0
Not important at all	4	99	0	0	0	0	0	0	0	0
Don't Know	8	33	0	0	0	0	0	0	0	0
No answer	9	5	0	0	0	0	0	0	0	0
Not applicable	0	754	2000	2000	2023	2023	2023	2044	2044	2044

- G. Other scientists repeat the experiment, and find similar results. (Would you say this is very important, pretty important, not too important, or not important at all in making something scientific?)

[VAR: SCIIMP7]

<u>RESPONSE</u>	<u>PUNCH</u>	<u>YEAR</u>								
		<u>2006-1</u>	<u>2006-2</u>	<u>2006-3</u>	<u>2008-1</u>	<u>2008-2</u>	<u>2008-3</u>	<u>2010-1</u>	<u>2010-2</u>	<u>2010-3</u>
Very important	1	821	0	0	0	0	0	0	0	0
Pretty important	2	329	0	0	0	0	0	0	0	0
Not too important	3	39	0	0	0	0	0	0	0	0
Not important at all	4	13	0	0	0	0	0	0	0	0
Don't Know	8	39	0	0	0	0	0	0	0	0
Refused	9	5	0	0	0	0	0	0	0	0
Not applicable	0	754	2000	2000	2023	2023	2023	2044	2044	2044

- H. The research takes place in a laboratory. (Would you say this is very important, pretty important, not too important, or not important at all in making something scientific?)

[VAR: SCIIMP8]

<u>RESPONSE</u>	<u>PUNCH</u>	<u>YEAR</u>								
		<u>2006-1</u>	<u>2006-2</u>	<u>2006-3</u>	<u>2008-1</u>	<u>2008-2</u>	<u>2008-3</u>	<u>2010-1</u>	<u>2010-2</u>	<u>2010-3</u>
Very important	1	500	0	0	0	0	0	0	0	0
Pretty important	2	386	0	0	0	0	0	0	0	0
Not too important	3	251	0	0	0	0	0	0	0	0
Not important at all	4	62	0	0	0	0	0	0	0	0
Don't Know	8	41	0	0	0	0	0	0	0	0
Refused	9	6	0	0	0	0	0	0	0	0
Not applicable	0	754	2000	2000	2023	2023	2023	2044	2044	2044

REMARKS: Hand Card B19 contains responses 1-4.

199. Please look at Card B20. How scientific are each of the following fields? If you have not heard of a particular field, just say you haven't heard of it

HAND CARD B20

- A. Sociology. Is sociology very scientific, pretty scientific, not too scientific, or not scientific at all?

[VAR: SOCSCI]

<u>RESPONSE</u>	<u>PUNCH</u>	<u>YEAR</u>								
		<u>2006-1</u>	<u>2006-2</u>	<u>2006-3</u>	<u>2008-1</u>	<u>2008-2</u>	<u>2008-3</u>	<u>2010-1</u>	<u>2010-2</u>	<u>2010-3</u>
Very scientific	1	99	0	0	0	0	26	0	24	0
Pretty scientific	2	502	0	0	0	0	116	0	102	0
Not too scientific	3	360	0	0	0	0	119	0	99	0
Not scientific at all	4	98	0	0	0	0	29	0	32	0
Haven't heard of it (VOLUNTEERED)	5	113	0	0	0	0	25	0	18	0
Don't Know	8	70	0	0	0	0	20	0	12	0
Refused	9	4	0	0	0	0	3	0	1	0
Not applicable	0	754	2000	2000	2023	2023	1685	2044	1756	2044

B. Physics. Is physics very scientific, pretty scientific, not too scientific, or not scientific at all?

[VAR: PHYSCSCI]

<u>RESPONSE</u>	<u>PUNCH</u>	<u>YEAR</u>								
		<u>2006-1</u>	<u>2006-2</u>	<u>2006-3</u>	<u>2008-1</u>	<u>2008-2</u>	<u>2008-3</u>	<u>2010-1</u>	<u>2010-2</u>	<u>2010-3</u>
Very scientific	1	841	0	0	0	0	239	0	193	0
Pretty scientific	2	270	0	0	0	0	57	0	64	0
Not too scientific	3	36	0	0	0	0	10	0	7	0
Not scientific at all	4	10	0	0	0	0	6	0	4	0
Haven't heard of it (VOLUNTEERED)	5	40	0	0	0	0	9	0	8	0
Don't Know	8	45	0	0	0	0	15	0	11	0
Refused	9	4	0	0	0	0	2	0	1	0
Not applicable	0	754	2000	2000	2023	2023	1685	2044	1756	2044

C. History. Is history very scientific, pretty scientific, not too scientific, or not scientific at all?

[VAR: HISTSCI]

<u>RESPONSE</u>	<u>PUNCH</u>	<u>YEAR</u>								
		<u>2006-1</u>	<u>2006-2</u>	<u>2006-3</u>	<u>2008-1</u>	<u>2008-2</u>	<u>2008-3</u>	<u>2010-1</u>	<u>2010-2</u>	<u>2010-3</u>
Very scientific	1	130	0	0	0	0	35	0	23	0
Pretty scientific	2	262	0	0	0	0	75	0	64	0
Not too scientific	3	453	0	0	0	0	127	0	114	0
Not scientific at all	4	363	0	0	0	0	86	0	74	0
Haven't heard of it (VOLUNTEERED)	5	5	0	0	0	0	3	0	5	0
Don't Know	8	29	0	0	0	0	10	0	7	0
Refused	9	4	0	0	0	0	2	0	1	0
Not applicable	0	754	2000	2000	2023	2023	1685	2044	1756	2044

D. Accounting. Is accounting very scientific, pretty scientific, not too scientific, or not scientific at all?

[VAR: ACCNTSCI]

<u>RESPONSE</u>	<u>PUNCH</u>	<u>YEAR</u>								
		<u>2006-1</u>	<u>2006-2</u>	<u>2006-3</u>	<u>2008-1</u>	<u>2008-2</u>	<u>2008-3</u>	<u>2010-1</u>	<u>2010-2</u>	<u>2010-3</u>
Very scientific	1	170	0	0	0	0	46	0	42	0
Pretty scientific	2	256	0	0	0	0	155	0	112	0
Not too scientific	3	368	0	0	0	0	236	0	203	0
Not scientific at all	4	402	0	0	0	0	209	0	195	0
Haven't heard of it (VOLUNTEERED)	5	9	0	0	0	0	4	0	6	0
Don't Know	8	37	0	0	0	0	22	0	19	0
Refused	9	4	0	0	0	0	3	0	2	0
Not applicable	0	754	2000	2000	2023	2023	1348	2044	1465	2044

E. Biology. Is biology very scientific, pretty scientific, not too scientific, or not scientific at all?

[VAR: BIOSCI]

<u>RESPONSE</u>	<u>PUNCH</u>	<u>YEAR</u>								
		<u>2006-1</u>	<u>2006-2</u>	<u>2006-3</u>	<u>2008-1</u>	<u>2008-2</u>	<u>2008-3</u>	<u>2010-1</u>	<u>2010-2</u>	<u>2010-3</u>
Very scientific	1	876	0	0	0	0	227	0	192	0
Pretty scientific	2	304	0	0	0	0	82	0	73	0
Not too scientific	3	22	0	0	0	0	9	0	10	0
Not scientific at all	4	7	0	0	0	0	2	0	3	0
Haven't heard of it (VOLUNTEERED)	5	9	0	0	0	0	4	0	6	0
Don't Know	8	24	0	0	0	0	12	0	3	0
Refused	9	4	0	0	0	0	2	0	1	0
Not applicable	0	754	2000	2000	2023	2023	1685	2044	1756	2044

F. Economics. Is economics very scientific, pretty scientific, not too scientific, or not scientific at all?

[VAR: ECONSCI]

<u>RESPONSE</u>	<u>PUNCH</u>	<u>YEAR</u>								
		<u>2006-1</u>	<u>2006-2</u>	<u>2006-3</u>	<u>2008-1</u>	<u>2008-2</u>	<u>2008-3</u>	<u>2010-1</u>	<u>2010-2</u>	<u>2010-3</u>
Very scientific	1	196	0	0	0	0	50	0	43	0
Pretty scientific	2	431	0	0	0	0	116	0	69	0
Not too scientific	3	394	0	0	0	0	98	0	103	0
Not scientific at all	4	172	0	0	0	0	48	0	56	0
Haven't heard of it (VOLUNTEERED)	5	14	0	0	0	0	4	0	5	0
Don't Know	8	35	0	0	0	0	19	0	11	0
Refused	9	4	0	0	0	0	3	0	1	0
Not applicable	0	754	2000	2000	2023	2023	1685	2044	1756	2044

G. Medicine. Is medicine very scientific, pretty scientific, not too scientific, or not scientific at all?

[VAR: MEDSCI]

<u>RESPONSE</u>	<u>PUNCH</u>	<u>YEAR</u>								
		<u>2006-1</u>	<u>2006-2</u>	<u>2006-3</u>	<u>2008-1</u>	<u>2008-2</u>	<u>2008-3</u>	<u>2010-1</u>	<u>2010-2</u>	<u>2010-3</u>
Very scientific	1	1003	0	0	0	0	279	0	226	0
Pretty scientific	2	206	0	0	0	0	42	0	46	0
Not too scientific	3	15	0	0	0	0	6	0	8	0
Not scientific at all	4	4	0	0	0	0	1	0	1	0
Haven't heard of it (VOLUNTEERED)	5		0	0	0	0	1	0	1	0
Don't Know	8	14	0	0	0	0	8	0	5	0
Refused	9	4	0	0	0	0	1	0	1	0
Not applicable	0	754	2000	2000	2023	2023	1685	2044	1756	2044

H. Engineering. Is engineering very scientific, pretty scientific, not too scientific, or not scientific at all?

[VAR: ENGNRSCI]

<u>RESPONSE</u>	<u>PUNCH</u>	<u>YEAR</u>								
		<u>2006-1</u>	<u>2006-2</u>	<u>2006-3</u>	<u>2008-1</u>	<u>2008-2</u>	<u>2008-3</u>	<u>2010-1</u>	<u>2010-2</u>	<u>2010-3</u>
Very scientific	1	576	0	0	0	0	178	0	143	0
Pretty scientific	2	400	0	0	0	0	101	0	88	0
Not too scientific	3	147	0	0	0	0	28	0	26	0
Not scientific at all	4	81	0	0	0	0	17	0	15	0
Haven't heard of it (VOLUNTEERED)	5	4	0	0	0	0	1	0	5	0
Don't Know	8	34	0	0	0	0	12	0	10	0
Refused	9	4	0	0	0	0	1	0	1	0
Not applicable	0	754	2000	2000	2023	2023	1685	2044	1756	2044

REMARKS: Hand Card B20 contains responses 1-5.

200. Please look at Card H3. How scientific is each of the following work activities?

HAND CARD H3

A. Farming. Is farming very scientific, pretty scientific, not too scientific, or not scientific at all?

[VAR: FARMING]

<u>RESPONSE</u>	<u>PUNCH</u>	<u>YEAR</u>								
		<u>2006-1</u>	<u>2006-2</u>	<u>2006-3</u>	<u>2008-1</u>	<u>2008-2</u>	<u>2008-3</u>	<u>2010-1</u>	<u>2010-2</u>	<u>2010-3</u>
Very scientific	1	0	0	0	0	0	64	0	67	0
Pretty scientific	2	0	0	0	0	0	184	0	158	0
Not too scientific	3	0	0	0	0	0	76	0	46	0
Not scientific at all	4	0	0	0	0	0	12	0	13	0
Haven't heard of it (VOLUNTEERED)	5	0	0	0	0	0	0	0	1	0
Don't know	8	0	0	0	0	0	0	0	5	0
No answer	9	0	0	0	0	0	1	0	1	0
Not applicable	0	2000	2000	2000	2023	2023	1686	2044	1753	2044

B. Journalism. Is journalism very scientific, pretty scientific, not too scientific, or not scientific at all?

[VAR: JOURNLSM]

<u>RESPONSE</u>	<u>PUNCH</u>	<u>YEAR</u>								
		<u>2006-1</u>	<u>2006-2</u>	<u>2006-3</u>	<u>2008-1</u>	<u>2008-2</u>	<u>2008-3</u>	<u>2010-1</u>	<u>2010-2</u>	<u>2010-3</u>
Very scientific	1	0	0	0	0	0	12	0	12	0
Pretty scientific	2	0	0	0	0	0	64	0	49	0
Not too scientific	3	0	0	0	0	0	149	0	139	0
Not scientific at all	4	0	0	0	0	0	104	0	82	0
Haven't heard of it (VOLUNTEERED)	5	0	0	0	0	0	1	0	2	0
Don't know	8	0	0	0	0	0	6	0	6	0
No answer	9	0	0	0	0	0	1	0	1	0
Not applicable	0	2000	2000	2000	2023	2023	1686	2044	1753	2044

C. Firefighting. Is firefighting very scientific, pretty scientific, not too scientific, or not scientific at all?

[VAR: FIREFTNG]

<u>RESPONSE</u>	<u>PUNCH</u>	<u>YEAR</u>								
		<u>2006-1</u>	<u>2006-2</u>	<u>2006-3</u>	<u>2008-1</u>	<u>2008-2</u>	<u>2008-3</u>	<u>2010-1</u>	<u>2010-2</u>	<u>2010-3</u>
Very scientific	1	0	0	0	0	0	51	0	55	0
Pretty scientific	2	0	0	0	0	0	150	0	105	0
Not too scientific	3	0	0	0	0	0	96	0	82	0
Not scientific at all	4	0	0	0	0	0	38	0	42	0
Haven't heard of it (VOLUNTEERED)	5	0	0	0	0	0	0	0	1	0
Don't know	8	0	0	0	0	0	1	0	5	0
No answer	9	0	0	0	0	0	1	0	1	0
Not applicable	0	2000	2000	2000	2023	2023	1686	2044	1753	2044

D. Marriage counseling. Is marriage counseling very scientific, pretty scientific, not too scientific, or not scientific at all?

[VAR: MARRCOUN]

<u>RESPONSE</u>	<u>PUNCH</u>	<u>YEAR</u>								
		<u>2006-1</u>	<u>2006-2</u>	<u>2006-3</u>	<u>2008-1</u>	<u>2008-2</u>	<u>2008-3</u>	<u>2010-1</u>	<u>2010-2</u>	<u>2010-3</u>
Very scientific	1	0	0	0	0	0	23	0	19	0
Pretty scientific	2	0	0	0	0	0	58	0	49	0
Not too scientific	3	0	0	0	0	0	112	0	106	0
Not scientific at all	4	0	0	0	0	0	137	0	110	0
Haven't heard of it (VOLUNTEERED)	5	0	0	0	0	0	1	0	1	0
Don't know	8	0	0	0	0	0	5	0	5	0
No answer	9	0	0	0	0	0	1	0	1	0
Not applicable	0	2000	2000	2000	2023	2023	1686	2044	1753	2044

E. Medical treatment. Is medical treatment very scientific, pretty scientific, not too scientific, or not scientific at all?

[VAR: MEDTREAT]

<u>RESPONSE</u>	<u>PUNCH</u>	<u>YEAR</u>								
		<u>2006-1</u>	<u>2006-2</u>	<u>2006-3</u>	<u>2008-1</u>	<u>2008-2</u>	<u>2008-3</u>	<u>2010-1</u>	<u>2010-2</u>	<u>2010-3</u>
Very scientific	1	0	0	0	0	0	256	0	204	0
Pretty scientific	2	0	0	0	0	0	72	0	76	0
Not too scientific	3	0	0	0	0	0	4	0	6	0
Not scientific at all	4	0	0	0	0	0	4	0	1	0
Haven't heard of it (VOLUNTEERED)	5	0	0	0	0	0	0	0	1	0
Don't know	8	0	0	0	0	0	0	0	2	0
No answer	9	0	0	0	0	0	1	0	1	0
Not applicable	0	2000	2000	2000	2023	2023	1686	2044	1753	2044

F. Architecture. Is architecture very scientific, pretty scientific, not too scientific, or not scientific at all?

[VAR: ARCHITCT]

<u>RESPONSE</u>	<u>PUNCH</u>	<u>YEAR</u>								
		<u>2006-1</u>	<u>2006-2</u>	<u>2006-3</u>	<u>2008-1</u>	<u>2008-2</u>	<u>2008-3</u>	<u>2010-1</u>	<u>2010-2</u>	<u>2010-3</u>
Very scientific	1	0	0	0	0	0	122	0	102	0
Pretty scientific	2	0	0	0	0	0	141	0	113	0
Not too scientific	3	0	0	0	0	0	49	0	46	0
Not scientific at all	4	0	0	0	0	0	20	0	25	0
Haven't heard of it (VOLUNTEERED)	5	0	0	0	0	0	0	0	1	0
Don't know	8	0	0	0	0	0	4	0	3	0
No answer	9	0	0	0	0	0	1	0	1	0
Not applicable	0	2000	2000	2000	2023	2023	1686	2044	1753	2044

G. Law enforcement. Is law enforcement very scientific, pretty scientific, not too scientific, or not scientific at all?

[VAR: LAWENFRC]

<u>RESPONSE</u>	<u>PUNCH</u>	<u>YEAR</u>								
		<u>2006-1</u>	<u>2006-2</u>	<u>2006-3</u>	<u>2008-1</u>	<u>2008-2</u>	<u>2008-3</u>	<u>2010-1</u>	<u>2010-2</u>	<u>2010-3</u>
Very scientific	1	0	0	0	0	0	38	0	34	0
Pretty scientific	2	0	0	0	0	0	116	0	92	0
Not too scientific	3	0	0	0	0	0	121	0	103	0
Not scientific at all	4	0	0	0	0	0	58	0	57	0
Haven't heard of it (VOLUNTEERED)	5	0	0	0	0	0	0	0	1	0
Don't know	8	0	0	0	0	0	3	0	3	0
No answer	9	0	0	0	0	0	1	0	1	0
Not applicable	0	2000	2000	2000	2023	2023	1686	2044	1753	2044

H. Engineering. Is engineering very scientific, pretty scientific, not too scientific, or not scientific at all?

[VAR: ENGNRING]

<u>RESPONSE</u>	<u>PUNCH</u>	<u>YEAR</u>								
		<u>2006-1</u>	<u>2006-2</u>	<u>2006-3</u>	<u>2008-1</u>	<u>2008-2</u>	<u>2008-3</u>	<u>2010-1</u>	<u>2010-2</u>	<u>2010-3</u>
Very scientific	1	0	0	0	0	0	191	0	170	0
Pretty scientific	2	0	0	0	0	0	118	0	95	0
Not too scientific	3	0	0	0	0	0	15	0	16	0
Not scientific at all	4	0	0	0	0	0	9	0	7	0
Haven't heard of it (VOLUNTEERED)	5	0	0	0	0	0	0	0	0	0
Don't know	8	0	0	0	0	0	3	0	2	0
No answer	9	0	0	0	0	0	1	0	1	0
Not applicable	0	2000	2000	2000	2023	2023	1686	2044	1753	2044

I. Salesmanship. Is salesmanship very scientific, pretty scientific, not too scientific, or not scientific at all?

[VAR: SLSMNSHP]

<u>RESPONSE</u>	<u>PUNCH</u>	<u>YEAR</u>								
		<u>2006-1</u>	<u>2006-2</u>	<u>2006-3</u>	<u>2008-1</u>	<u>2008-2</u>	<u>2008-3</u>	<u>2010-1</u>	<u>2010-2</u>	<u>2010-3</u>
Very scientific	1	0	0	0	0	0	8	0	7	0
Pretty scientific	2	0	0	0	0	0	42	0	36	0
Not too scientific	3	0	0	0	0	0	139	0	112	0
Not scientific at all	4	0	0	0	0	0	143	0	130	0
Haven't heard of it (VOLUNTEERED)	5	0	0	0	0	0	0	0	1	0
Don't know	8	0	0	0	0	0	4	0	4	0
No answer	9	0	0	0	0	0	1	0	1	0
Not applicable	0	2000	2000	2000	2023	2023	1686	2044	1753	2044

J. Computer programming. Is computer programming very scientific, pretty scientific, not too scientific, or not scientific at all?

[VAR: CMPRGMNG]

<u>RESPONSE</u>	<u>PUNCH</u>	<u>YEAR</u>								
		<u>2006-1</u>	<u>2006-2</u>	<u>2006-3</u>	<u>2008-1</u>	<u>2008-2</u>	<u>2008-3</u>	<u>2010-1</u>	<u>2010-2</u>	<u>2010-3</u>
Very scientific	1	0	0	0	0	0	166	0	141	0
Pretty scientific	2	0	0	0	0	0	125	0	107	0
Not too scientific	3	0	0	0	0	0	28	0	26	0
Not scientific at all	4	0	0	0	0	0	12	0	11	0
Haven't heard of it (VOLUNTEERED)	5	0	0	0	0	0	0	0	0	0
Don't know	8	0	0	0	0	0	5	0	5	0
No answer	9	0	0	0	0	0	1	0	1	0
Not applicable	0	2000	2000	2000	2023	2023	1686	2044	1753	2044

K. Financial counseling. Is financial counseling very scientific, pretty scientific, not too scientific, or not scientific at all?

[VAR: FINLCOUN]

<u>RESPONSE</u>	<u>PUNCH</u>	<u>YEAR</u>								
		<u>2006-1</u>	<u>2006-2</u>	<u>2006-3</u>	<u>2008-1</u>	<u>2008-2</u>	<u>2008-3</u>	<u>2010-1</u>	<u>2010-2</u>	<u>2010-3</u>
Very scientific	1	0	0	0	0	0	26	0	30	0
Pretty scientific	2	0	0	0	0	0	92	0	64	0
Not too scientific	3	0	0	0	0	0	123	0	111	0
Not scientific at all	4	0	0	0	0	0	89	0	82	0
Haven't heard of it (VOLUNTEERED)	5	0	0	0	0	0	0	0	0	0
Don't know	8	0	0	0	0	0	6	0	3	0
No answer	9	0	0	0	0	0	1	0	1	0
Not applicable	0	2000	2000	2000	2023	2023	1686	2044	1753	2044

201. We want to ask about how much information you have on various topics. Please look at Card B21. For each of the following areas, please indicate whether you are very informed, somewhat informed, neither informed nor uninformed, somewhat uninformed, or very uninformed about the issues.

HAND CARD B21

A. Foreign policy

[VAR: KNWFORGN]

<u>RESPONSE</u>	<u>PUNCH</u>	<u>YEAR</u>								
		<u>2006-1</u>	<u>2006-2</u>	<u>2006-3</u>	<u>2008-1</u>	<u>2008-2</u>	<u>2008-3</u>	<u>2010-1</u>	<u>2010-2</u>	<u>2010-3</u>
Very informed	1	95	0	0	0	0	0	0	0	0
Somewhat informed	2	546	0	0	0	0	0	0	0	0
Neither informed nor uninformed	3	216	0	0	0	0	0	0	0	0
Somewhat uninformed	4	196	0	0	0	0	0	0	0	0
Very uninformed	5	175	0	0	0	0	0	0	0	0
Don't Know	8	14	0	0	0	0	0	0	0	0
Refused	9	4	0	0	0	0	0	0	0	0
Not applicable	0	754	2000	2000	2023	2023	2023	2044	2044	2044

B. Economic policy

[VAR: KNWECON]

<u>RESPONSE</u>	<u>PUNCH</u>	<u>YEAR</u>								
		<u>2006-1</u>	<u>2006-2</u>	<u>2006-3</u>	<u>2008-1</u>	<u>2008-2</u>	<u>2008-3</u>	<u>2010-1</u>	<u>2010-2</u>	<u>2010-3</u>
Very informed	1	61	0	0	0	0	0	0	0	0
Somewhat informed	2	519	0	0	0	0	0	0	0	0
Neither informed nor uninformed	3	281	0	0	0	0	0	0	0	0
Somewhat uninformed	4	217	0	0	0	0	0	0	0	0
Very uninformed	5	149	0	0	0	0	0	0	0	0
Don't Know	8	15	0	0	0	0	0	0	0	0
Refused	9	4	0	0	0	0	0	0	0	0
Not applicable	0	754	2000	2000	2023	2023	2023	2044	2044	2044

C. Science and technology

[VAR: KNWSC1]

<u>RESPONSE</u>	<u>PUNCH</u>	<u>YEAR</u>								
		<u>2006-1</u>	<u>2006-2</u>	<u>2006-3</u>	<u>2008-1</u>	<u>2008-2</u>	<u>2008-3</u>	<u>2010-1</u>	<u>2010-2</u>	<u>2010-3</u>
Very informed	1	118	0	0	0	0	0	0	0	0
Somewhat informed	2	611	0	0	0	0	0	0	0	0
Neither informed nor uninformed	3	234	0	0	0	0	0	0	0	0
Somewhat uninformed	4	160	0	0	0	0	0	0	0	0
Very uninformed	5	105	0	0	0	0	0	0	0	0
Don't Know	8	14	0	0	0	0	0	0	0	0
Refused	9	4	0	0	0	0	0	0	0	0
Not applicable	0	754	2000	2000	2023	2023	2023	2044	2044	2044

D. Global warming

[VAR: KNWGW]

<u>RESPONSE</u>	<u>PUNCH</u>	<u>YEAR</u>								
		<u>2006-1</u>	<u>2006-2</u>	<u>2006-3</u>	<u>2008-1</u>	<u>2008-2</u>	<u>2008-3</u>	<u>2010-1</u>	<u>2010-2</u>	<u>2010-3</u>
Very informed	1	123	0	0	0	0	0	0	0	0
Somewhat informed	2	601	0	0	0	0	0	0	0	0
Neither informed nor uninformed	3	234	0	0	0	0	0	0	0	0
Somewhat uninformed	4	158	0	0	0	0	0	0	0	0
Very uninformed	5	113	0	0	0	0	0	0	0	0
Don't Know	8	15	0	0	0	0	0	0	0	0
Refused	9	2	0	0	0	0	0	0	0	0
Not applicable	0	754	2000	2000	2023	2023	2023	2044	2044	2044

E. The North and South poles

[VAR: KNWPOLAR]

<u>RESPONSE</u>	<u>PUNCH</u>	<u>YEAR</u>								
		<u>2006-1</u>	<u>2006-2</u>	<u>2006-3</u>	<u>2008-1</u>	<u>2008-2</u>	<u>2008-3</u>	<u>2010-1</u>	<u>2010-2</u>	<u>2010-3</u>
Very informed	1	97	0	37	0	40	0	61	0	0
Somewhat informed	2	417	0	131	0	167	0	305	0	0
Neither informed nor uninformed	3	314	0	66	0	62	0	147	0	0
Somewhat uninformed	4	198	0	36	0	54	0	90	0	0
Very uninformed	5	203	0	47	0	86	0	92	0	0
Don't Know	8	15	0	6	0	7	0	4	0	0
Refused	9	2	0	0	0	2	0	7	0	0
Not applicable	0	754	2000	1677	2023	1605	2023	1338	2044	2044

REMARKS: Hand Card B21 contains response 1-5.

202. The next few questions are about the regions near the poles. Please look at Card B22. If you were choosing a television program to watch, would you be very likely, somewhat likely, somewhat unlikely, or very unlikely to watch a program about...

HAND CARD B22

A. Polar bears?

[VAR: TVBEARS]

<u>RESPONSE</u>	<u>PUNCH</u>	<u>YEAR</u>								
		<u>2006-1</u>	<u>2006-2</u>	<u>2006-3</u>	<u>2008-1</u>	<u>2008-2</u>	<u>2008-3</u>	<u>2010-1</u>	<u>2010-2</u>	<u>2010-3</u>
Very likely	1	339	0	0	0	0	0	0	0	0
Somewhat likely	2	531	0	0	0	0	0	0	0	0
Somewhat unlikely	3	209	0	0	0	0	0	0	0	0
Very unlikely	4	152	0	0	0	0	0	0	0	0
Don't Know	8	13	0	0	0	0	0	0	0	0
Refused	9	2	0	0	0	0	0	0	0	0
Not applicable	0	754	2000	2000	2023	2023	2023	2044	2044	2044

B. Native peoples living in the Arctic?

[VAR: TVINUIT]

<u>RESPONSE</u>	<u>PUNCH</u>	<u>YEAR</u>								
		<u>2006-1</u>	<u>2006-2</u>	<u>2006-3</u>	<u>2008-1</u>	<u>2008-2</u>	<u>2008-3</u>	<u>2010-1</u>	<u>2010-2</u>	<u>2010-3</u>
Very likely	1	325	0	0	0	0	0	0	0	0
Somewhat likely	2	536	0	0	0	0	0	0	0	0
Somewhat unlikely	3	222	0	0	0	0	0	0	0	0
Very unlikely	4	149	0	0	0	0	0	0	0	0
Don't Know	8	12	0	0	0	0	0	0	0	0
Refused	9	2	0	0	0	0	0	0	0	0
Not applicable	0	754	2000	2000	2023	2023	2023	2044	2044	2044

C. The ozone hole over the Antarctic?

[VAR: TVOZONE]

<u>RESPONSE</u>	<u>PUNCH</u>	<u>YEAR</u>								
		<u>2006-1</u>	<u>2006-2</u>	<u>2006-3</u>	<u>2008-1</u>	<u>2008-2</u>	<u>2008-3</u>	<u>2010-1</u>	<u>2010-2</u>	<u>2010-3</u>
Very likely	1	330	0	0	0	0	0	0	0	0
Somewhat likely	2	455	0	0	0	0	0	0	0	0
Somewhat unlikely	3	247	0	0	0	0	0	0	0	0
Very unlikely	4	195	0	0	0	0	0	0	0	0
Don't Know	8	17	0	0	0	0	0	0	0	0
Refused	9	2	0	0	0	0	0	0	0	0
Not applicable	0	754	2000	2000	2023	2023	2023	2044	2044	2044

D. Melting of the polar ice?

[VAR: TVMLTING]

<u>RESPONSE</u>	<u>PUNCH</u>	<u>YEAR</u>								
		<u>2006-1</u>	<u>2006-2</u>	<u>2006-3</u>	<u>2008-1</u>	<u>2008-2</u>	<u>2008-3</u>	<u>2010-1</u>	<u>2010-2</u>	<u>2010-3</u>
Very likely	1	395	0	0	0	0	0	0	0	0
Somewhat likely	2	474	0	0	0	0	0	0	0	0
Somewhat unlikely	3	195	0	0	0	0	0	0	0	0
Very unlikely	4	169	0	0	0	0	0	0	0	0
Don't Know	8	11	0	0	0	0	0	0	0	0
Refused	9	2	0	0	0	0	0	0	0	0
Not applicable	0	754	2000	2000	2023	2023	2023	2044	2044	2044

D. Oil drilling in the Arctic?

[VAR: TVOIL]

<u>RESPONSE</u>	<u>PUNCH</u>	<u>YEAR</u>								
		<u>2006-1</u>	<u>2006-2</u>	<u>2006-3</u>	<u>2008-1</u>	<u>2008-2</u>	<u>2008-3</u>	<u>2010-1</u>	<u>2010-2</u>	<u>2010-3</u>
Very likely	1	314	0	0	0	0	0	0	0	0
Somewhat likely	2	441	0	0	0	0	0	0	0	0
Somewhat unlikely	3	239	0	0	0	0	0	0	0	0
Very unlikely	4	237	0	0	0	0	0	0	0	0
Don't Know	8	13	0	0	0	0	0	0	0	0
Refused	9	2	0	0	0	0	0	0	0	0
Not applicable	0	754	2000	2000	2023	2023	2023	2044	2044	2044

REMARKS: Hand Card B22 contains responses 1-4.

203. 2007-2008 has been designated the International Polar Year. During this year, many scientific and educational organizations will be making efforts to increase public awareness of the Earth's polar regions. These organizations hope that people will learn more about the people and animals that live near the poles, the changes taking place in the environment there, and new scientific discoveries about the Arctic and the Antarctic. Still looking at Card B22, do you think you would be very likely, somewhat likely, somewhat unlikely, or very unlikely to...

HAND CARD B22

A. Watch a television program about the polar regions?

[VAR: POLARYR1]

<u>RESPONSE</u>	<u>PUNCH</u>	<u>YEAR</u>								
		<u>2006-1</u>	<u>2006-2</u>	<u>2006-3</u>	<u>2008-1</u>	<u>2008-2</u>	<u>2008-3</u>	<u>2010-1</u>	<u>2010-2</u>	<u>2010-3</u>
Very likely	1	414	0	112	0	131	0	244	0	0
Somewhat likely	2	503	0	134	0	171	0	290	0	0
Somewhat unlikely	3	190	0	36	0	51	0	88	0	0
Very unlikely	4	127	0	37	0	55	0	70	0	0
Don't Know	8	10	0	4	0	5	0	5	0	0
Refused	9	2	0	0	0	5	0	9	0	0
Not applicable	0	754	2000	1677	2023	1605	2023	1338	2044	2044

B. Read a newspaper article about the polar regions?

[VAR: POLARYR2]

<u>RESPONSE</u>	<u>PUNCH</u>	<u>YEAR</u>								
		<u>2006-1</u>	<u>2006-2</u>	<u>2006-3</u>	<u>2008-1</u>	<u>2008-2</u>	<u>2008-3</u>	<u>2010-1</u>	<u>2010-2</u>	<u>2010-3</u>
Very likely	1	299	0	64	0	94	0	166	0	0
Somewhat likely	2	418	0	133	0	162	0	267	0	0
Somewhat unlikely	3	269	0	70	0	67	0	129	0	0
Very unlikely	4	249	0	51	0	87	0	133	0	0
Don't Know	8	9	0	5	0	3	0	4	0	0
Refused	9	2	0	0	0	5	0	7	0	0
Not applicable	0	754	2000	1677	2023	1605	2023	1338	2044	2044

C. Read a magazine article about the polar regions?

[VAR: POLARYR3]

<u>RESPONSE</u>	<u>PUNCH</u>	<u>YEAR</u>								
		<u>2006-1</u>	<u>2006-2</u>	<u>2006-3</u>	<u>2008-1</u>	<u>2008-2</u>	<u>2008-3</u>	<u>2010-1</u>	<u>2010-2</u>	<u>2010-3</u>
Very likely	1	276	0	66	0	89	0	162	0	0
Somewhat likely	2	466	0	140	0	181	0	287	0	0
Somewhat unlikely	3	254	0	65	0	61	0	120	0	0
Very unlikely	4	238	0	48	0	79	0	126	0	0
Don't Know	8	10	0	4	0	3	0	4	0	0
Refused	9	2	0	0	0	5	0	7	0	0
Not applicable	0	754	2000	1677	2023	1605	2023	1338	2044	2044

D. Go to a museum to see an exhibit about the polar regions?

[VAR: POLARYR4]

<u>RESPONSE</u>	<u>PUNCH</u>	<u>YEAR</u>								
		<u>2006-1</u>	<u>2006-2</u>	<u>2006-3</u>	<u>2008-1</u>	<u>2008-2</u>	<u>2008-3</u>	<u>2010-1</u>	<u>2010-2</u>	<u>2010-3</u>
Very likely	1	204	0	62	0	81	0	135	0	0
Somewhat likely	2	364	0	88	0	122	0	235	0	0
Somewhat unlikely	3	340	0	75	0	94	0	162	0	0
Very unlikely	4	326	0	94	0	112	0	164	0	0
Don't Know	8	10	0	4	0	4	0	3	0	0
Refused	9	2	0	0	0	5	0	7	0	0
Not applicable	0	754	2000	1677	2023	1605	2023	1338	2044	2044

E. Watch a feature film about the polar regions?

[VAR: POLARYR5]

<u>RESPONSE</u>	<u>PUNCH</u>	<u>YEAR</u>								
		<u>2006-1</u>	<u>2006-2</u>	<u>2006-3</u>	<u>2008-1</u>	<u>2008-2</u>	<u>2008-3</u>	<u>2010-1</u>	<u>2010-2</u>	<u>2010-3</u>
Very likely	1	283	0	91	0	102	0	177	0	0
Somewhat likely	2	439	0	113	0	160	0	283	0	0
Somewhat unlikely	3	267	0	60	0	63	0	124	0	0
Very unlikely	4	244	0	55	0	85	0	111	0	0
Don't Know	8	11	0	4	0	3	0	3	0	0
Refused	9	2	0	0	0	5	0	8	0	0
Not applicable	0	754	2000	1677	2023	1605	2023	1338	2044	2044

F. Read a book about the polar regions?

[VAR: POLARYR6]

<u>RESPONSE</u>	<u>PUNCH</u>	<u>YEAR</u>								
		<u>2006-1</u>	<u>2006-2</u>	<u>2006-3</u>	<u>2008-1</u>	<u>2008-2</u>	<u>2008-3</u>	<u>2010-1</u>	<u>2010-2</u>	<u>2010-3</u>
Very likely	1	131	0	26	0	39	0	64	0	0
Somewhat likely	2	267	0	85	0	114	0	179	0	0
Somewhat unlikely	3	376	0	95	0	111	0	201	0	0
Very unlikely	4	461	0	114	0	146	0	252	0	0
Don't Know	8	9	0	3	0	3	0	2	0	0
Refused	9	2	0	0	0	5	0	8	0	0
Not applicable	0	754	2000	1677	2023	1605	2023	1338	2044	2044

G. Visit a web site about the polar regions?

[VAR: POLARYR7]

<u>RESPONSE</u>	<u>PUNCH</u>	<u>YEAR</u>								
		<u>2006-1</u>	<u>2006-2</u>	<u>2006-3</u>	<u>2008-1</u>	<u>2008-2</u>	<u>2008-3</u>	<u>2010-1</u>	<u>2010-2</u>	<u>2010-3</u>
Very likely	1	219	0	67	0	65	0	131	0	0
Somewhat likely	2	342	0	102	0	142	0	224	0	0
Somewhat unlikely	3	257	0	61	0	76	0	139	0	0
Very unlikely	4	416	0	90	0	126	0	200	0	0
Don't Know	8	10	0	3	0	4	0	4	0	0
Refused	9	2	0	0	0	5	0	8	0	0
Not applicable	0	754	2000	1677	2023	1605	2023	1338	2044	2044

H. Attend a live lecture by a scientist about the polar regions?

[VAR: POLARYR8]

<u>RESPONSE</u>	<u>PUNCH</u>	<u>YEAR</u>								
		<u>2006-1</u>	<u>2006-2</u>	<u>2006-3</u>	<u>2008-1</u>	<u>2008-2</u>	<u>2008-3</u>	<u>2010-1</u>	<u>2010-2</u>	<u>2010-3</u>
Very likely	1	94	0	29	0	35	0	51	0	0
Somewhat likely	2	230	0	41	0	67	0	117	0	0
Somewhat unlikely	3	290	0	76	0	88	0	177	0	0
Very unlikely	4	621	0	174	0	220	0	350	0	0
Don't Know	8	9	0	3	0	3	0	2	0	0
Refused	9	2	0	0	0	5	0	9	0	0
Not applicable	0	754	2000	1677	2023	1605	2023	1338	2044	2044

REMARKS: Handcard B22 contained punches 1-4.

204. The next few questions are about the Arctic and the Antarctic. The Arctic is the region around the North Pole; Antarctic is the region that contains the South Pole. These questions are like ones you might see on a television game show. If you don't know or aren't sure, just tell me so, and we will skip to the next question. Remember true, false, or don't know.

A. The North Pole is on a sheet of ice that floats on the Arctic Ocean. (Is that true or false?)

[VAR: ICESHEET]

<u>RESPONSE</u>	<u>PUNCH</u>	<u>YEAR</u>								
		<u>2006-1</u>	<u>2006-2</u>	<u>2006-3</u>	<u>2008-1</u>	<u>2008-2</u>	<u>2008-3</u>	<u>2010-1</u>	<u>2010-2</u>	<u>2010-3</u>
True	1	505	0	150	0	192	0	328	0	0
False	2	272	0	76	0	104	0	175	0	0
Don't Know	8	468	0	96	0	117	0	191	0	0
Refused	9	1	0	1	0	5	0	12	0	0
Not applicable	0	754	2000	1677	2023	1605	2023	1338	2044	2044

B. The sun never shines at the South Pole. (Is that true or false?)

[VAR: NOSUN]

<u>RESPONSE</u>	<u>PUNCH</u>	<u>YEAR</u>								
		<u>2006-1</u>	<u>2006-2</u>	<u>2006-3</u>	<u>2008-1</u>	<u>2008-2</u>	<u>2008-3</u>	<u>2010-1</u>	<u>2010-2</u>	<u>2010-3</u>
True	1	106	0	31	0	38	0	79	0	0
False	2	815	0	223	0	274	0	484	0	0
Don't Know	8	324	0	68	0	103	0	132	0	0
Refused	9	1	0	1	0	3	0	11	0	0
Not applicable	0	754	2000	1677	2023	1605	2023	1338	2044	2044

C. Inuit (often called Eskimos) live north of the Arctic Circle. (Is that true or false?)

[VAR: INUIT]

<u>RESPONSE</u>	<u>PUNCH</u>	<u>YEAR</u>								
		<u>2006-1</u>	<u>2006-2</u>	<u>2006-3</u>	<u>2008-1</u>	<u>2008-2</u>	<u>2008-3</u>	<u>2010-1</u>	<u>2010-2</u>	<u>2010-3</u>
True	1	567	0	158	0	38	0	361	0	0
False	2	216	0	54	0	274	0	117	0	0
Don't Know	8	461	0	110	0	103	0	216	0	0
Refused	9	2	0	1	0	3	0	12	0	0
Not applicable	0	754	2000	1677	2023	1605	2023	1338	2044	2044

D. Hunting is more likely than climate change to make polar bears become extinct. (Is that true or false?)

[VAR: HUNTBEAR]

<u>RESPONSE</u>	<u>PUNCH</u>	<u>YEAR</u>								
		<u>2006-1</u>	<u>2006-2</u>	<u>2006-3</u>	<u>2008-1</u>	<u>2008-2</u>	<u>2008-3</u>	<u>2010-1</u>	<u>2010-2</u>	<u>2010-3</u>
True	1	522	0	135	0	160	0	287	0	0
False	2	457	0	135	0	186	0	320	0	0
Don't Know	8	266	0	52	0	68	0	88	0	0
Refused	9	1	0	1	0	4	0	11	0	0
Not applicable	0	754	2000	1677	2023	1605	2023	1338	2044	2044

E. Would you say the polar ice caps have gotten larger or smaller over the last 25 years?

[VAR: ICECAPS]

<u>RESPONSE</u>	<u>PUNCH</u>	<u>YEAR</u>								
		<u>2006-1</u>	<u>2006-2</u>	<u>2006-3</u>	<u>2008-1</u>	<u>2008-2</u>	<u>2008-3</u>	<u>2010-1</u>	<u>2010-2</u>	<u>2010-3</u>
Larger	1	56	0	16	0	26	0	34	0	0
Smaller	2	946	0	254	0	313	0	563	0	0
Stayed the same (VOLUNTEERED)	3	12	0	9	0	12	0	12	0	0
Don't Know	8	231	0	42	0	63	0	86	0	0
Refused	9	1	0	2	0	4	0	11	0	0
Not applicable	0	754	2000	1677	2023	1605	2023	1338	2044	2044

Now for a different sort of question.

205. Some people think that Antarctica should be reserved primarily for scientific purposes. Others think it should be open for tourism, fishing, exploration for oil, and other commercial purposes. Please look at Card B23. Which statement best describes your view on this issue?

HAND CARD B23

[VAR: COMORSCI]

RESPONSE	PUNCH	YEAR								
		2006-1	2006-2	2006-3	2008-1	2008-2	2008-3	2010-1	2010-2	2010-3
I strongly support reserving Antarctica for scientific purposes.	1	291	0	70	0	94	0	148	0	0
I somewhat support reserving Antarctica for scientific purposes.	2	293	0	94	0	88	0	173	0	0
I don't lean one way or the other on this issue.	3	410	0	106	0	141	0	229	0	0
I somewhat support opening Antarctica to other purposes.	4	166	0	36	0	47	0	89	0	0
I strongly support opening Antarctica to other purposes.	5	48	0	11	0	24	0	41	0	0
Don't Know	8	36	0	6	0	20	0	14	0	0
Refused	9	2	0	0	0	4	0	12	0	0
Not applicable	0	754	2000	1677	2023	1605	2023	1338	2044	2044

REMARKS: Hand Card B23 contains response 1-5.

206. Please look at Card B24. Scientists predict that global warming may soon have big effects on the polar regions. I will describe some of these possible effects and, for each one, please say whether it would bother you a great deal, some, a little, or not at all if it actually happened.

HAND CARD B24

- A. By 2020, polar bears may become extinct.

[VAR: EXTINCT]

RESPONSE	PUNCH	YEAR								
		2006-1	2006-2	2006-3	2008-1	2008-2	2008-3	2010-1	2010-2	2010-3
A great deal	1	536	0	163	0	197	0	332	0	0
Some	2	408	0	91	0	110	0	209	0	0
A little	3	155	0	40	0	45	0	85	0	0
Not at all	4	117	0	21	0	49	0	60	0	0
Don't Know	8	29	0	8	0	14	0	9	0	0
Refused	9	1	0	0	0	3	0	11	0	0
Not applicable	0	754	2000	1677	2023	1605	2023	1338	2044	2044

B. Sea level may rise by more than 20 feet, flooding coastal areas.

[VAR: SEALEVEL]

<u>RESPONSE</u>	<u>PUNCH</u>	<u>YEAR</u>								
		<u>2006-1</u>	<u>2006-2</u>	<u>2006-3</u>	<u>2008-1</u>	<u>2008-2</u>	<u>2008-3</u>	<u>2010-1</u>	<u>2010-2</u>	<u>2010-3</u>
A great deal	1	837	0	204	0	250	0	461	0	0
Some	2	252	0	78	0	79	0	114	0	0
A little	3	78	0	23	0	42	0	64	0	0
Not at all	4	51	0	10	0	28	0	46	0	0
Don't Know	8	27	0	8	0	16	0	11	0	0
Refused	9	1	0	0	0	3	0	10	0	0
Not applicable	0	754	2000	1677	2023	1605	2023	1338	2044	2044

C. Arctic seals may be threatened.

[VAR: ARTSEALS]

<u>RESPONSE</u>	<u>PUNCH</u>	<u>YEAR</u>								
		<u>2006-1</u>	<u>2006-2</u>	<u>2006-3</u>	<u>2008-1</u>	<u>2008-2</u>	<u>2008-3</u>	<u>2010-1</u>	<u>2010-2</u>	<u>2010-3</u>
A great deal	1	526	0	0	0	0	0	0	0	0
Some	2	464	0	0	0	0	0	0	0	0
A little	3	157	0	0	0	0	0	0	0	0
Not at all	4	68	0	0	0	0	0	0	0	0
Don't Know	8	30	0	0	0	0	0	0	0	0
Refused	9	1	0	0	0	0	0	0	0	0
Not applicable	0	754	2000	2000	2023	2023	2023	2044	2044	2044

D. Antarctic penguins may be threatened.

[VAR: PENGUINS]

<u>RESPONSE</u>	<u>PUNCH</u>	<u>YEAR</u>								
		<u>2006-1</u>	<u>2006-2</u>	<u>2006-3</u>	<u>2008-1</u>	<u>2008-2</u>	<u>2008-3</u>	<u>2010-1</u>	<u>2010-2</u>	<u>2010-3</u>
A great deal	1	0	0	165	0	192	0	323	0	0
Some	2	0	0	93	0	115	0	217	0	0
A little	3	0	0	36	0	50	0	97	0	0
Not at all	4	0	0	20	0	43	0	44	0	0
Don't Know	8	0	0	9	0	15	0	15	0	0
Refused	9	0	0	0	0	3	0	10	0	0
Not applicable	0	2000	2000	1677	2023	1605	2023	1338	2044	2044

E. Inuit and other native peoples may no longer be able to follow their traditional way of life.

[VAR: INUITWAY]

<u>RESPONSE</u>	<u>PUNCH</u>	<u>YEAR</u>								
		<u>2006-1</u>	<u>2006-2</u>	<u>2006-3</u>	<u>2008-1</u>	<u>2008-2</u>	<u>2008-3</u>	<u>2010-1</u>	<u>2010-2</u>	<u>2010-3</u>
A great deal	1	558	0	152	0	182	0	327	0	0
Some	2	452	0	109	0	122	0	221	0	0
A little	3	132	0	36	0	55	0	84	0	0
Not at all	4	71	0	17	0	40	0	50	0	0
Don't Know	8	32	0	9	0	16	0	14	0	0
Refused	9	1	0	0	0	3	0	10	0	0
Not applicable	0	754	2000	1677	2023	1605	2023	1338	2044	2044

F. The northern ice cap may completely melt.

[VAR: NOICECAP]

<u>RESPONSE</u>	<u>PUNCH</u>	<u>YEAR</u>								
		<u>2006-1</u>	<u>2006-2</u>	<u>2006-3</u>	<u>2008-1</u>	<u>2008-2</u>	<u>2008-3</u>	<u>2010-1</u>	<u>2010-2</u>	<u>2010-3</u>
A great deal	1	758	0	204	0	248	0	454	0	0
Some	2	266	0	77	0	79	0	124	0	0
A little	3	99	0	19	0	35	0	52	0	0
Not at all	4	78	0	15	0	38	0	50	0	0
Don't Know	8	43	0	8	0	15	0	15	0	0
Refused	9	2	0	0	0	3	0	11	0	0
Not applicable	0	754	2000	1677	2023	1605	2023	1338	2044	2044

G. Which of these possible effects do you care about most?

[VAR: CAREMOST]

<u>RESPONSE</u>	<u>PUNCH</u>	<u>YEAR</u>								
		<u>2006-1</u>	<u>2006-2</u>	<u>2006-3</u>	<u>2008-1</u>	<u>2008-2</u>	<u>2008-3</u>	<u>2010-1</u>	<u>2010-2</u>	<u>2010-3</u>
The extinction of the polar bears	1	110	0	33	0	47	0	74	0	0
The rise in sea level	2	540	0	141	0	164	0	308	0	0
The threat to the Arctic seals	3	16	0	7	0	12	0	8	0	0
The threat to the Inuit way of life	4	163	0	46	0	46	0	94	0	0
The melting of the northern ice cap	5	375	0	82	0	120	0	182	0	0
Don't Know	8	39	0	11	0	24	0	26	0	0
Refused	9	3	0	3	0	5	0	14	0	0
Not applicable	0	754	2000	1677	2023	1605	2023	1338	2044	2044

REMARKS: Hand Card B24 contained punches 1-4 for EXTINCT-NOICECAP.
In 2006-3, 2008-2, and 2010-1 it also contained punches 1-5 for CAREMOST.

Now for a few final questions about a different topic, a new form of technology called nanotechnology.

207. How much have you heard about nanotechnology? Have you heard a lot, some, just a little, or nothing at all?

[VAR: NANOTECH]

<u>RESPONSE</u>	<u>PUNCH</u>	<u>YEAR</u>								
		<u>2006-1</u>	<u>2006-2</u>	<u>2006-3</u>	<u>2008-1</u>	<u>2008-2</u>	<u>2008-3</u>	<u>2010-1</u>	<u>2010-2</u>	<u>2010-3</u>
A lot	1	68	18	10	80	14	0	23	0	0
Some	2	181	92	44	224	63	0	90	0	0
Just a little	3	290	133	78	407	79	0	127	0	0
Nothing at all (GO TO NANOWILL)	4	691	251	91	746	111	0	210	0	0
Don't Know (GO TO NANOWILL)	8	14	14	3	32	5	0	2	0	0
Refused (GO TO NANOWILL)	9	2	8	0	16	5	0	8	0	0
Not applicable	0	754	1484	1774	518	1746	2023	1584	2044	2044

208. Here are a couple of true-false questions about nanotechnology. As before, if you don't know or aren't sure, just tell me so, and we will skip to the next question. Remember true, false, or don't know.

- A. Nanotechnology involves manipulating extremely small units of matter, such as individual atoms, in order to produce better materials. (Is that true or false?)

[VAR: NANOKNW1]

<u>RESPONSE</u>	<u>PUNCH</u>	<u>YEAR</u>								
		<u>2006-1</u>	<u>2006-2</u>	<u>2006-3</u>	<u>2008-1</u>	<u>2008-2</u>	<u>2008-3</u>	<u>2010-1</u>	<u>2010-2</u>	<u>2010-3</u>
True	1	316	178	76	449	92	0	136	0	0
False	2	41	20	7	58	9	0	22	0	0
Don't Know	8	182	53	48	200	55	0	82	0	0
Refused	9	2	0	1	4	5	0	8	0	0
Not applicable	0	1459	1749	1868	1312	1862	2023	1796	2044	2044

- B. The properties of nanoscale materials often differ fundamentally and unexpectedly from the properties of the same materials at larger scales. (Is that true or false?)

[VAR: NANOKNW2]

<u>RESPONSE</u>	<u>PUNCH</u>	<u>YEAR</u>								
		<u>2006-1</u>	<u>2006-2</u>	<u>2006-3</u>	<u>2008-1</u>	<u>2008-2</u>	<u>2008-3</u>	<u>2010-1</u>	<u>2010-2</u>	<u>2010-3</u>
True	1	224	121	51	309	58	0	77	0	0
False	2	52	35	16	89	18	0	32	0	0
Don't Know	8	263	95	64	308	80	0	130	0	0
Refused	9	2	0	1	5	5	0	9	0	0
Not applicable	0	1459	1749	1868	1312	1862	2023	1796	2044	2044

REMARKS: Only respondents who gave punches 1-3 on NANOTECH were asked NANOKNW1 and NANOKNW2.

209. Nanotechnology works at the molecular level atom by atom to build new structures, materials, and machines. People have frequently noted that new technologies have produced both benefits and harmful results. Do you think the benefits of nanotechnology will outweigh the harmful results or the harmful results will outweigh the benefits?

[VAR: NANOWILL]

<u>RESPONSE</u>	<u>PUNCH</u>	<u>YEAR</u>								
		<u>2006-1</u>	<u>2006-2</u>	<u>2006-3</u>	<u>2008-1</u>	<u>2008-2</u>	<u>2008-3</u>	<u>2010-1</u>	<u>2010-2</u>	<u>2010-3</u>
Benefits greater	1	494	206	85	577	110	0	164	0	0
About Equal (IF VOLUNTEERED)	2	235	75	16	171	25	0	42	0	0
Harmful results greater	3	113	36	22	148	32	0	41	0	0
Don't Know	8	402	191	102	582	102	0	202	0	0
Refused	9	2	8	1	27	8	0	11	0	0
Not applicable	0	754	1484	1774	518	1746	2023	1584	2044	2044

- A. (IF NANOWILL=1) Would you say that the balance will be strongly in favor of the benefits, or only slightly?

[VAR: NANOBEN]

<u>RESPONSE</u>	<u>PUNCH</u>	<u>YEAR</u>								
		<u>2006-1</u>	<u>2006-2</u>	<u>2006-3</u>	<u>2008-1</u>	<u>2008-2</u>	<u>2008-3</u>	<u>2010-1</u>	<u>2010-2</u>	<u>2010-3</u>
Strongly in favor	1	0	132	44	332	70	0	98	0	0
Slightly in favor	2	0	67	38	224	39	0	58	0	0
Don't know	8	0	7	3	20	1	0	7	0	0
No answer	9	0	0	1	1	8	0	12	0	0
Not applicable	0	2000	1794	1914	1446	1905	2023	1869	2044	2044

REMARKS: Only respondents who said "Benefits greater" on NANOWILL were asked NANOBEN.

B. (IF NANOWILL=3) Would you say that the balance will be strongly in favor of the harmful results, or only slightly?

[VAR: NANOHARM]

<u>RESPONSE</u>	<u>PUNCH</u>	<u>YEAR</u>								
		<u>2006-1</u>	<u>2006-2</u>	<u>2006-3</u>	<u>2008-1</u>	<u>2008-2</u>	<u>2008-3</u>	<u>2010-1</u>	<u>2010-2</u>	<u>2010-3</u>
Strongly in favor	1	0	9	4	31	14	0	10	0	0
Slightly in favor	2	0	26	17	114	18	0	30	0	0
Don't know	8	0	1	1	3	0	0	1	0	0
Refused	9	0	0	1	0	8	0	11	0	0
Not applicable	0	2000	1964	1977	1875	1983	2023	1992	2044	2044

REMARKS: Only respondents who said "Harmful results greater" on NANOWILL were asked NANOHARM.

210. DO NOT ASK RESPONDENT: Is the SAQ self administered or interview administered?

[VAR: SCIMODE]

<u>RESPONSE</u>	<u>PUNCH</u>	<u>YEAR</u>								
		<u>2006-1</u>	<u>2006-2</u>	<u>2006-3</u>	<u>2008-1</u>	<u>2008-2</u>	<u>2008-3</u>	<u>2010-1</u>	<u>2010-2</u>	<u>2010-3</u>
Assigned and done as interviewed	1	0	255	0	1237	0	0	0	0	0
Assigned and done as SAQ	2	0	133	0	140	0	0	0	0	0
Assigned as SAQ, done in interview due to R's request/inability to do as SAQ	3	0	78	0	89	0	0	0	0	0
Assigned as SAQ, done as interview on phone	4	0	50	0	39	0	0	0	0	0
Not applicable	0	2000	1484	2000	518	2023	2023	2044	2044	2044

REMARKS: In 2006-2 and 2008-1, respondents were randomly assigned the Science Knowledge & Attitudes module as a SAQ.

There are a lot of issues in the news, and it is hard to keep up with every area. I'm going to read you a short list of issues, and for each one -- as I read it -- I would like you to tell me if you are very interested, moderately interested, or not at all interested.

211. International and foreign policy issues. Are you very interested, moderately interested, or not at all interested?

[VAR: INTINTL]

<u>RESPONSE</u>	<u>PUNCH</u>	<u>YEAR</u>								
		<u>2006-1</u>	<u>2006-2</u>	<u>2006-3</u>	<u>2008-1</u>	<u>2008-2</u>	<u>2008-3</u>	<u>2010-1</u>	<u>2010-2</u>	<u>2010-3</u>
Very interested	1	0	108	82	370	95	135	154	137	227
Moderately interested	2	0	233	157	712	198	322	342	253	435
Not at all interested	3	0	172	92	414	115	216	203	185	224
Don't know	8	0	3	0	8	7	1	5	3	5
No answer	9	0	0	1	1	4	1	6	1	0
Not applicable	0	2000	1484	1668	518	1604	1348	1334	1465	1153

212. Agricultural and farm issues. (Are you very interested, moderately interested, or not at all interested?)

[VAR: INTFARM]

<u>RESPONSE</u>	<u>PUNCH</u>	<u>YEAR</u>								
		<u>2006-1</u>	<u>2006-2</u>	<u>2006-3</u>	<u>2008-1</u>	<u>2008-2</u>	<u>2008-3</u>	<u>2010-1</u>	<u>2010-2</u>	<u>2010-3</u>
Very interested	1	0	84	83	369	107	138	182	114	257
Moderately interested	2	0	273	190	770	218	346	389	289	455
Not at all interested	3	0	156	59	359	85	188	131	174	177
Don't know	8	0	3	0	6	6	2	2	1	2
No answer	9	0	0	0	1	3	1	6	1	0
Not applicable	0	2000	1484	1668	518	1604	1348	1334	1465	1153

213. Local school issues. (Are you very interested, moderately interested, or not at all interested?)

[VAR: INTEDUC]

<u>RESPONSE</u>	<u>PUNCH</u>	<u>YEAR</u>								
		<u>2006-1</u>	<u>2006-2</u>	<u>2006-3</u>	<u>2008-1</u>	<u>2008-2</u>	<u>2008-3</u>	<u>2010-1</u>	<u>2010-2</u>	<u>2010-3</u>
Very interested	1	0	203	167	709	241	348	390	258	478
Moderately interested	2	0	214	126	592	131	244	249	239	327
Not at all interested	3	0	98	39	198	39	82	64	79	84
Don't know	8	0	1	0	5	5	0	1	2	2
No answer	9	0	0	0	1	3	1	6	1	0
Not applicable	0	2000	1484	1668	518	1604	1348	1334	1465	1153

214. Issues about new scientific discoveries. (Are you very interested, moderately interested, or not at all interested?)

[VAR: INTSCI]

<u>RESPONSE</u>	<u>PUNCH</u>	<u>YEAR</u>								
		<u>2006-1</u>	<u>2006-2</u>	<u>2006-3</u>	<u>2008-1</u>	<u>2008-2</u>	<u>2008-3</u>	<u>2010-1</u>	<u>2010-2</u>	<u>2010-3</u>
Very interested	1	0	180	143	607	160	261	273	229	376
Moderately interested	2	0	249	163	675	216	309	367	260	411
Not at all interested	3	0	85	25	213	36	103	62	87	101
Don't know	8	0	2	1	9	4	1	2	2	3
No answer	9	0	0	0	1	3	1	6	1	0
Not applicable	0	2000	1484	1668	518	1604	1348	1334	1465	1153

215. Economic issues and business conditions. (Are you very interested, moderately interested, or not at all interested?)

[VAR: INTECON]

<u>RESPONSE</u>	<u>PUNCH</u>	<u>YEAR</u>								
		<u>2006-1</u>	<u>2006-2</u>	<u>2006-3</u>	<u>2008-1</u>	<u>2008-2</u>	<u>2008-3</u>	<u>2010-1</u>	<u>2010-2</u>	<u>2010-3</u>
Very interested	1	0	204	157	748	178	332	319	254	400
Moderately interested	2	0	244	149	594	191	275	301	256	404
Not at all interested	3	0	67	26	157	43	65	83	66	85
Don't know	8	0	1	0	5	4	2	1	2	2
No answer	9	0	0	0	1	3	1	6	1	0
Not applicable	0	2000	1484	1668	518	1604	1348	1334	1465	1153

216. Issues about the use of new inventions and technologies. (Are you very interested, moderately interested, or not at all interested?)

[VAR: INTTECH]

<u>RESPONSE</u>	<u>PUNCH</u>	<u>YEAR</u>								
		<u>2006-1</u>	<u>2006-2</u>	<u>2006-3</u>	<u>2008-1</u>	<u>2008-2</u>	<u>2008-3</u>	<u>2010-1</u>	<u>2010-2</u>	<u>2010-3</u>
Very interested	1	0	163	139	626	162	281	270	227	384
Moderately interested	2	0	268	164	680	191	311	367	271	414
Not at all interested	3	0	83	27	193	59	81	66	78	89
Don't know	8	0	2	0	5	4	1	1	2	4
No answer	9	0	0	2	1	3	1	6	1	0
Not applicable	0	2000	1484	1668	518	1604	1348	1334	1465	1153

217. Issues about new medical discoveries. (Are you very interested, moderately interested, or not at all interested?)

[VAR: INTMED]

<u>RESPONSE</u>	<u>PUNCH</u>	<u>YEAR</u>								
		<u>2006-1</u>	<u>2006-2</u>	<u>2006-3</u>	<u>2008-1</u>	<u>2008-2</u>	<u>2008-3</u>	<u>2010-1</u>	<u>2010-2</u>	<u>2010-3</u>
Very interested	1	0	257	209	907	254	401	420	315	538
Moderately interested	2	0	234	111	496	137	242	251	227	321
Not at all interested	3	0	23	12	93	22	30	32	34	30
Don't know	8	0	2	0	7	3	1	1	2	2
No answer	9	0	0	0	2	3	1	6	1	0
Not applicable	0	2000	1484	1668	518	1604	1348	1334	1465	1153

218. Issues about space exploration. (Are you very interested, moderately interested, or not at all interested?)

[VAR: INTSPACE]

<u>RESPONSE</u>	<u>PUNCH</u>	<u>YEAR</u>								
		<u>2006-1</u>	<u>2006-2</u>	<u>2006-3</u>	<u>2008-1</u>	<u>2008-2</u>	<u>2008-3</u>	<u>2010-1</u>	<u>2010-2</u>	<u>2010-3</u>
Very interested	1	0	100	80	326	101	157	148	138	217
Moderately interested	2	0	225	159	665	187	299	365	245	420
Not at all interested	3	0	188	93	508	124	216	189	193	252
Don't know	8	0	3	0	5	4	2	2	2	2
No answer	9	0	0	0	1	3	1	6	1	0
Not applicable	0	2000	1484	1668	518	1604	1348	1334	1465	1153

219. Issues about environmental pollution. (Are you very interested, moderately interested, or not at all interested?)

[VAR: INTENVIR]

<u>RESPONSE</u>	<u>PUNCH</u>	<u>YEAR</u>								
		<u>2006-1</u>	<u>2006-2</u>	<u>2006-3</u>	<u>2008-1</u>	<u>2008-2</u>	<u>2008-3</u>	<u>2010-1</u>	<u>2010-2</u>	<u>2010-3</u>
Very interested	1	0	220	167	751	195	295	315	240	427
Moderately interested	2	0	245	142	600	180	310	330	276	389
Not at all interested	3	0	49	23	142	38	68	57	59	73
Don't know	8	0	2	0	11	3	1	2	2	2
No answer	9	0	0	0	1	3	1	6	2	0
Not applicable	0	2000	1484	1668	518	1604	1348	1334	1465	1153

220. Issues about military and defense policy. (Are you very interested, moderately interested, or not at all interested?)

[VAR: INTMIL]

<u>RESPONSE</u>	<u>PUNCH</u>	<u>YEAR</u>								
		<u>2006-1</u>	<u>2006-2</u>	<u>2006-3</u>	<u>2008-1</u>	<u>2008-2</u>	<u>2008-3</u>	<u>2010-1</u>	<u>2010-2</u>	<u>2010-3</u>
Very interested	1	0	174	119	611	177	247	259	202	321
Moderately interested	2	0	259	174	674	169	318	341	279	460
Not at all interested	3	0	80	39	210	67	106	101	94	107
Don't know	8	0	3	0	9	3	2	3	2	3
No answer	9	0	0	0	1	3	2	6	2	0
Not applicable	0	2000	1484	1668	518	1604	1348	1334	1465	1153

IF SCIINTRO=1, THEN DISPLAY: Now, let me ask you about your use of museums, zoos, and similar institutions. I am going to read you a short list of places and ask you to tell me how many times you visited each type of place during the last year, that is, the last 12 months. If you did not visit any given place, just say none. First...

IF SCIINTRO=2, THEN DISPLAY: Now, I am going to read you a short list of places and ask you to tell me how many times you visited each type of place during the last year, that is, the last 12 months. If you did not visit any given place, just say none. First...

221. Which version of science introduction was used?

[VAR: SCIINTRO]

<u>RESPONSE</u>	<u>PUNCH</u>	<u>YEAR</u>								
		<u>2006-1</u>	<u>2006-2</u>	<u>2006-3</u>	<u>2008-1</u>	<u>2008-2</u>	<u>2008-3</u>	<u>2010-1</u>	<u>2010-2</u>	<u>2010-3</u>
Intro Version 1	1	0	263	0	747	0	0	0	0	0
Intro Version 2	2	0	253	0	758	0	0	0	0	0
Not applicable	0	2000	1484	2000	518	2023	2023	2044	2044	2044

222. An art museum. How many times did you visit an art museum during the last year?

ENTER ZERO IF NO VISITS.

[VAR: VISART]

<u>RESPONSE</u>	<u>PUNCH</u>	<u>YEAR</u>								
		<u>2006-1</u>	<u>2006-2</u>	<u>2006-3</u>	<u>2008-1</u>	<u>2008-2</u>	<u>2008-3</u>	<u>2010-1</u>	<u>2010-2</u>	<u>2010-3</u>
0	0	0	326	0	1032	0	467	0	376	0
1	1	0	82	0	220	0	110	0	91	0
2	2	0	45	0	106	0	45	0	55	0
3	3	0	22	0	56	0	21	0	23	0
4	4	0	10	0	26	0	8	0	12	0
5 or more	5+	0	31	0	64	0	23	0	20	0
Don't know	998	0	0	0	0	0	0	0	0	0
No Answer	999	0	0	0	1	0	1	0	2	0
Not applicable	-1	2000	1484	2000	518	2023	1348	2044	1465	2044

REMARKS: Responses were collapsed for display purposes.

223. A natural history museum. How many times did you visit a natural history museum during the last year?

ENTER ZERO IF NO VISITS.

[VAR: VISNHIST]

<u>RESPONSE</u>	<u>PUNCH</u>	<u>YEAR</u>								
		<u>2006-1</u>	<u>2006-2</u>	<u>2006-3</u>	<u>2008-1</u>	<u>2008-2</u>	<u>2008-3</u>	<u>2010-1</u>	<u>2010-2</u>	<u>2010-3</u>
0	0	0	366	0	1117	0	493	0	405	0
1	1	0	98	0	265	0	128	0	110	0
2	2	0	32	0	63	0	35	0	36	0
3	3	0	8	0	30	0	9	0	13	0
4	4	0	5	0	9	0	2	0	5	0
5 or more	5+	0	7	0	20	0	7	0	8	0
Don't know	998	0	0	0	0	0	0	0	0	0
No Answer	999	0	0	0	1	0	1	0	2	0
Not applicable	-1	2000	1484	2000	518	2023	1348	2044	1465	2044

REMARKS: Responses were collapsed for display purposes.

224. A zoo or aquarium. How many times did you visit a zoo or aquarium during the last year?

ENTER ZERO IF NO VISITS.

[VAR: VISZOO]

<u>RESPONSE</u>	<u>PUNCH</u>	<u>YEAR</u>								
		<u>2006-1</u>	<u>2006-2</u>	<u>2006-3</u>	<u>2008-1</u>	<u>2008-2</u>	<u>2008-3</u>	<u>2010-1</u>	<u>2010-2</u>	<u>2010-3</u>
0	0	0	241	0	770	0	361	0	314	0
1	1	0	156	0	409	0	180	0	158	0
2	2	0	66	0	188	0	75	0	52	0
3	3	0	24	0	53	0	30	0	18	0
4	4	0	10	0	26	0	7	0	13	0
5 or more	5+	0	19	0	58	0	21	0	21	0
Don't know	998	0	0	0	0	0	0	0	1	0
No Answer	999	0	0	0	1	0	1	0	2	0
Not applicable	-1	2000	1484	2000	518	2023	1348	2044	1465	2044

REMARKS: Responses were collapsed for display purposes.

225. A science or technology museum. How many times did you visit a science or technology museum during the last year?

ENTER ZERO IF NO VISITS.

[VAR: VISSCI]

<u>RESPONSE</u>	<u>PUNCH</u>	<u>YEAR</u>								
		<u>2006-1</u>	<u>2006-2</u>	<u>2006-3</u>	<u>2008-1</u>	<u>2008-2</u>	<u>2008-3</u>	<u>2010-1</u>	<u>2010-2</u>	<u>2010-3</u>
0	0	0	384	0	1140	0	524	0	435	0
1	1	0	92	0	257	0	106	0	99	0
2	2	0	28	0	65	0	27	0	26	0
3	3	0	7	0	15	0	7	0	5	0
4	4	0	3	0	8	0	3	0	4	0
5 or more	5+	0	2	0	19	0	7	0	8	0
Don't know	998	0	0	0	0	0	0	0	0	0
No Answer	999	0	0	0	1	0	1	0	2	0
Not applicable	-1	2000	1484	2000	518	2023	1348	2044	1465	2044

REMARKS: Responses were collapsed for display purposes.

226. A public library. How many times did you visit a public library during the last year?

ENTER ZERO IF NO VISITS.

[VAR: VISLIB]

<u>RESPONSE</u>	<u>PUNCH</u>	<u>YEAR</u>								
		<u>2006-1</u>	<u>2006-2</u>	<u>2006-3</u>	<u>2008-1</u>	<u>2008-2</u>	<u>2008-3</u>	<u>2010-1</u>	<u>2010-2</u>	<u>2010-3</u>
0	0	0	175	0	545	0	254	0	215	0
1	1	0	37	0	129	0	66	0	43	0
2	2	0	64	0	151	0	57	0	60	0
3	3	0	22	0	86	0	27	0	35	0
4	4	0	29	0	73	0	31	0	22	0
5 or more	5+	0	185	0	513	0	228	0	183	0
Don't know	998	0	4	0	7	0	1	0	1	0
No Answer	999	0	0	0	1	0	11	0	20	0
Not applicable	-1	2000	1484	2000	518	2023	1348	2044	1465	2044

REMARKS: Responses were collapsed for display purposes.

Now, we are going to do some more detailed questions on science and technology. Scientists and educators are interested in how familiar adults are with the things being taught in today's schools. Many of these questions are likely to concern things that weren't taught or emphasized when you were in school. Some of the questions involve pictures or graphs.

SELF-ADMINISTERED CONDITION ONLY: You may not know the answer to every question. Just hit the [F7] key to move onto the next question. When you are ready, please ask the interviewer for the cards with the pictures.

227. What property of water is most important for living organisms?

[VAR: H2OLIFE]

<u>RESPONSE</u>	<u>PUNCH</u>	<u>YEAR</u>								
		<u>2006-1</u>	<u>2006-2</u>	<u>2006-3</u>	<u>2008-1</u>	<u>2008-2</u>	<u>2008-3</u>	<u>2010-1</u>	<u>2010-2</u>	<u>2010-3</u>
It is odorless	1	0	33	0	64	0	0	0	0	0
It does not conduct electricity	2	0	19	0	70	0	0	0	0	0
It is tasteless	3	0	25	0	71	0	0	0	0	0
It is liquid at most temperatures on Earth	4	0	334	0	1012	0	0	0	0	0
Don't know	8	0	96	0	268	0	0	0	0	0
No answer	9	0	9	0	20	0	0	0	0	0
Not applicable	0	2000	1484	2000	518	2023	2023	2044	2044	2044

REMARKS: IN INTERVIEWER ADMINISTERED CONDITION, ACCEPT DK OR REFUSALS IF VOLUNTEERED; DON'T PROBE DK RESPONSES

228. Please look at Card I-1. The two objects shown there have the same mass, but object B loses heat more quickly than object A. Which combination of bodily features would be best suited to a small animal that lives in a cold climate and needs to minimize heat loss?

HAND CARD I-1

[VAR: ANHEAT]

<u>RESPONSE</u>	<u>PUNCH</u>	<u>YEAR</u>								
		<u>2006-1</u>	<u>2006-2</u>	<u>2006-3</u>	<u>2008-1</u>	<u>2008-2</u>	<u>2008-3</u>	<u>2010-1</u>	<u>2010-2</u>	<u>2010-3</u>
Long ears and a long body	1	0	61	0	184	0	0	0	0	0
Small ears and a short tail	2	0	198	0	679	0	0	0	0	0
A long nose and a long tail	3	0	18	0	60	0	0	0	0	0
A short nose and large ears	4	0	33	0	82	0	0	0	0	0
A long tail and a short nose	5	0	22	0	77	0	0	0	0	0
Don't know	8	0	74	0	214	0	0	0	0	0
No answer	9	0	7	0	18	0	0	0	0	0
Not applicable	0	2000	1587	2000	709	2023	2023	2044	2044	2044

REMARKS: IN INTERVIEWER ADMINISTERED CONDITION, ACCEPT DK OR REFUSALS IF VOLUNTEERED; DON'T PROBE DK RESPONSES

229. Which of the following is a key factor that enables an airplane to lift?

[VAR: LFTPLANE]

RESPONSE	PUNCH	YEAR								
		2006-1	2006-2	2006-3	2008-1	2008-2	2008-3	2010-1	2010-2	2010-3
Air pressure beneath the wing is greater than that above the wing	1	0	275	0	799	0	0	0	0	0
Pressure within the airplane is greater than that of the outside	2	0	28	0	90	0	0	0	0	0
Engine power is greater than that of friction	3	0	115	0	345	0	0	0	0	0
The plane's wing is lighter than air	4	0	18	0	40	0	0	0	0	0
Don't know	8	0	71	0	211	0	0	0	0	0
No answer	9	0	9	0	20	0	0	0	0	0
Not applicable	0	2000	1484	2000	518	2023	2023	2044	2044	2044

230. A. Lighting and Thunder happen at the same time, but you see the lighting before you hear the thunder. Explain why this is so.

SELF-ADMINISTERED CONDITION ONLY: Just enter your answer in the space below

B. Why do you see lightning before hearing thunder?

[VAR: STORMTXT]

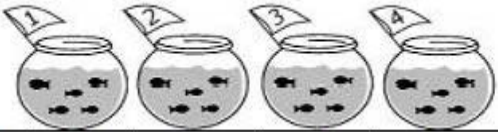
RESPONSE	PUNCH	YEAR								
		2006-1	2006-2	2006-3	2008-1	2008-2	2008-3	2010-1	2010-2	2010-3
Complete		0	0	0	656	0	0	0	0	0
Partial		0	0	0	61	0	0	0	0	0
Unsatisfactory/Incorrect		0	0	0	299	0	0	0	0	0
Don't know		0	0	0	466	0	0	0	0	0
No Answer		0	0	0	23	0	0	0	0	0
Not applicable		2000	2000	2000	1016	2023	2023	2044	2044	2044

REMARKS: IN INTERVIEWER ADMINISTERED CONDITION, ACCEPT DK OR REFUSALS IF VOLUNTEERED; DON'T PROBE DK RESPONSES

231. Please look at Card I-2. A Student wants to find out if temperatuer affects the behavior of goldfish. He has 4 fish bowls and 20 goldfish. Which of the experiments on card I-2 should he do?


HAND CARD I-2

A




Number of fish	5 fish	5 fish	5 fish	5 fish
Temperature	15° C	20° C	25° C	30° C

C




Number of fish	8 fish	6 fish	4 fish	2 fish
Temperature	25° C	25° C	25° C	25° C

B



Number of fish	6 fish	6 fish	4 fish	4 fish
Temperature	20° C	20° C	30° C	30° C

D



Number of fish	8 fish	6 fish	4 fish	2 fish
Temperature	20° C	20° C	30° C	30° C

[VAR: GOLDFISH]

RESPONSE

PUNCH

YEAR

		<u>2006-1</u>	<u>2006-2</u>	<u>2006-3</u>	<u>2008-1</u>	<u>2008-2</u>	<u>2008-3</u>	<u>2010-1</u>	<u>2010-2</u>	<u>2010-3</u>
Experiment A	1	0	236	0	761	0	0	0	0	0
Experiment B	2	0	30	0	84	0	0	0	0	0
Experiment C	3	0	22	0	116	0	0	0	0	0
Experiment D	4	0	22	0	77	0	0	0	0	0
Don't know	8	0	94	0	248	0	0	0	0	0
No answer	9	0	9	0	28	0	0	0	0	0
Not applicable	0	2000	1587	2000	709	2023	2023	2044	2044	2044

232. A farmer thinks that the vegetables on her farm are not getting enough water. Her son suggests that they use water from the nearby ocean for the vegetables. Is this a good idea?

[VAR: SALTH2O]

<u>RESPONSE</u>	<u>PUNCH</u>	<u>YEAR</u>								
		<u>2006-1</u>	<u>2006-2</u>	<u>2006-3</u>	<u>2008-1</u>	<u>2008-2</u>	<u>2008-3</u>	<u>2010-1</u>	<u>2010-2</u>	<u>2010-3</u>
Yes, because there is plenty of ocean water.	1	0	11	0	23	0	0	0	0	0
Yes, because ocean water has many natural fertilizers	2	0	8	0	36	0	0	0	0	0
No,because ocean water is too salty for plants grown on land	3	0	421	0	1262	0	0	0	0	0
No, because ocean water is much more polluted than fresh water.	4	0	47	0	100	0	0	0	0	0
Don't know	8	0	20	0	64	0	0	0	0	0
No answer	9	0	9	0	20	0	0	0	0	0
Not applicable	0	2000	1484	2000	518	2023	2023	2044	2044	2044

233. Which of the following is not an example of erosion?

[VAR: EROSION]

<u>RESPONSE</u>	<u>PUNCH</u>	<u>YEAR</u>								
		<u>2006-1</u>	<u>2006-2</u>	<u>2006-3</u>	<u>2008-1</u>	<u>2008-2</u>	<u>2008-3</u>	<u>2010-1</u>	<u>2010-2</u>	<u>2010-3</u>
The wind in the desert blows sand against a rock.	1	0	68	0	147	0	0	0	0	0
A glacier picks up boulders as it moves.	2	0	83	0	245	0	0	0	0	0
A flood washes over a riverbank, and the water carries small soil.	3	0	43	0	99	0	0	0	0	0
An icy winter causes the pavement in the road to crack.	4	0	261	0	830	0	0	0	0	0
Don't know	8	0	53	0	162	0	0	0	0	0
No answer	9	0	8	0	22	0	0	0	0	0
Not applicable	0	2000	1484	2000	518	2023	2023	2044	2044	2044

234. Traits are transferred from generation to generation through the...

[VAR: GENES]

RESPONSE	PUNCH	YEAR								
		<u>2006-1</u>	<u>2006-2</u>	<u>2006-3</u>	<u>2008-1</u>	<u>2008-2</u>	<u>2008-3</u>	<u>2010-1</u>	<u>2010-2</u>	<u>2010-3</u>
Sperm only	1	0	32	0	95	0	0	0	0	0
Egg only	2	0	12	0	31	0	0	0	0	0
Sperm and egg	3	0	406	0	1178	0	0	0	0	0
Testes	4	0	5	0	30	0	0	0	0	0
Don't know	8	0	53	0	153	0	0	0	0	0
Refused	9	0	8	0	18	0	0	0	0	0
Not applicable	0	2000	1484	2000	518	2023	2023	2044	2044	2044

REMARKS: IN INTERVIEWER ADMINISTERED CONDITION, ACCEPT DK OR REFUSALS IF VOLUNTEERED; DON'T PROBE DK RESPONSES

235. How do most fish get the oxygen they need to survive?

[VAR: GILLS]

RESPONSE	PUNCH	YEAR								
		<u>2006-1</u>	<u>2006-2</u>	<u>2006-3</u>	<u>2008-1</u>	<u>2008-2</u>	<u>2008-3</u>	<u>2010-1</u>	<u>2010-2</u>	<u>2010-3</u>
They take in water and break it down into hydrogen and oxygen	1	0	58	0	137	0	0	0	0	0
Using their gills, they take in oxygen that is dissolved in water	2	0	374	0	1124	0	0	0	0	0
They get their oxygen from the food they eat	3	0	6	0	29	0	0	0	0	0
They come to the surface every few minutes to breathe air into their lungs	4	0	40	0	87	0	0	0	0	0
Don't know	8	0	29	0	107	0	0	0	0	0
No answer	9	0	9	0	21	0	0	0	0	0
Not applicable	0	2000	1484	2000	518	2023	2023	2044	2044	2044

REMARKS: IN INTERVIEWER ADMINISTERED CONDITION, ACCEPT DK OR REFUSALS IF VOLUNTEERED; DON'T PROBE DK RESPONSES

236. For which reason may people experience shortness of breath more quickly at the top of a mountain than along a seashore?

[VAR: UPBREATH]

<u>RESPONSE</u>	<u>PUNCH</u>	<u>YEAR</u>								
		<u>2006-1</u>	<u>2006-2</u>	<u>2006-3</u>	<u>2008-1</u>	<u>2008-2</u>	<u>2008-3</u>	<u>2010-1</u>	<u>2010-2</u>	<u>2010-3</u>
A slower pulse rate	1	0	15	0	24	0	0	0	0	0
A greater gravitational force on the body	2	0	74	0	181	0	0	0	0	0
A lower percent of oxygen in the blood	3	0	333	0	1016	0	0	0	0	0
A faster heartbeat	4	0	21	0	67	0	0	0	0	0
A slower circulation of blood	5	0	22	0	58	0	0	0	0	0
Don't know	8	0	43	0	137	0	0	0	0	0
No answer	9	0	8	0	22	0	0	0	0	0
Not applicable	0	2000	1484	2000	518	2023	2023	2044	2044	2044

REMARKS: IN INTERVIEWER ADMINISTERED CONDITION, ACCEPT DK OR REFUSALS IF VOLUNTEERED; DON'T PROBE DK RESPONSES

237. As part of a laboratory experiment, five students measured the weight of the same leaf four times. They recorded 20 slightly different weights. All of the work was done carefully and correctly. Their goal was to be as accurate as possible and reduce error in the experiment to a minimum. Which of the following is the best method to report the weight of the leaf?

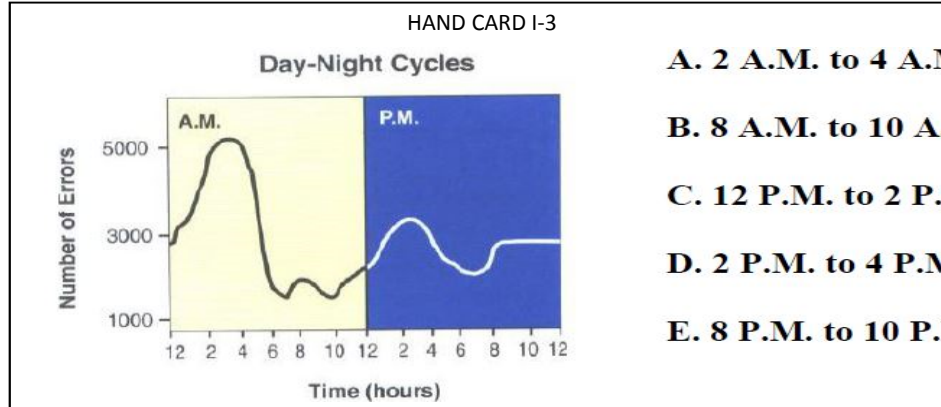
[VAR: WEIGHING]

<u>RESPONSE</u>	<u>PUNCH</u>	<u>YEAR</u>								
		<u>2006-1</u>	<u>2006-2</u>	<u>2006-3</u>	<u>2008-1</u>	<u>2008-2</u>	<u>2008-3</u>	<u>2010-1</u>	<u>2010-2</u>	<u>2010-3</u>
Ask the teacher to weigh the leaf	1	0	26	0	89	0	0	0	0	0
Report the first measurement	2	0	21	0	79	0	0	0	0	0
Average all of the weights that were recorded	3	0	338	0	984	0	0	0	0	0
Average the highest and lowest weights recorded	4	0	52	0	144	0	0	0	0	0
Discard the lowest five weights	5	0	8	0	33	0	0	0	0	0
Don't Know	8	0	58	0	152	0	0	0	0	0
No Answer	9	0	13	0	24	0	0	0	0	0
Not applicable	0	2000	1484	2000	518	2023	2023	2044	2044	2044

REMARKS: IN INTERVIEWER ADMINISTERED CONDITION, ACCEPT DK OR REFUSALS IF VOLUNTEERED; DON'T PROBE DK RESPONSES

238. Please look at Card I-3. Day-night rhythms dramatically affect our bodies. Probably no body system is more influenced than the nervous system. The figure on Card I-3 illustrates the number of errors made by shift workers in different portions of the 24-hour cycle.

Based on the data illustrated in the figure, during which of these time periods did the most errors occur?

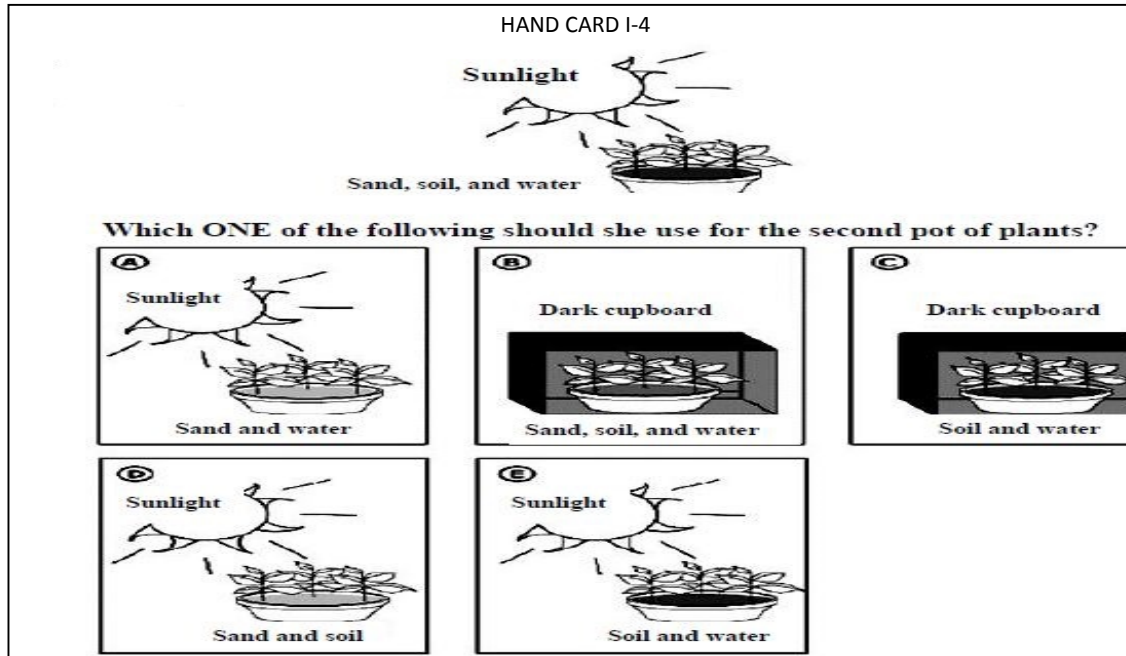


[VAR: DAYNIGHT]

<u>RESPONSE</u>	<u>PUNCH</u>	<u>YEAR</u>								
		<u>2006-1</u>	<u>2006-2</u>	<u>2006-3</u>	<u>2008-1</u>	<u>2008-2</u>	<u>2008-3</u>	<u>2010-1</u>	<u>2010-2</u>	<u>2010-3</u>
2 A.M. to 4 A.M.	1	0	284	0	999	0	0	0	0	0
8 A.M. to 10 A.M.	2	0	26	0	52	0	0	0	0	0
12 P.M. to 2 P.M.	3	0	23	0	54	0	0	0	0	0
2 P.M. to 4 P.M.	4	0	16	0	46	0	0	0	0	0
8 P.M. to 10 P.M.	5	0	12	0	30	0	0	0	0	0
Don't Know	8	0	45	0	111	0	0	0	0	0
No Answer	9	0	7	0	22	0	0	0	0	0
Not applicable	0	2000	1587	2000	709	2023	2023	2044	2044	2044

REMARKS: IN INTERVIEWER ADMINISTERED CONDITION, ACCEPT DK OR REFUSALS IF VOLUNTEERED; DON'T PROBE DK RESPONSES

239. Please look at Card I-4. A gardener has an idea that a plant needs sand in the soil for healthy growth. In order to test her idea she uses two pots of plants. She sets up one pot of plants as shown on the top part of the card. Which one of the pictures on the bottom part of the card shows what should she use for the second pot?



[VAR: SEESAND]

RESPONSE	PUNCH	YEAR								
		<u>2006-1</u>	<u>2006-2</u>	<u>2006-3</u>	<u>2008-1</u>	<u>2008-2</u>	<u>2008-3</u>	<u>2010-1</u>	<u>2010-2</u>	<u>2010-3</u>
Sunlight. Sand and water	1	0	47	0	105	0	0	0	0	0
Dark cupboard. Sand, soil, and water	2	0	45	0	170	0	0	0	0	0
Dark cupboard. Soil and water	3	0	10	0	43	0	0	0	0	0
Sunlight. Sand and soil	4	0	48	0	144	0	0	0	0	0
Sunlight. Soil and water	5	0	208	0	692	0	0	0	0	0
Don't Know	8	0	46	0	136	0	0	0	0	0
No Answer	9	0	9	0	24	0	0	0	0	0
Not applicable	0	2000	1587	2000	709	2023	2023	2044	2044	2044

REMARKS: IN INTERVIEWER ADMINISTERED CONDITION, ACCEPT DK OR REFUSALS IF VOLUNTEERED; DON'T PROBE DK RESPONSES

240. Please look at Card I-5. What is the scientist trying to find out from this experiment?

HAND CARD I-5

Number of fish	8 fish	6 fish	4 fish	2 fish
Temperature	25° C	25° C	25° C	25° C

[VAR: FISHEXP1]

RESPONSE

PUNCH

YEAR

		<u>2006-1</u>	<u>2006-2</u>	<u>2006-3</u>	<u>2008-1</u>	<u>2008-2</u>	<u>2008-3</u>	<u>2010-1</u>	<u>2010-2</u>	<u>2010-3</u>
If the number of fish in the fish bowl affects the behavior of the fish	1	0	167	0	520	0	0	0	0	0
If the temperature of the fish bowl affects the behavior of the fish	2	0	38	0	85	0	0	0	0	0
If the temperature and the amount of light affect the behavior of the fish	3	0	25	0	71	0	0	0	0	0
If the number of fish, the temperature, and the amount of light affect the behavior of the fish	4	0	125	0	455	0	0	0	0	0
Don't know	8	0	49	0	155	0	0	0	0	0
No answer	9	0	9	0	28	0	0	0	0	0
Not applicable	0	2000	1587	2000	709	2023	2023	2044	2044	2044

REMARKS: IN INTERVIEWER ADMINISTERED CONDITION, ACCEPT DK OR REFUSALS IF VOLUNTEERED; DON'T PROBE DK RESPONSES. IN BOTH CONDITIONS, IF THE RESPONDENT REFERS TO AN EARLIER QUESTION (GOLDFISH) OR EARLIER CARD (CARD I-2) THAT ALSO INVOLVES FISH AND TEMPERATURE, EXPLAIN: "THIS QUESTION IS ALSO ABOUT FISH, BUT IT INVOLVES A COMPLETELY DIFFERENT EXPERIMENT FROM THE EARLIER ONE."

241. Why did you choose that answer?

[VAR: FISHEXP2]

<u>RESPONSE</u>	<u>PUNCH</u>	<u>YEAR</u>								
		<u>2006-1</u>	<u>2006-2</u>	<u>2006-3</u>	<u>2008-1</u>	<u>2008-2</u>	<u>2008-3</u>	<u>2010-1</u>	<u>2010-2</u>	<u>2010-3</u>
Because I already know what affects the behavior of fish	1	0	37	0	131	0	0	0	0	0
Because that is what is allowed to change in this experiment	2	0	166	0	489	0	0	0	0	0
Because that is what stays the same in this experiment	3	0	52	0	151	0	0	0	0	0
Because that is what the this scientist decided to include in experiment	4	0	69	0	278	0	0	0	0	0
Don't know	8	0	79	0	236	0	0	0	0	0
No answer	9	0	10	0	29	0	0	0	0	0
Not applicable	0	2000	1587	2000	709	2023	2023	2044	2044	2044

REMARKS: IN INTERVIEWER ADMINISTERED CONDITION, ACCEPT DK OR REFUSALS IF VOLUNTEERED; DON'T PROBE DK RESPONSES

242. Here's another public issue: nuclear power. Nuclear power uses the energy of the atom to generate electricity. Some people say that nuclear power is a safe option to meet the energy needs of the United States without burning fossil fuels such as coal, oil, or natural gas. Others are concerned about potential risks in the operation of nuclear plants and about the disposal of nuclear waste. Please look at Card E13. (On a scale of 1 to 5, where 1 means "Very Well" and 5 means Not At All), how well do the following groups understand the likely effects of using nuclear power to generate electricity?

A. Elected officials (How well elected officials know risk by nuclear power?)

[VAR: POLNUKE]

<u>RESPONSE</u>	<u>PUNCH</u>	<u>YEAR</u>								
		<u>2006-1</u>	<u>2006-2</u>	<u>2006-3</u>	<u>2008-1</u>	<u>2008-2</u>	<u>2008-3</u>	<u>2010-1</u>	<u>2010-2</u>	<u>2010-3</u>
1 (Very well)	1	0	0	13	0	15	0	21	0	0
2	2	0	0	22	0	22	0	46	0	0
3	3	0	0	72	0	84	0	145	0	0
4	4	0	0	58	0	91	0	158	0	0
5 (Not at all)	5	0	0	53	0	50	0	66	0	0
Don't Know	8	0	0	6	0	15	0	23	0	0
No answer	9	0	0	1	0	3	0	7	0	0
Not applicable	0	2000	2000	1775	2023	1743	2023	1578	2044	2044

B. Business leaders (How well business leaders know risk by nuclear power?)

[VAR: BIZNUKE]

<u>RESPONSE</u>	<u>PUNCH</u>	<u>YEAR</u>								
		<u>2006-1</u>	<u>2006-2</u>	<u>2006-3</u>	<u>2008-1</u>	<u>2008-2</u>	<u>2008-3</u>	<u>2010-1</u>	<u>2010-2</u>	<u>2010-3</u>
1 (Very well)	1	0	0	16	0	13	0	16	0	0
2	2	0	0	16	0	35	0	56	0	0
3	3	0	0	71	0	90	0	140	0	0
4	4	0	0	72	0	74	0	142	0	0
5 (Not at all)	5	0	0	42	0	49	0	85	0	0
Don't Know	8	0	0	7	0	16	0	20	0	0
No answer	9	0	0	1	0	3	0	7	0	0
Not applicable	0	2000	2000	1775	2023	1743	2023	1578	2044	2044

C. Nuclear Engineers (How well nuclear engineers understand nuclear power?)

[VAR: ENGNUKE]

<u>RESPONSE</u>	<u>PUNCH</u>	<u>YEAR</u>								
		<u>2006-1</u>	<u>2006-2</u>	<u>2006-3</u>	<u>2008-1</u>	<u>2008-2</u>	<u>2008-3</u>	<u>2010-1</u>	<u>2010-2</u>	<u>2010-3</u>
1 (Very well)	1	0	0	150	0	170	0	253	0	0
2	2	0	0	37	0	45	0	90	0	0
3	3	0	0	14	0	25	0	59	0	0
4	4	0	0	11	0	9	0	16	0	0
5 (Not at all)	5	0	0	6	0	10	0	20	0	0
Don't Know	8	0	0	6	0	18	0	22	0	0
No answer	9	0	0	1	0	3	0	6	0	0
Not applicable	0	2000	2000	1775	2023	1743	2023	1578	2044	2044

243. Please look at Card E14. (On a scale of 1 to 5, where 1 means "Near complete agreement" and 5 means No agreement at all) to what extent do nuclear engineers agree on the risks and benefits of nuclear power to generate electricity?

HAND CARD E14

[VAR: ENGAGRNK]

RESPONSE	PUNCH	YEAR								
		2006-1	2006-2	2006-3	2008-1	2008-2	2008-3	2010-1	2010-2	2010-3
1 Near complete agreement	1	0	0	41	0	64	0	89	0	0
2	2	0	0	77	0	86	0	151	0	0
3	3	0	0	60	0	74	0	127	0	0
4	4	0	0	13	0	9	0	35	0	0
5 No agreement at all	5	0	0	10	0	8	0	10	0	0
Don't know	8	0	0	23	0	36	0	44	0	0
No answer	9	0	0	1	0	3	0	10	0	0
Not applicable	0	2000	2000	1775	2023	1743	2023	1578	2044	2044

REMARKS: Card E14 contained responses 1-5.

244. Some say that the government should expand the use of nuclear power to generate electricity in the U.S. Others oppose any expansion in the use of nuclear power in this country. Please look at Card E15. How much influence should each of the following groups have in deciding whether to expand the use of nuclear power?

HAND CARD E15

- A. Nuclear engineers. (Would you say they should have a great deal of influence, a fair amount, a little influence, or none at all?)

[VAR: ENHINFNK]

RESPONSE	PUNCH	YEAR								
		2006-1	2006-2	2006-3	2008-1	2008-2	2008-3	2010-1	2010-2	2010-3
A great deal of influence	1	0	0	78	0	120	0	177	0	0
A fair amount	2	0	0	101	0	96	0	196	0	0
A little influence	3	0	0	29	0	29	0	47	0	0
None at all	4	0	0	10	0	13	0	19	0	0
Don't know	8	0	0	6	0	19	0	20	0	0
Refused	9	0	0	1	0	3	0	7	0	0
Not applicable	0	2000	2000	1775	2023	1743	2023	1578	2044	2044

B. Elected officials. (Would you say...)

[VAR: POLINFNK]

<u>RESPONSE</u>	<u>PUNCH</u>	<u>YEAR</u>								
		<u>2006-1</u>	<u>2006-2</u>	<u>2006-3</u>	<u>2008-1</u>	<u>2008-2</u>	<u>2008-3</u>	<u>2010-1</u>	<u>2010-2</u>	<u>2010-3</u>
A great deal of influence	1	0	0	21	0	32	0	45	0	0
A fair amount	2	0	0	86	0	99	0	179	0	0
A little influence	3	0	0	81	0	93	0	162	0	0
None at all	4	0	0	27	0	37	0	52	0	0
Don't know	8	0	0	9	0	16	0	21	0	0
Refused	9	0	0	1	0	3	0	7	0	0
Not applicable	0	2000	2000	1775	2023	1743	2023	1578	2044	2044

C. Business leaders. (Would you say...)

[VAR: BIZINFNK]

<u>RESPONSE</u>	<u>PUNCH</u>	<u>YEAR</u>								
		<u>2006-1</u>	<u>2006-2</u>	<u>2006-3</u>	<u>2008-1</u>	<u>2008-2</u>	<u>2008-3</u>	<u>2010-1</u>	<u>2010-2</u>	<u>2010-3</u>
A great deal of influence	1	0	0	13	0	18	0	22	0	0
A fair amount	2	0	0	60	0	78	0	111	0	0
A little influence	3	0	0	94	0	116	0	200	0	0
None at all	4	0	0	48	0	51	0	106	0	0
Don't know	8	0	0	9	0	14	0	20	0	0
Refused	9	0	0	1	0	3	0	7	0	0
Not applicable	0	2000	2000	1775	2023	1743	2023	1578	2044	2044

REMARKS: Card E15 contained responses 1-4.

245. Please look at Card E16. When making policy recommendations about nuclear power, to what extent do you think the following groups would support what is best for the country as a whole or what serves their own narrow interests?

INSTRUCTION: IF ASKED WHAT NARROW INTEREST MEANS: Well, someone might gain financially if a certain policy were adopted or it might advance his or her career.

HAND CARD E16

A. Nuclear Engineers

[VAR: ENGBSTNK]

<u>RESPONSE</u>	<u>PUNCH</u>	<u>YEAR</u>								
		<u>2006-1</u>	<u>2006-2</u>	<u>2006-3</u>	<u>2008-1</u>	<u>2008-2</u>	<u>2008-3</u>	<u>2010-1</u>	<u>2010-2</u>	<u>2010-3</u>
1 What is best for the country	1	0	0	62	0	92	0	109	0	0
2	2	0	0	74	0	72	0	133	0	0
3	3	0	0	49	0	48	0	115	0	0
4	4	0	0	14	0	19	0	44	0	0
5 Own narrow interests	5	0	0	18	0	28	0	31	0	0
Don't know	8	0	0	7	0	18	0	27	0	0
Refused	9	0	0	1	0	3	0	7	0	0
Not applicable	0	2000	2000	1775	2023	1743	2023	1578	2044	2044

B. Elected officials

[VAR: POLBSTNK]

<u>RESPONSE</u>	<u>PUNCH</u>	<u>YEAR</u>								
		<u>2006-1</u>	<u>2006-2</u>	<u>2006-3</u>	<u>2008-1</u>	<u>2008-2</u>	<u>2008-3</u>	<u>2010-1</u>	<u>2010-2</u>	<u>2010-3</u>
1 What is best for the country	1	0	0	21	0	30	0	30	0	0
2	2	0	0	27	0	31	0	78	0	0
3	3	0	0	65	0	81	0	141	0	0
4	4	0	0	45	0	65	0	107	0	0
5 Own narrow interests	5	0	0	59	0	52	0	78	0	0
Don't know	8	0	0	7	0	18	0	25	0	0
Refused	9	0	0	1	0	3	0	7	0	0
Not applicable	0	2000	2000	1775	2023	1743	2023	1578	2044	2044

C. Business leaders

[VAR: BIZBSTNK]

<u>RESPONSE</u>	<u>PUNCH</u>	<u>YEAR</u>								
		<u>2006-1</u>	<u>2006-2</u>	<u>2006-3</u>	<u>2008-1</u>	<u>2008-2</u>	<u>2008-3</u>	<u>2010-1</u>	<u>2010-2</u>	<u>2010-3</u>
1 What is best for the country	1	0	0	13	0	22	0	23	0	0
2	2	0	0	15	0	30	0	40	0	0
3	3	0	0	67	0	88	0	124	0	0
4	4	0	0	62	0	59	0	146	0	0
5 Own narrow interests	5	0	0	58	0	59	0	102	0	0
Don't know	8	0	0	9	0	19	0	24	0	0
Refused	9	0	0	1	0	3	0	7	0	0
Not applicable	0	2000	2000	1775	2023	1743	2023	1578	2044	2044

D. Which statement best describes your own view about increasing the use of nuclear power to generate electricity in the U.S.?

[VAR: NUKEELEC]

<u>RESPONSE</u>	<u>PUNCH</u>	<u>YEAR</u>								
		<u>2006-1</u>	<u>2006-2</u>	<u>2006-3</u>	<u>2008-1</u>	<u>2008-2</u>	<u>2008-3</u>	<u>2010-1</u>	<u>2010-2</u>	<u>2010-3</u>
Strongly favor	1	0	0	32	0	53	0	56	0	0
Favor	2	0	0	106	0	121	0	214	0	0
Oppose	3	0	0	38	0	54	0	104	0	0
Strongly Oppose	4	0	0	24	0	26	0	37	0	0
Don't know	8	0	0	25	0	24	0	47	0	0
Refused	9	0	0	0	0	2	0	8	0	0
Not applicable	0	2000	2000	1775	2023	1743	2023	1578	2044	2044

REMARKS: Card E16 contained responses 1-4.

246. The cloning of living things produces genetically identical copies.

[VAR: CLONING]

<u>RESPONSE</u>	<u>PUNCH</u>	<u>YEAR</u>								
		<u>2006-1</u>	<u>2006-2</u>	<u>2006-3</u>	<u>2008-1</u>	<u>2008-2</u>	<u>2008-3</u>	<u>2010-1</u>	<u>2010-2</u>	<u>2010-3</u>
TRUE	1	0	0	352	0	433	0	751	0	0
FALSE	2	0	0	37	0	55	0	82	0	0
Don't know	8	0	0	46	0	65	0	104	0	0
Refused	9	0	0	1	0	2	0	4	0	0
Not applicable	0	2000	2000	1564	2023	1468	2023	1103	2044	2044

247. You said you get most of your information about science and technology from newspapers. Would that be printed newspapers or online newspapers?

FI INSTRUCTION: ONLY IF RESPONDENT VOLUNTEERS ANOTHER FORM OTHER THAN PRINTED OR ONLINE, SPECIFY WHICH

[VAR: SCINEWS1]

<u>RESPONSE</u>	<u>PUNCH</u>	<u>YEAR</u>								
		<u>2006-1</u>	<u>2006-2</u>	<u>2006-3</u>	<u>2008-1</u>	<u>2008-2</u>	<u>2008-3</u>	<u>2010-1</u>	<u>2010-2</u>	<u>2010-3</u>
Printed newspapers	1	0	0	16	0	12	43	15	41	46
Online newspapers	2	0	0	1	0	4	7	0	5	9
Other (SPECIFY)	3	0	0	0	0	0	1	1	3	2
Don't know	8	0	0	0	0	0	0	0	0	0
Refused	9	0	0	0	0	2	1	0	4	0
Not applicable	0	2000	2000	1983	2023	2005	1971	2028	1991	1987

248. You said you get most of your information about science and technology from magazines. Would that be printed magazines or online magazines?

FI INSTRUCTION: ONLY IF RESPONDENT VOLUNTEERS ANOTHER FORM OTHER THAN PRINTED OR ONLINE, SPECIFY WHICH

[VAR: SCINEWS2]

<u>RESPONSE</u>	<u>PUNCH</u>	<u>YEAR</u>								
		<u>2006-1</u>	<u>2006-2</u>	<u>2006-3</u>	<u>2008-1</u>	<u>2008-2</u>	<u>2008-3</u>	<u>2010-1</u>	<u>2010-2</u>	<u>2010-3</u>
Printed magazines	1	0	0	14	0	20	44	23	42	61
Online magazines	2	0	0	0	0	3	9	2	3	4
Other (SPECIFY)	3	0	0	0	0	2	4	0	2	1
Don't know	8	0	0	0	0	0	0	0	0	0
Refused	9	0	0	0	0	2	2	1	4	0
Not applicable	0	2000	2000	1986	2023	1996	1964	2018	1993	1978

249. You said you get most of your information about science and technology from the Internet. What is the place you are most likely to go on the Internet for science and technology information—online newspapers, online magazines, or some other place on the Internet?

FI INSTRUCTION: IF R GIVES MORE THAN ONE PLACE OR SAYS "IT DEPENDS," PROBE ONCE: Which site are you most likely to go on the Internet for science and technology information?

[VAR: SCINEWS3]

<u>RESPONSE</u>	<u>PUNCH</u>	<u>YEAR</u>								
		<u>2006-1</u>	<u>2006-2</u>	<u>2006-3</u>	<u>2008-1</u>	<u>2008-2</u>	<u>2008-3</u>	<u>2010-1</u>	<u>2010-2</u>	<u>2010-3</u>
Online newspapers	1	0	0	26	0	45	57	51	49	79
Online magazines	2	0	0	1	0	2	27	2	29	58
Science site	3	0	0	6	0	9	23	17	21	29
News site	4	0	0	3	0	5	15	0	10	25
Electronic books & reports	5	0	0	0	0	2	15	0	3	2
Wikipedia	6	0	0	0	0	0	1	0	3	8
Government site	7	0	0	0	0	0	1	0	0	5
Social media (Facebook, Youtube, Twitter)	8	0	0	0	0	0	4	0	3	7
Other	10	0	0	1	0	3	7	0	14	27
Search Engine (Google, Bing)	11	0	0	0	0	0	107	0	90	172
Don't know	98	0	0	0	0	1	2	1	6	1
No answer	99	0	0	31	0	23	1	19	5	2
Not applicable	0	2000	2000	1932	2023	1933	1763	1954	1811	1629

REMARKS: Punches 4 and 5 were added in 2012.

250. We are interested in how people get information about events in the news. Where do you get most of your information about current news events – printed newspapers, online newspapers, printed magazines, online magazines, other places on the Internet, books or other printed materials, TV, radio, family, friends, colleagues, or some other source?

HAND CARD E16.3

[VAR: NEWSFRMY]

<u>RESPONSE</u>	<u>PUNCH</u>	<u>YEAR</u>								
		<u>2006-1</u>	<u>2006-2</u>	<u>2006-3</u>	<u>2008-1</u>	<u>2008-2</u>	<u>2008-3</u>	<u>2010-1</u>	<u>2010-2</u>	<u>2010-3</u>
Print newspapers	1	0	0	40	0	47	0	97	0	0
Online newspapers	2	0	0	15	0	27	0	83	0	0
Print magazines	3	0	0	2	0	3	0	6	0	0
Online magazines	4	0	0	1	0	2	0	2	0	0
Other place on the internet	5	0	0	31	0	27	0	57	0	0
Books/other printed material	6	0	0	1	0	4	0	5	0	0
TV	7	0	0	101	0	138	0	328	0	0
Radio	8	0	0	17	0	19	0	40	0	0
Family	9	0	0	1	0	1	0	16	0	0
Friends/colleagues	10	0	0	6	0	5	0	16	0	0
Other	11	0	0	3	0	1	0	6	0	0
Don't know	98	0	0	0	0	1	0	0	0	0
Refused	99	0	0	0	0	0	0	2	0	0
Not applicable	0	2000	2000	1782	2023	1748	2023	1386	2044	2044

REMARKS: Hand Card E16.3 contained punches 1-11.

251. We are also interested in how people get information about science and technology. Where do you get most of your information about science and technology printed newspapers, online newspapers, printed magazines, online magazines, other places on the Internet, books or other printed materials, TV, radio, family, friends, colleagues, or some other source?

PROBE: Which source do you get most of your information about science and technology from?

HAND CARD E16.3

[VAR: SCIFROMY]

<u>RESPONSE</u>	<u>PUNCH</u>	<u>YEAR</u>								
		<u>2006-1</u>	<u>2006-2</u>	<u>2006-3</u>	<u>2008-1</u>	<u>2008-2</u>	<u>2008-3</u>	<u>2010-1</u>	<u>2010-2</u>	<u>2010-3</u>
Print newspapers	1	0	0	18	0	14	0	47	0	0
Online newspapers	2	0	0	8	0	17	0	50	0	0
Print magazines	3	0	0	21	0	25	0	51	0	0
Online magazines	4	0	0	6	0	9	0	16	0	0
Other places on the internet	5	0	0	51	0	47	0	123	0	0
Books/other printed material	6	0	0	22	0	26	0	58	0	0
TV	7	0	0	74	0	108	0	239	0	0
Radio	8	0	0	7	0	9	0	15	0	0
Family	9	0	0	2	0	8	0	19	0	0
Friends/colleagues	10	0	0	4	0	6	0	19	0	0
Other sources	11	0	0	3	0	4	0	11	0	0
Don't know	DK	0	0	2	0	2	0	7	0	0
Refused	REF	0	0	0	0	0	0	3	0	0
Not applicable	0	2000	2000	1782	2023	1748	2023	1386	2044	2044

REMARKS: Hand Card E16.3 contained punches 1-11.

252. If you wanted to learn about scientific issues such as global warming or biotechnology, where would you get information – printed newspapers, online newspapers, printed magazines, online magazines, other places on the Internet, books or other printed materials, TV, radio, family, friends, colleagues, or some other source)?

PROBE: What would be your main source of information?

HAND CARD
E16.3

[VAR: SEEKSCIY]

<u>RESPONSE</u>	<u>PUNCH</u>	<u>YEAR</u>								
		<u>2006-1</u>	<u>2006-2</u>	<u>2006-3</u>	<u>2008-1</u>	<u>2008-2</u>	<u>2008-3</u>	<u>2010-1</u>	<u>2010-2</u>	<u>2010-3</u>
Print newspapers	1	0	0	12	0	9	0	19	0	0
Online newspapers	2	0	0	14	0	16	0	45	0	0
Print magazines	3	0	0	12	0	13	0	15	0	0
Online magazines	4	0	0	7	0	8	0	32	0	0
Other places on the internet	5	0	0	110	0	128	0	297	0	0
Books/other printed material	6	0	0	33	0	44	0	111	0	0
TV	7	0	0	19	0	40	0	93	0	0
Radio	8	0	0	1	0	6	0	8	0	0
Family	9	0	0	1	0	0	0	9	0	0
Friends/colleagues	10	0	0	2	0	3	0	7	0	0
Other (SPECIFY)	11	0	0	2	0	4	0	15	0	0
Don't know	98	0	0	4	0	3	0	4	0	0
Refused	99	0	0	1	0	1	0	3	0	0
Not applicable	0	2000	2000	1782	2023	1748	2023	1386	2044	2044

REMARKS: Hand Card E16.3 contained punches 1-11.

253. You said you get most of your information about science and technology from a place on the internet other than online newspapers or magazines. We'd like to ask you the place you are most likely to go on the internet for this information. What is the place you are most likely to go on the internet for science and technology information?

FI INSTRUCTION: IF R GIVES MORE THAN ONE PLACE OR SAYS "IT DEPENDS," PROBE ONCE: Which site are you most likely to go on the Internet for science and technology information?

[VAR: SCIINFGO]

<u>RESPONSE</u>	<u>PUNCH</u>	<u>YEAR</u>								
		<u>2006-1</u>	<u>2006-2</u>	<u>2006-3</u>	<u>2008-1</u>	<u>2008-2</u>	<u>2008-3</u>	<u>2010-1</u>	<u>2010-2</u>	<u>2010-3</u>
Search engine	1	0	0	35	0	32	0	76	0	0
Wikipedia	2	0	0	2	0	0	0	5	0	0
Science Site	3	0	0	6	0	3	0	16	0	0
News Site	4	0	0	5	0	2	0	8	0	0
Other (Specific)	5	0	0	0	0	4	0	9	0	0
Don't Know	8	0	0	1	0	3	0	4	0	0
Refused	9	0	0	2	0	3	0	8	0	0
Not applicable	0	2000	2000	1949	2023	1976	2023	1918	2044	2044

254. Now I'd like you to consider the following situations.

A. If you had a daughter, how would you feel if she wanted to be a scientist—would you feel happy, unhappy, or would you not care one way or the other?

[VAR: SCIENTDA]

<u>RESPONSE</u>	<u>PUNCH</u>	<u>YEAR</u>								
		<u>2006-1</u>	<u>2006-2</u>	<u>2006-3</u>	<u>2008-1</u>	<u>2008-2</u>	<u>2008-3</u>	<u>2010-1</u>	<u>2010-2</u>	<u>2010-3</u>
Happy	1	0	0	0	0	0	279	0	244	0
Not care	2	0	0	0	0	0	65	0	39	0
Unhappy	3	0	0	0	0	0	2	0	5	0
Don't know	8	0	0	0	0	0	0	0	0	0
No answer	9	0	0	0	0	0	0	0	1	0
Not applicable	0	2000	2000	2000	2023	2023	1677	2044	1755	2044

- B. If you had a son, how would you feel if he wanted to be a scientist—would you feel happy, unhappy, or would you not care one way or the other?

[VAR: SCIENTSN]

<u>RESPONSE</u>	<u>PUNCH</u>	<u>YEAR</u>								
		<u>2006-1</u>	<u>2006-2</u>	<u>2006-3</u>	<u>2008-1</u>	<u>2008-2</u>	<u>2008-3</u>	<u>2010-1</u>	<u>2010-2</u>	<u>2010-3</u>
Happy	1	0	0	0	0	0	277	0	245	0
Not care	2	0	0	0	0	0	67	0	38	0
Unhappy	3	0	0	0	0	0	2	0	4	0
Don't know	8	0	0	0	0	0	0	0	1	0
No answer	9	0	0	0	0	0	0	0	1	0
Not applicable	0	2000	2000	2000	2023	2023	1677	2044	1755	2044

255. Have you ever considered working in a science-related career?

[VAR: SCIENTR]

<u>RESPONSE</u>	<u>PUNCH</u>	<u>YEAR</u>								
		<u>2006-1</u>	<u>2006-2</u>	<u>2006-3</u>	<u>2008-1</u>	<u>2008-2</u>	<u>2008-3</u>	<u>2010-1</u>	<u>2010-2</u>	<u>2010-3</u>
Yes	1	0	0	0	0	0	109	0	110	0
No	2	0	0	0	0	0	236	0	176	0
Don't know	8	0	0	0	0	0	1	0	2	0
No answer	9	0	0	0	0	0	0	0	1	0
Not applicable	0	2000	2000	2000	2023	2023	1677	2044	1755	2044

256. Next, I'd like to ask how you rate your knowledge of what scientists do day-to-day in their jobs. Would you say your knowledge of what scientists do day-to-day on their jobs is Excellent, Good, Fair, Poor, Very Poor?

[VAR: SCIENTDO]

<u>RESPONSE</u>	<u>PUNCH</u>	<u>YEAR</u>								
		<u>2006-1</u>	<u>2006-2</u>	<u>2006-3</u>	<u>2008-1</u>	<u>2008-2</u>	<u>2008-3</u>	<u>2010-1</u>	<u>2010-2</u>	<u>2010-3</u>
Excellent	1	0	0	0	0	0	31	0	33	0
Good	2	0	0	0	0	0	84	0	78	0
Fair	3	0	0	0	0	0	115	0	95	0
Poor	4	0	0	0	0	0	79	0	61	0
Very poor	5	0	0	0	0	0	34	0	19	0
Don't know	8	0	0	0	0	0	3	0	2	0
No answer	9	0	0	0	0	0	0	0	1	0
Not applicable	0	2000	2000	2000	2023	2023	1677	2044	1755	2044

257. Now I'd like to read you some statements about scientists. Please tell me if you agree or disagree with each one. If you feel especially strongly about a statement, please say that you strongly agree or strongly disagree. Okay?

A. A scientist usually works alone. Do you strongly agree, agree, disagree, or strongly disagree?

[VAR: SCIENTAL]

<u>RESPONSE</u>	<u>PUNCH</u>	<u>YEAR</u>								
		<u>2006-1</u>	<u>2006-2</u>	<u>2006-3</u>	<u>2008-1</u>	<u>2008-2</u>	<u>2008-3</u>	<u>2010-1</u>	<u>2010-2</u>	<u>2010-3</u>
Strongly agree	1	0	0	0	0	0	7	0	7	0
Agree	2	0	0	0	0	0	58	0	61	0
Disagree	3	0	0	0	0	0	228	0	177	0
Strongly disagree	4	0	0	0	0	0	38	0	28	0
Don't know	8	0	0	0	0	0	15	0	15	0
No answer	9	0	0	0	0	0	0	0	1	0
Not applicable	0	2000	2000	2000	2023	2023	1677	2044	1755	2044

B. Scientific work is dangerous. Do you strongly agree, agree, disagree, or strongly disagree?

[VAR: SCIENTDN]

<u>RESPONSE</u>	<u>PUNCH</u>	<u>YEAR</u>								
		<u>2006-1</u>	<u>2006-2</u>	<u>2006-3</u>	<u>2008-1</u>	<u>2008-2</u>	<u>2008-3</u>	<u>2010-1</u>	<u>2010-2</u>	<u>2010-3</u>
Strongly agree	1	0	0	0	0	0	19	0	12	0
Agree	2	0	0	0	0	0	157	0	127	0
Disagree	3	0	0	0	0	0	141	0	130	0
Strongly disagree	4	0	0	0	0	0	15	0	9	0
Don't know	8	0	0	0	0	0	13	0	10	0
No answer	9	0	0	0	0	0	1	0	1	0
Not applicable	0	2000	2000	2000	2023	2023	1677	2044	1755	2044

C. Scientific researchers are dedicated people who work for the good of humanity. Do you strongly agree, agree, disagree, or strongly disagree?

[VAR: SCIENTGO]

<u>RESPONSE</u>	<u>PUNCH</u>	<u>YEAR</u>								
		<u>2006-1</u>	<u>2006-2</u>	<u>2006-3</u>	<u>2008-1</u>	<u>2008-2</u>	<u>2008-3</u>	<u>2010-1</u>	<u>2010-2</u>	<u>2010-3</u>
Strongly agree	1	0	0	0	0	0	74	0	46	0
Agree	2	0	0	0	0	0	228	0	214	0
Disagree	3	0	0	0	0	0	30	0	21	0
Strongly disagree	4	0	0	0	0	0	2	0	2	0
Don't know	8	0	0	0	0	0	11	0	5	0
No answer	9	0	0	0	0	0	1	0	1	0
Not applicable	0	2000	2000	2000	2023	2023	1677	2044	1755	2044

D. Scientists don't get as much fun out of life as other people do. Do you strongly agree, agree, disagree, or strongly disagree?

[VAR: SCIENTFU]

<u>RESPONSE</u>	<u>PUNCH</u>	<u>YEAR</u>								
		<u>2006-1</u>	<u>2006-2</u>	<u>2006-3</u>	<u>2008-1</u>	<u>2008-2</u>	<u>2008-3</u>	<u>2010-1</u>	<u>2010-2</u>	<u>2010-3</u>
Strongly agree	1	0	0	0	0	0	11	0	6	0
Agree	2	0	0	0	0	0	49	0	49	0
Disagree	3	0	0	0	0	0	214	0	175	0
Strongly disagree	4	0	0	0	0	0	37	0	29	0
Don't know	8	0	0	0	0	0	35	0	29	0
No answer	9	0	0	0	0	0	0	0	1	0
Not applicable	0	2000	2000	2000	2023	2023	1677	2044	1755	2044

E. Scientists are helping to solve challenging problems. Do you strongly agree, agree, disagree, or strongly disagree?

[VAR: SCIENTHE]

<u>RESPONSE</u>	<u>PUNCH</u>	<u>YEAR</u>								
		<u>2006-1</u>	<u>2006-2</u>	<u>2006-3</u>	<u>2008-1</u>	<u>2008-2</u>	<u>2008-3</u>	<u>2010-1</u>	<u>2010-2</u>	<u>2010-3</u>
Strongly agree	1	0	0	0	0	0	81	0	59	0
Agree	2	0	0	0	0	0	254	0	217	0
Disagree	3	0	0	0	0	0	7	0	6	0
Strongly disagree	4	0	0	0	0	0	2	0	2	0
Don't know	8	0	0	0	0	0	2	0	4	0
No answer	9	0	0	0	0	0	0	0	1	0
Not applicable	0	2000	2000	2000	2023	2023	1677	2044	1755	2044

F. Scientists are apt to be odd and peculiar people. Do you strongly agree, agree, disagree, or strongly disagree?

[VAR: SCIENTOD]

<u>RESPONSE</u>	<u>PUNCH</u>	<u>YEAR</u>								
		<u>2006-1</u>	<u>2006-2</u>	<u>2006-3</u>	<u>2008-1</u>	<u>2008-2</u>	<u>2008-3</u>	<u>2010-1</u>	<u>2010-2</u>	<u>2010-3</u>
Strongly agree	1	0	0	0	0	0	16	0	6	0
Agree	2	0	0	0	0	0	110	0	104	0
Disagree	3	0	0	0	0	0	182	0	145	0
Strongly disagree	4	0	0	0	0	0	24	0	17	0
Don't know	8	0	0	0	0	0	14	0	16	0
No answer	9	0	0	0	0	0	0	0	1	0
Not applicable	0	2000	2000	2000	2023	2023	1677	2044	1755	2044

G. Most scientists want to work on things that will make life better for the average person. Do you strongly agree, agree, disagree, or strongly disagree?

[VAR: SCIENTBE]

<u>RESPONSE</u>	<u>PUNCH</u>	<u>YEAR</u>								
		<u>2006-1</u>	<u>2006-2</u>	<u>2006-3</u>	<u>2008-1</u>	<u>2008-2</u>	<u>2008-3</u>	<u>2010-1</u>	<u>2010-2</u>	<u>2010-3</u>
Strongly agree	1	0	0	0	0	0	57	0	24	0
Agree	2	0	0	0	0	0	250	0	234	0
Disagree	3	0	0	0	0	0	25	0	23	0
Strongly disagree	4	0	0	0	0	0	3	0	0	0
Don't know	8	0	0	0	0	0	11	0	7	0
No answer	9	0	0	0	0	0	0	0	1	0
Not applicable	0	2000	2000	2000	2023	2023	1677	2044	1755	2044

H. Scientists are not likely to be very religious people. Do you strongly agree, agree, disagree, or strongly disagree?

[VAR: SCIENTRE]

<u>RESPONSE</u>	<u>PUNCH</u>	<u>YEAR</u>								
		<u>2006-1</u>	<u>2006-2</u>	<u>2006-3</u>	<u>2008-1</u>	<u>2008-2</u>	<u>2008-3</u>	<u>2010-1</u>	<u>2010-2</u>	<u>2010-3</u>
Strongly agree	1	0	0	0	0	0	17	0	5	0
Agree	2	0	0	0	0	0	90	0	96	0
Disagree	3	0	0	0	0	0	179	0	139	0
Strongly disagree	4	0	0	0	0	0	19	0	13	0
Don't know	8	0	0	0	0	0	39	0	34	0
No answer	9	0	0	0	0	0	2	0	2	0
Not applicable	0	2000	2000	2000	2023	2023	1677	2044	1755	2044

I. Scientists have few other interests but their work. Do you strongly agree, agree, disagree, or strongly disagree?

[VAR: SCIENTWK]

<u>RESPONSE</u>	<u>PUNCH</u>	<u>YEAR</u>								
		<u>2006-1</u>	<u>2006-2</u>	<u>2006-3</u>	<u>2008-1</u>	<u>2008-2</u>	<u>2008-3</u>	<u>2010-1</u>	<u>2010-2</u>	<u>2010-3</u>
Strongly agree	1	0	0	0	0	0	10	0	3	0
Agree	2	0	0	0	0	0	84	0	67	0
Disagree	3	0	0	0	0	0	203	0	174	0
Strongly disagree	4	0	0	0	0	0	22	0	13	0
Don't know	8	0	0	0	0	0	27	0	31	0
No answer	9	0	0	0	0	0	0	0	1	0
Not applicable	0	2000	2000	2000	2023	2023	1677	2044	1755	2044

J. Scientists earn less than other people with equally demanding jobs. Do you strongly agree, agree, disagree, or strongly disagree?

[VAR: SCIENTMO]

<u>RESPONSE</u>	<u>PUNCH</u>	<u>YEAR</u>								
		<u>2006-1</u>	<u>2006-2</u>	<u>2006-3</u>	<u>2008-1</u>	<u>2008-2</u>	<u>2008-3</u>	<u>2010-1</u>	<u>2010-2</u>	<u>2010-3</u>
Strongly agree	1	0	0	0	0	0	7	0	5	0
Agree	2	0	0	0	0	0	57	0	50	0
Disagree	3	0	0	0	0	0	211	0	174	0
Strongly disagree	4	0	0	0	0	0	13	0	13	0
Don't know	8	0	0	0	0	0	57	0	46	0
No answer	9	0	0	0	0	0	1	0	1	0
Not applicable	0	2000	2000	2000	2023	2023	1677	2044	1755	2044

K. A job as a scientist would be boring. Do you strongly agree, agree, disagree, or strongly disagree?

[VAR: SCIENTBR]

<u>RESPONSE</u>	<u>PUNCH</u>	<u>YEAR</u>								
		<u>2006-1</u>	<u>2006-2</u>	<u>2006-3</u>	<u>2008-1</u>	<u>2008-2</u>	<u>2008-3</u>	<u>2010-1</u>	<u>2010-2</u>	<u>2010-3</u>
Strongly agree	1	0	0	0	0	0	8	0	3	0
Agree	2	0	0	0	0	0	53	0	42	0
Disagree	3	0	0	0	0	0	239	0	199	0
Strongly disagree	4	0	0	0	0	0	35	0	29	0
Don't know	8	0	0	0	0	0	11	0	15	0
No answer	9	0	0	0	0	0	0	0	1	0
Not applicable	0	2000	2000	2000	2023	2023	1677	2044	1755	2044

258. Now I'd like you to consider the following situations.

A. If you had a daughter, how would you feel if she wanted to be an engineer—would you feel happy, unhappy, or would you not care one way or the other?

[VAR: ENGDA]

<u>RESPONSE</u>	<u>PUNCH</u>	<u>YEAR</u>								
		<u>2006-1</u>	<u>2006-2</u>	<u>2006-3</u>	<u>2008-1</u>	<u>2008-2</u>	<u>2008-3</u>	<u>2010-1</u>	<u>2010-2</u>	<u>2010-3</u>
Happy	1	0	0	0	0	0	267	0	241	0
Not care	2	0	0	0	0	0	58	0	46	0
Unhappy	3	0	0	0	0	0	1	0	2	0
Don't know	8	0	0	0	0	0	1	0	0	0
No answer	9	0	0	0	0	0	2	0	1	0
Not applicable	0	2000	2000	2000	2023	2023	1694	2044	1754	2044

- B. If you had a son, how would you feel if he wanted to be an engineer—would you feel happy, unhappy, or would you not care one way or the other?

[VAR: ENGSON]

<u>RESPONSE</u>	<u>PUNCH</u>	<u>YEAR</u>								
		<u>2006-1</u>	<u>2006-2</u>	<u>2006-3</u>	<u>2008-1</u>	<u>2008-2</u>	<u>2008-3</u>	<u>2010-1</u>	<u>2010-2</u>	<u>2010-3</u>
Happy	1	0	0	0	0	0	271	0	247	0
Not care	2	0	0	0	0	0	56	0	41	0
Unhappy	3	0	0	0	0	0	0	0	1	0
Don't know	8	0	0	0	0	0	0	0	0	0
No answer	9	0	0	0	0	0	2	0	1	0
Not applicable	0	2000	2000	2000	2023	2023	1694	2044	1754	2044

- C. Have you ever considered working in an engineering-related career?

[VAR: ENGRES]

<u>RESPONSE</u>	<u>PUNCH</u>	<u>YEAR</u>								
		<u>2006-1</u>	<u>2006-2</u>	<u>2006-3</u>	<u>2008-1</u>	<u>2008-2</u>	<u>2008-3</u>	<u>2010-1</u>	<u>2010-2</u>	<u>2010-3</u>
Yes	1	0	0	0	0	0	78	0	77	0
No	2	0	0	0	0	0	250	0	212	0
Don't know	8	0	0	0	0	0	0	0	0	0
No answer	9	0	0	0	0	0	1	0	1	0
Not applicable	0	2000	2000	2000	2023	2023	1694	2044	1754	2044

259. Next, I'd like to ask how you rate your knowledge of what engineers do day-to-day in their jobs. Would you say your knowledge of what engineers do day-to-day on their jobs is Excellent, Good, Fair, Poor, Very Poor?

[VAR: ENGDO]

<u>RESPONSE</u>	<u>PUNCH</u>	<u>YEAR</u>								
		<u>2006-1</u>	<u>2006-2</u>	<u>2006-3</u>	<u>2008-1</u>	<u>2008-2</u>	<u>2008-3</u>	<u>2010-1</u>	<u>2010-2</u>	<u>2010-3</u>
Excellent	1	0	0	0	0	0	44	0	35	0
Good	2	0	0	0	0	0	97	0	78	0
Fair	3	0	0	0	0	0	104	0	93	0
Poor	4	0	0	0	0	0	48	0	55	0
Very poor	5	0	0	0	0	0	31	0	25	0
Don't know	8	0	0	0	0	0	4	0	3	0
No answer	9	0	0	0	0	0	1	0	1	0
Not applicable	0	2000	2000	2000	2023	2023	1694	2044	1754	2044

260. Now I'd like to read you some statements about engineers. Please tell me if you agree or disagree with each one. If you feel especially strongly about a statement, please say that you strongly agree or strongly disagree. Okay?

A. An engineer usually works alone. Do you strongly agree, agree, disagree, or strongly disagree?

[VAR: ENGLONE]

<u>RESPONSE</u>	<u>PUNCH</u>	<u>YEAR</u>								
		<u>2006-1</u>	<u>2006-2</u>	<u>2006-3</u>	<u>2008-1</u>	<u>2008-2</u>	<u>2008-3</u>	<u>2010-1</u>	<u>2010-2</u>	<u>2010-3</u>
Strongly agree	1	0	0	0	0	0	10	0	8	0
Agree	2	0	0	0	0	0	63	0	67	0
Disagree	3	0	0	0	0	0	183	0	165	0
Strongly disagree	4	0	0	0	0	0	45	0	23	0
Don't know	8	0	0	0	0	0	27	0	26	0
No answer	9	0	0	0	0	0	1	0	1	0
Not applicable	0	2000	2000	2000	2023	2023	1694	2044	1754	2044

B. Engineering work is dangerous. Do you strongly agree, agree, disagree, or strongly disagree?

[VAR: ENGDGR]

<u>RESPONSE</u>	<u>PUNCH</u>	<u>YEAR</u>								
		<u>2006-1</u>	<u>2006-2</u>	<u>2006-3</u>	<u>2008-1</u>	<u>2008-2</u>	<u>2008-3</u>	<u>2010-1</u>	<u>2010-2</u>	<u>2010-3</u>
Strongly agree	1	0	0	0	0	0	17	0	15	0
Agree	2	0	0	0	0	0	96	0	98	0
Disagree	3	0	0	0	0	0	166	0	144	0
Strongly disagree	4	0	0	0	0	0	22	0	7	0
Don't know	8	0	0	0	0	0	27	0	25	0
No answer	9	0	0	0	0	0	1	0	1	0
Not applicable	0	2000	2000	2000	2023	2023	1694	2044	1754	2044

- C. Engineering researchers are dedicated people who work for the good of humanity. Do you strongly agree, agree, disagree, or strongly disagree?

[VAR: ENGGOOD]

<u>RESPONSE</u>	<u>PUNCH</u>	<u>YEAR</u>								
		<u>2006-1</u>	<u>2006-2</u>	<u>2006-3</u>	<u>2008-1</u>	<u>2008-2</u>	<u>2008-3</u>	<u>2010-1</u>	<u>2010-2</u>	<u>2010-3</u>
Strongly agree	1	0	0	0	0	0	35	0	33	0
Agree	2	0	0	0	0	0	232	0	199	0
Disagree	3	0	0	0	0	0	30	0	29	0
Strongly disagree	4	0	0	0	0	0	5	0	1	0
Don't know	8	0	0	0	0	0	25	0	27	0
No answer	9	0	0	0	0	0	2	0	1	0
Not applicable	0	2000	2000	2000	2023	2023	1694	2044	1754	2044

- D. Engineers don't get as much fun out of life as other people do. Do you strongly agree, agree, disagree, or strongly disagree?

[VAR: ENGFUN]

<u>RESPONSE</u>	<u>PUNCH</u>	<u>YEAR</u>								
		<u>2006-1</u>	<u>2006-2</u>	<u>2006-3</u>	<u>2008-1</u>	<u>2008-2</u>	<u>2008-3</u>	<u>2010-1</u>	<u>2010-2</u>	<u>2010-3</u>
Strongly agree	1	0	0	0	0	0	5	0	7	0
Agree	2	0	0	0	0	0	54	0	40	0
Disagree	3	0	0	0	0	0	192	0	184	0
Strongly disagree	4	0	0	0	0	0	40	0	26	0
Don't know	8	0	0	0	0	0	37	0	32	0
No answer	9	0	0	0	0	0	1	0	1	0
Not applicable	0	2000	2000	2000	2023	2023	1694	2044	1754	2044

- E. Engineers are helping to solve challenging problems. Do you strongly agree, agree, disagree, or strongly disagree?

[VAR: ENGPROB]

<u>RESPONSE</u>	<u>PUNCH</u>	<u>YEAR</u>								
		<u>2006-1</u>	<u>2006-2</u>	<u>2006-3</u>	<u>2008-1</u>	<u>2008-2</u>	<u>2008-3</u>	<u>2010-1</u>	<u>2010-2</u>	<u>2010-3</u>
Strongly agree	1	0	0	0	0	0	68	0	50	0
Agree	2	0	0	0	0	0	230	0	214	0
Disagree	3	0	0	0	0	0	9	0	12	0
Strongly disagree	4	0	0	0	0	0	2	0	1	0
Don't know	8	0	0	0	0	0	19	0	12	0
No answer	9	0	0	0	0	0	1	0	1	0
Not applicable	0	2000	2000	2000	2023	2023	1694	2044	1754	2044

F. Engineers are apt to be odd and peculiar people. Do you strongly agree, agree, disagree, or strongly disagree?

[VAR: ENGODD]

<u>RESPONSE</u>	<u>PUNCH</u>	<u>YEAR</u>								
		<u>2006-1</u>	<u>2006-2</u>	<u>2006-3</u>	<u>2008-1</u>	<u>2008-2</u>	<u>2008-3</u>	<u>2010-1</u>	<u>2010-2</u>	<u>2010-3</u>
Strongly agree	1	0	0	0	0	0	12	0	10	0
Agree	2	0	0	0	0	0	76	0	71	0
Disagree	3	0	0	0	0	0	193	0	163	0
Strongly disagree	4	0	0	0	0	0	20	0	19	0
Don't know	8	0	0	0	0	0	27	0	25	0
No answer	9	0	0	0	0	0	1	0	2	0
Not applicable	0	2000	2000	2000	2023	2023	1694	2044	1754	2044

G. Most engineers want to work on things that will make life better for the average person. Do you strongly agree, agree, disagree, or strongly disagree?

[VAR: ENGBTR]

<u>RESPONSE</u>	<u>PUNCH</u>	<u>YEAR</u>								
		<u>2006-1</u>	<u>2006-2</u>	<u>2006-3</u>	<u>2008-1</u>	<u>2008-2</u>	<u>2008-3</u>	<u>2010-1</u>	<u>2010-2</u>	<u>2010-3</u>
Strongly agree	1	0	0	0	0	0	37	0	33	0
Agree	2	0	0	0	0	0	246	0	226	0
Disagree	3	0	0	0	0	0	22	0	15	0
Strongly disagree	4	0	0	0	0	0	0	0	1	0
Don't know	8	0	0	0	0	0	23	0	14	0
No answer	9	0	0	0	0	0	1	0	1	0
Not applicable	0	2000	2000	2000	2023	2023	1694	2044	1754	2044

H. Engineers are not likely to be very religious people. Do you strongly agree, agree, disagree, or strongly disagree?

[VAR: ENGREL]

<u>RESPONSE</u>	<u>PUNCH</u>	<u>YEAR</u>								
		<u>2006-1</u>	<u>2006-2</u>	<u>2006-3</u>	<u>2008-1</u>	<u>2008-2</u>	<u>2008-3</u>	<u>2010-1</u>	<u>2010-2</u>	<u>2010-3</u>
Strongly agree	1	0	0	0	0	0	3	0	4	0
Agree	2	0	0	0	0	0	33	0	39	0
Disagree	3	0	0	0	0	0	197	0	171	0
Strongly disagree	4	0	0	0	0	0	22	0	18	0
Don't know	8	0	0	0	0	0	73	0	57	0
No answer	9	0	0	0	0	0	1	0	1	0
Not applicable	0	2000	2000	2000	2023	2023	1694	2044	1754	2044

I. Engineers have few other interests but their work. Do you strongly agree, agree, disagree, or strongly disagree?

[VAR: ENGINT]

<u>RESPONSE</u>	<u>PUNCH</u>	<u>YEAR</u>								
		<u>2006-1</u>	<u>2006-2</u>	<u>2006-3</u>	<u>2008-1</u>	<u>2008-2</u>	<u>2008-3</u>	<u>2010-1</u>	<u>2010-2</u>	<u>2010-3</u>
Strongly agree	1	0	0	0	0	0	7	0	7	0
Agree	2	0	0	0	0	0	48	0	42	0
Disagree	3	0	0	0	0	0	213	0	189	0
Strongly disagree	4	0	0	0	0	0	22	0	11	0
Don't know	8	0	0	0	0	0	38	0	39	0
No answer	9	0	0	0	0	0	1	0	2	0
Not applicable	0	2000	2000	2000	2023	2023	1694	2044	1754	2044

J. Engineers earn less than other people with equally demanding jobs. Do you strongly agree, agree, disagree, or strongly disagree?

[VAR: ENGEARN]

<u>RESPONSE</u>	<u>PUNCH</u>	<u>YEAR</u>								
		<u>2006-1</u>	<u>2006-2</u>	<u>2006-3</u>	<u>2008-1</u>	<u>2008-2</u>	<u>2008-3</u>	<u>2010-1</u>	<u>2010-2</u>	<u>2010-3</u>
Strongly agree	1	0	0	0	0	0	3	0	4	0
Agree	2	0	0	0	0	0	31	0	30	0
Disagree	3	0	0	0	0	0	217	0	199	0
Strongly disagree	4	0	0	0	0	0	28	0	18	0
Don't know	8	0	0	0	0	0	49	0	37	0
No answer	9	0	0	0	0	0	1	0	2	0
Not applicable	0	2000	2000	2000	2023	2023	1694	2044	1754	2044

K. A job as an engineer would be boring. Do you strongly agree, agree, disagree, or strongly disagree?

[VAR: ENGBRNG]

<u>RESPONSE</u>	<u>PUNCH</u>	<u>YEAR</u>								
		<u>2006-1</u>	<u>2006-2</u>	<u>2006-3</u>	<u>2008-1</u>	<u>2008-2</u>	<u>2008-3</u>	<u>2010-1</u>	<u>2010-2</u>	<u>2010-3</u>
Strongly agree	1	0	0	0	0	0	3	0	3	0
Agree	2	0	0	0	0	0	44	0	32	0
Disagree	3	0	0	0	0	0	220	0	199	0
Strongly disagree	4	0	0	0	0	0	32	0	24	0
Don't know	8	0	0	0	0	0	28	0	30	0
No answer	9	0	0	0	0	0	2	0	2	0
Not applicable	0	2000	2000	2000	2023	2023	1694	2044	1754	2044

**Topical Module: (Self-Administered) HIGH RISK BEHAVIORS
(PARTNERS - SEXORNT)**

261. R did Sex Module

[VAR: SAQSEX]

<u>RESPONSE</u>	<u>PUNCH</u>	<u>YEAR</u>								
		<u>2006-1</u>	<u>2006-2</u>	<u>2006-3</u>	<u>2008-1</u>	<u>2008-2</u>	<u>2008-3</u>	<u>2010-1</u>	<u>2010-2</u>	<u>2010-3</u>
R did Sex SAQ	1	1304	0	0	0	0	0	0	0	0
Administered by Interviewer	2	308	0	0	0	0	0	0	0	0
R did not do Sex SAQ	4	388	0	0	0	0	0	0	0	0
Not applicable	0	0	2000	2000	2023	2023	2023	2044	2044	2044

REMARKS: Starting in 2008, PARTNERS-SEXORNT became designated as self-administered only. As a result, CAPI stopped prompting for SAQSEX.

261. How many sex partners have you had in the last 12 months?

[VAR: PARTNERS]

<u>RESPONSE</u>	<u>PUNCH</u>	<u>YEAR</u>								
		<u>2006-1</u>	<u>2006-2</u>	<u>2006-3</u>	<u>2008-1</u>	<u>2008-2</u>	<u>2008-3</u>	<u>2010-1</u>	<u>2010-2</u>	<u>2010-3</u>
No partners	0	397	352	0	415	0	0	427	0	0
1 partner	1	991	909	0	1092	0	0	1129	0	0
2 partners	2	102	72	0	120	0	0	124	0	0
3 partners	3	41	28	0	55	0	0	63	0	0
4 partners	4	29	15	0	25	0	0	39	0	0
5 - 10 partners	5	30	17	0	33	0	0	25	0	0
11 - 20 partners	6	13	5	0	11	0	0	2	0	0
21 - 100 partners	7	2	2	0	3	0	0	1	0	0
More than 100 partners	8	0	0	0	2	0	0	2	0	0
1+ partners (unspecified)	9	4	5	0	10	0	0	15	0	0
Don't know	98	1	5	0	4	0	0	1	0	0
No answer	99	7	13	0	21	0	0	12	0	0
Not applicable (Did not do SAQ)	-1	383	577	2000	232	2023	2023	204	2044	2044

262. Was one of the partners your husband or wife or regular sexual partner?

[VAR: MATESEX]

<u>RESPONSE</u>	<u>PUNCH</u>	<u>YEAR</u>								
		<u>2006-1</u>	<u>2006-2</u>	<u>2006-3</u>	<u>2008-1</u>	<u>2008-2</u>	<u>2008-3</u>	<u>2010-1</u>	<u>2010-2</u>	<u>2010-3</u>
Yes	1	1081	965	0	1200	0	0	1274	0	0
No	2	130	90	0	143	0	0	117	0	0
Don't know	8	0	0	0	1	0	0	1	0	0
No answer	9	8	11	0	28	0	0	20	0	0
Not applicable (Did not do SAQ, Punch 0 in PARTNERS)	0	781	934	2000	651	2023	2023	632	2044	2044

IF YOU HAVE NO OTHER PARTNERS BESIDES YOUR HUSBAND OR WIFE OR REGULAR SEXUAL PARTNER, PLEASE GO TO SEXFREQ.

263. If you had other partners, please indicate all categories that apply to them.

A. Close personal friend

[VAR: FRNDSEX]

<u>RESPONSE</u>	<u>PUNCH</u>	<u>YEAR</u>								
		<u>2006-1</u>	<u>2006-2</u>	<u>2006-3</u>	<u>2008-1</u>	<u>2008-2</u>	<u>2008-3</u>	<u>2010-1</u>	<u>2010-2</u>	<u>2010-3</u>
Yes	1	215	120	0	199	0	0	208	0	0
No	2	63	60	0	113	0	0	99	0	0
Don't know	8	0	1	0	0	0	0	1	0	0
No answer	9	9	14	0	23	0	0	30	0	0
Not applicable (Did not do SAQ, Punch 0,1 in PARTNERS & Punch 1 in MATESEX)	0	1713	1805	2000	1688	2023	2023	1706	2044	2044

B. Neighbor, Co-worker, or long-term acquaintance

[VAR: ACQNTSEX]

<u>RESPONSE</u>	<u>PUNCH</u>	<u>YEAR</u>								
		<u>2006-1</u>	<u>2006-2</u>	<u>2006-3</u>	<u>2008-1</u>	<u>2008-2</u>	<u>2008-3</u>	<u>2010-1</u>	<u>2010-2</u>	<u>2010-3</u>
Yes	1	77	65	0	119	0	0	122	0	0
No	2	201	115	0	193	0	0	187	0	0
Don't know	8	0	1	0	0	0	0	0	0	0
No answer	9	9	14	0	31	0	0	30	0	0
Not applicable (Did not do SAQ, Punch 0,1 in PARTNERS & Punch 1 in MATESEX)	0	1713	1805	2000	1680	2023	2023	1705	2044	2044

C. Casual date or pick-up

[VAR: PIKUPSEX]

<u>RESPONSE</u>	<u>PUNCH</u>	<u>YEAR</u>								
		<u>2006-1</u>	<u>2006-2</u>	<u>2006-3</u>	<u>2008-1</u>	<u>2008-2</u>	<u>2008-3</u>	<u>2010-1</u>	<u>2010-2</u>	<u>2010-3</u>
Yes	1	104	61	0	118	0	0	116	0	0
No	2	174	120	0	194	0	0	193	0	0
Don't know	8	0	0	0	0	0	0	0	0	0
No answer	9	9	14	0	31	0	0	30	0	0
Not applicable (Did not do SAQ, Punch 0,1 in PARTNERS & Punch 1 in MATESEX)	0	1713	1805	2000	1680	2023	2023	1705	2044	2044

D. Person you paid or paid you for sex

[VAR: PAIDSEX]

<u>RESPONSE</u>	<u>PUNCH</u>	<u>YEAR</u>								
		<u>2006-1</u>	<u>2006-2</u>	<u>2006-3</u>	<u>2008-1</u>	<u>2008-2</u>	<u>2008-3</u>	<u>2010-1</u>	<u>2010-2</u>	<u>2010-3</u>
Yes	1	10	8	0	13	0	0	13	0	0
No	2	267	172	0	298	0	0	296	0	0
Don't know	8	0	1	0	0	0	0	0	0	0
No answer	9	10	15	0	32	0	0	30	0	0
Not applicable (Did not do SAQ, Punch 0,1 in PARTNERS & Punch 1 in MATESEX)	0	1713	1804	2000	1680	2023	2023	1705	2044	2044

E. Other (PLEASE SPECIFY)

[VAR: OTHERSEX]

<u>RESPONSE</u>	<u>PUNCH</u>	<u>YEAR</u>								
		<u>2006-1</u>	<u>2006-2</u>	<u>2006-3</u>	<u>2008-1</u>	<u>2008-2</u>	<u>2008-3</u>	<u>2010-1</u>	<u>2010-2</u>	<u>2010-3</u>
Yes	1	24	7	0	19	0	0	20	0	0
No	2	250	173	0	294	0	0	286	0	0
Don't know	8	0	0	0	0	0	0	0	0	0
No answer	9	13	16	0	22	0	0	30	0	0
Not applicable (Did not do SAQ, Punch 0,1 in PARTNERS & Punch 1 in MATESEX)	0	1713	1804	2000	1688	2023	2023	1708	2044	2044

264. Have your sex partners in the last 12 months been...

[VAR: SEXSEX]

<u>RESPONSE</u>	<u>PUNCH</u>	<u>YEAR</u>								
		<u>2006-1</u>	<u>2006-2</u>	<u>2006-3</u>	<u>2008-1</u>	<u>2008-2</u>	<u>2008-3</u>	<u>2010-1</u>	<u>2010-2</u>	<u>2010-3</u>
Exclusively male	1	664	582	0	687	0	0	716	0	0
Both male and female	2	14	6	0	13	0	0	10	0	0
Exclusively female	3	528	466	0	653	0	0	667	0	0
Don't know	8	0	6	0	5	0	0	2	0	0
No answer	9	14	11	0	22	0	0	18	0	0
Not applicable (Did not do SAQ, Punch 0 in PARTNERS)	0	780	929	2000	643	2023	2023	631	2044	2044

265. About how often did you have sex during the last 12 months?

[VAR: SEXFREQ]

<u>RESPONSE</u>	<u>PUNCH</u>	<u>YEAR</u>								
		<u>2006-1</u>	<u>2006-2</u>	<u>2006-3</u>	<u>2008-1</u>	<u>2008-2</u>	<u>2008-3</u>	<u>2010-1</u>	<u>2010-2</u>	<u>2010-3</u>
Not at all	0	394	346	0	416	0	0	440	0	0
Once or twice	1	132	114	0	149	0	0	174	0	0
About once a month	2	181	156	0	176	0	0	194	0	0
2 or 3 times a month	3	243	207	0	243	0	0	284	0	0
About once a week	4	230	224	0	285	0	0	257	0	0
2 or 3 times a week	5	284	223	0	309	0	0	304	0	0
More than 3 times a week	6	94	79	0	108	0	0	99	0	0
Don't know	8	3	19	0	26	0	0	15	0	0
No answer	9	56	50	0	79	0	0	73	0	0
Not applicable (Did not do SAQ)	-1	383	582	2000	232	2023	2023	204	2044	2044

266. Now thinking about the time since your 18th birthday (including the past 12 months) how many female partners have you had sex with?

[VAR: NUMWOMEN]

<u>RESPONSE</u>	<u>PUNCH</u>	<u>YEAR</u>								
		<u>2006-1</u>	<u>2006-2</u>	<u>2006-3</u>	<u>2008-1</u>	<u>2008-2</u>	<u>2008-3</u>	<u>2010-1</u>	<u>2010-2</u>	<u>2010-3</u>
0	0	878	786	0	912	0	0	956	0	0
1	1	135	104	0	140	0	0	142	0	0
2	2	57	56	0	74	0	0	66	0	0
3	3	62	55	0	67	0	0	66	0	0
4-6	4-6	123	110	0	145	0	0	146	0	0
7-9	7-9	32	41	0	56	0	0	36	0	0
10-14	10-14	91	59	0	85	0	0	100	0	0
15-24	15-24	74	60	0	74	0	0	86	0	0
25-988	25-988	82	86	0	113	0	0	124	0	0
989+	989	0	0	0	1	0	0	0	0	0
Dash or slash	990	0	0	0	0	0	0	0	0	0
1 or more, number unknown	991	1	2	0	0	0	0	2	0	0
"X"	992	0	0	0	0	0	0	0	0	0
Garbled text	993	0	0	0	1	0	0	0	0	0
Several	994	0	0	0	0	0	0	2	0	0
"Many," "lots"	995	4	1	0	2	0	0	2	0	0
"N.A."	996	0	0	0	0	0	0	0	0	0
Refused	997	0	0	0	0	0	0	6	0	0
Don't know	998	23	23	0	52	0	0	41	0	0
No answer	999	55	35	0	61	0	0	65	0	0
Not applicable (Did not do SAQ, Punch 0 in PARTNERS)	-1	383	582	2000	240	2023	2023	204	2044	2044

REMARKS: NUMWOMEN and NUMMEN code exact number of partners in PARTNERS. The numbers above are for convenience of display only.

267. Now thinking about the time since your 18th birthday (including the past 12 months) how many male partners have you had sex with?

[VAR: NUMMEN]

<u>RESPONSE</u>	<u>PUNCH</u>	<u>YEAR</u>								
		<u>2006-1</u>	<u>2006-2</u>	<u>2006-3</u>	<u>2008-1</u>	<u>2008-2</u>	<u>2008-3</u>	<u>2010-1</u>	<u>2010-2</u>	<u>2010-3</u>
0	0	685	565	0	757	0	0	809	0	0
1	1	248	214	0	314	0	0	247	0	0
2	2	115	111	0	137	0	0	121	0	0
3	3	100	90	0	102	0	0	114	0	0
4-6	4-6	191	173	0	174	0	0	219	0	0
7-9	7-9	44	45	0	35	0	0	48	0	0
10-14	10-14	51	54	0	72	0	0	76	0	0
15-24	15-24	47	31	0	50	0	0	49	0	0
25-988	25-988	44	46	0	45	0	0	40	0	0
989+	989	0	1	0	2	0	0	0	0	0
Dash or slash	990	0	0	0	0	0	0	0	0	0
1 or more, number unknown	991	0	1	0	1	0	0	1	0	0
"X"	992	0	0	0	0	0	0	0	0	0
Garbled text	993	0	0	0	0	0	0	0	0	0
Several	994	5	0	0	0	0	0	0	0	0
"Many," "lots"	995	3	2	0	2	0	0	0	0	0
"N.A."	996	0	1	0	0	0	0	0	0	0
Refused	997	2	3	0	2	0	0	6	0	0
Don't know	998	9	25	0	30	0	0	24	0	0
No answer	999	73	53	0	60	0	0	86	0	0
Not applicable (Did not do SAQ, Punch 0 in PARTNERS)	-1	383	585	2000	240	2023	2023	204	2044	2044

REMARKS: NUMWOMEN and NUMMEN code exact number of partners in PARTNERS. The numbers above are for convenience of display only.

268. Now think about the past five years--the time since February/March [2001/2003/2005], and including the past 12 months, how many sex partners have you had in that five year period?

[VAR: PARTNRS5]

<u>RESPONSE</u>	<u>PUNCH</u>	<u>YEAR</u>								
		<u>2006-1</u>	<u>2006-2</u>	<u>2006-3</u>	<u>2008-1</u>	<u>2008-2</u>	<u>2008-3</u>	<u>2010-1</u>	<u>2010-2</u>	<u>2010-3</u>
No partners (GO TO EVIDU)	0	239	211	0	252	0	0	261	0	0
1 partner	1	844	800	0	942	0	0	963	0	0
2 partners	2	162	139	0	173	0	0	175	0	0
3 partners	3	101	82	0	113	0	0	114	0	0
4 partners	4	69	45	0	68	0	0	77	0	0
5 - 10 partners	5	84	67	0	94	0	0	123	0	0
11 - 20 partners	6	41	20	0	36	0	0	40	0	0
21 - 100 partners	7	20	17	0	27	0	0	11	0	0
More than 100 partners	8	3	2	0	3	0	0	3	0	0
1 or more, number unknown	9	22	10	0	51	0	0	46	0	0
Several	95	0	0	0	0	0	0	0	0	0
Don't know	98	2	10	0	8	0	0	2	0	0
No answer	99	30	20	0	24	0	0	25	0	0
Not applicable (Did not do SAQ)	-1	383	577	2000	232	2023	2023	204	2044	2044

269. Have your sex partners in the last five years been...

[VAR: SEXSEX5]

<u>RESPONSE</u>	<u>PUNCH</u>	<u>YEAR</u>								
		<u>2006-1</u>	<u>2006-2</u>	<u>2006-3</u>	<u>2008-1</u>	<u>2008-2</u>	<u>2008-3</u>	<u>2010-1</u>	<u>2010-2</u>	<u>2010-3</u>
Exclusively male	1	721	667	0	759	0	0	800	0	0
Both male and female	2	27	14	0	25	0	0	25	0	0
Exclusively female	3	577	509	0	703	0	0	707	0	0
Don't know	8	0	5	0	4	0	0	2	0	0
No answer	9	51	17	0	31	0	0	45	0	0
Not applicable (Punch 0, IAP in PARTNRS5)	0	624	788	2000	501	2023	2023	465	2044	2044

270. Thinking about the time since your 18th birthday, have you ever had sex with a person you paid or who paid you for sex?

[VAR: EVPAIDSX]

<u>RESPONSE</u>	<u>PUNCH</u>	<u>YEAR</u>								
		<u>2006-1</u>	<u>2006-2</u>	<u>2006-3</u>	<u>2008-1</u>	<u>2008-2</u>	<u>2008-3</u>	<u>2010-1</u>	<u>2010-2</u>	<u>2010-3</u>
Yes	1	137	131	0	160	0	0	129	0	0
No	2	1460	1271	0	1600	0	0	1675	0	0
Don't know	8	2	5	0	2	0	0	6	0	0
No answer	9	18	11	0	29	0	0	30	0	0
Not applicable (Did not do SAQ)	0	383	582	2000	232	2023	2023	204	2044	2044

271. Have you ever had sex with someone other than your husband or wife while you were married?

[VAR: EVSTRAY]

<u>RESPONSE</u>	<u>PUNCH</u>	<u>YEAR</u>								
		<u>2006-1</u>	<u>2006-2</u>	<u>2006-3</u>	<u>2008-1</u>	<u>2008-2</u>	<u>2008-3</u>	<u>2010-1</u>	<u>2010-2</u>	<u>2010-3</u>
Yes	1	240	213	0	214	0	0	227	0	0
No	2	929	880	0	1046	0	0	1058	0	0
Never Married	3	433	305	0	494	0	0	522	0	0
Don't know	8	0	5	0	4	0	0	3	0	0
No answer	9	15	15	0	33	0	0	30	0	0
Not applicable (Did not do SAQ)	0	383	582	2000	232	2023	2023	204	2044	2044

272. The last time you had sex, was a condom used? By "sex" we mean vaginal, oral, or anal sex.

[VAR: CONDOM]

<u>RESPONSE</u>	<u>PUNCH</u>	<u>YEAR</u>								
		<u>2006-1</u>	<u>2006-2</u>	<u>2006-3</u>	<u>2008-1</u>	<u>2008-2</u>	<u>2008-3</u>	<u>2010-1</u>	<u>2010-2</u>	<u>2010-3</u>
Yes, the last time I had sex, a condom was used	1	365	282	0	419	0	0	418	0	0
No, the last time I had sex, a condom was not used	2	1177	1084	0	1299	0	0	1338	0	0
Don't know	8	15	20	0	12	0	0	11	0	0
No answer	9	60	32	0	61	0	0	73	0	0
Not applicable (Did not do SAQ)	0	383	582	2000	232	2023	2023	204	2044	2044

273. The last time you had sex, was it with someone you were in an on-going relationship with, or was it with someone else? Remember that by "sex" we mean only vaginal, oral, or anal sex.

[VAR: RELATSEX]

RESPONSE	PUNCH	YEAR								
		2006-1	2006-2	2006-3	2008-1	2008-2	2008-3	2010-1	2010-2	2010-3
Yes, the last time I had sex, it was with someone I was in an on-going relationship with	1	1399	1256	0	1560	0	0	1611	0	0
No, the last time I had sex, it was not with someone I was in an on-going relationship with	2	144	118	0	167	0	0	157	0	0
Don't know	8	10	16	0	9	0	0	9	0	0
No answer	9	64	28	0	55	0	0	63	0	0
Not applicable (Did not do SAQ)	0	383	582	2000	232	2023	2023	204	2044	2044

274. Have you ever, even once, taken any drugs by injection with a needle (like heroin, cocaine, amphetamines, or steroids)... Do not include anything you took under a doctor's orders.

[VAR: EVIDU]

RESPONSE	PUNCH	YEAR								
		2006-1	2006-2	2006-3	2008-1	2008-2	2008-3	2010-1	2010-2	2010-3
Yes	1	57	45	0	62	0	0	66	0	0
No	2	1546	1357	0	1712	0	0	1751	0	0
Don't know	8	0	7	0	1	0	0	2	0	0
No answer	9	14	9	0	16	0	0	21	0	0
Not applicable (Did not do SAQ)	0	383	582	2000	232	2023	2023	204	2044	2044

A. How long has it been since you last used a needle to inject drugs?

[VAR: IDU30]

RESPONSE	PUNCH	YEAR								
		2006-1	2006-2	2006-3	2008-1	2008-2	2008-3	2010-1	2010-2	2010-3
Within the past 30 days	1	3	5	0	8	0	0	4	0	0
More than 30 days ago but within the past 12 months	2	4	0	0	2	0	0	2	0	0
More than 12 months ago but within the past 3 years	3	3	1	0	4	0	0	7	0	0
More than 3 years ago	4	44	37	0	42	0	0	47	0	0
Don't know	8	0	1	0	1	0	0	2	0	0
No answer	9	17	10	0	21	0	0	25	0	0
Not applicable (Punch 2, IAP on EVIDU)	0	1929	1946	2000	1945	2023	2023	1957	2044	2044

275. Have you ever, even once, used “crack” cocaine in chunk or rock form?

[VAR: EVCRACK]

<u>RESPONSE</u>	<u>PUNCH</u>	<u>YEAR</u>								
		<u>2006-1</u>	<u>2006-2</u>	<u>2006-3</u>	<u>2008-1</u>	<u>2008-2</u>	<u>2008-3</u>	<u>2010-1</u>	<u>2010-2</u>	<u>2010-3</u>
Yes	1	113	90	0	112	0	0	115	0	0
No	2	1491	1313	0	1662	0	0	1708	0	0
Don't know	8	1	6	0	3	0	0	1	0	0
No answer	9	12	9	0	14	0	0	16	0	0
Not applicable (Did not do SAQ)	0	383	582	2000	232	2023	2023	204	2044	2044

A. How long has it been since you last used “crack” cocaine in chunk or rock form?

[VAR: CRACK30]

<u>RESPONSE</u>	<u>PUNCH</u>	<u>YEAR</u>								
		<u>2006-1</u>	<u>2006-2</u>	<u>2006-3</u>	<u>2008-1</u>	<u>2008-2</u>	<u>2008-3</u>	<u>2010-1</u>	<u>2010-2</u>	<u>2010-3</u>
Within the past 30 days	1	7	6	0	6	0	0	6	0	0
More than 30 days ago but within the past 12 months	2	14	7	0	4	0	0	7	0	0
More than 12 months ago but within the past 3 years	3	17	12	0	10	0	0	20	0	0
More than 3 years ago	4	74	64	0	92	0	0	82	0	0
Don't know	8	1	0	0	0	0	0	0	0	0
No answer	9	12	10	0	12	0	0	16	0	0
Not applicable (Punch 2, IAP on EVCRACK)	0	1875	1901	2000	1899	2023	2023	1913	2044	2044

276. Have you ever been tested for HIV? Do not count tests you may have had as part of a blood donation. Include oral tests (where they take a swab from your mouth).

[VAR: HIVTEST]

<u>RESPONSE</u>	<u>PUNCH</u>	<u>YEAR</u>								
		<u>2006-1</u>	<u>2006-2</u>	<u>2006-3</u>	<u>2008-1</u>	<u>2008-2</u>	<u>2008-3</u>	<u>2010-1</u>	<u>2010-2</u>	<u>2010-3</u>
Yes	1	633	571	0	713	0	0	726	0	0
No	2	970	817	0	1038	0	0	1087	0	0
Don't know	8	6	21	0	17	0	0	11	0	0
Refused to answer	9	8	9	0	15	0	0	18	0	0
Not applicable (Did not do SAQ)	0	383	582	2000	240	2023	2023	202	2044	2044

A. Not including blood donations, in what month and year was your last HIV test?

[VAR: HIVTEST1]

<u>RESPONSE</u>	<u>PUNCH</u>	<u>YEAR</u>								
		<u>2006-1</u>	<u>2006-2</u>	<u>2006-3</u>	<u>2008-1</u>	<u>2008-2</u>	<u>2008-3</u>	<u>2010-1</u>	<u>2010-2</u>	<u>2010-3</u>
1980-84	1980-1984	6	4	0	3	0	0	6	0	0
1985-89	1985-1989	20	17	0	21	0	0	20	0	0
1990-94	1990-1994	56	45	0	37	0	0	45	0	0
1995-99	1995-1999	96	64	0	80	0	0	61	0	0
2000-04	2000-2004	202	120	0	150	0	0	103	0	0
2005-09	2005-2009	208	276	0	373	0	0	434	0	0
2010-present	2010-2014	0	0	0	0	0	0	0	0	0
Don't know	999898	22	36	0	41	0	0	44	0	0
Refused to answer	999999	31	18	0	23	0	0	30	0	0
Not applicable (Punch 2, IAP on HIVTEST)	0	1359	1420	2000	1295	2023	2023	1301	2044	2044

REMARKS: The numbers are collapsed for convenience of display.

B. Where did you have your last HIV test – at a private doctor or HMO office, at a counselling and testing site, at a hospital, at a clinic, in a jail or prison, at home, or somewhere else?

[VAR: HIVTEST2]

<u>RESPONSE</u>	<u>PUNCH</u>	<u>YEAR</u>								
		<u>2006-1</u>	<u>2006-2</u>	<u>2006-3</u>	<u>2008-1</u>	<u>2008-2</u>	<u>2008-3</u>	<u>2010-1</u>	<u>2010-2</u>	<u>2010-3</u>
Private doctor or HMO office	1	301	271	0	325	0	0	342	0	0
Counselling and testing site	2	31	32	0	41	0	0	46	0	0
Hospital	3	105	94	0	103	0	0	108	0	0
Clinic	4	127	125	0	162	0	0	149	0	0
Jail or Prison	5	14	3	0	13	0	0	18	0	0
Home	6	17	10	0	14	0	0	17	0	0
Somewhere else	7	29	32	0	50	0	0	38	0	0
Don't know	8	4	1	0	3	0	0	2	0	0
Refused to answer	9	13	12	0	17	0	0	24	0	0
Not applicable (Punch 2, IAP on HIVTEST)	0	1359	1420	2000	1295	2023	2023	1300	2044	2044

277. Which of the following best describes you?

[VAR: SEXORNT]

RESPONSE

	<u>PUNCH</u>	<u>YEAR</u>								
		<u>2006-1</u>	<u>2006-2</u>	<u>2006-3</u>	<u>2008-1</u>	<u>2008-2</u>	<u>2008-3</u>	<u>2010-1</u>	<u>2010-2</u>	<u>2010-3</u>
Gay, lesbian, or homosexual	1	0	27	0	33	0	29	27	26	25
Bisexual	2	0	20	0	27	0	20	31	24	23
Heterosexual or straight	3	0	1358	0	1699	0	1132	1749	1351	1206
Don't know	8	0	7	0	7	0	5	9	7	1
Refused to answer	9	0	17	0	21	0	0	26	0	0
Not applicable (Did not do SAQ)	0	2000	571	2000	236	2023	837	202	636	789

REMARKS: PARTNERS-SEXORNT were self-administered. In 1988 on form 1, the questions were preceded by "Now we would like to ask you some additional questions. Your answers are confidential and will be used only for statistical reports." Form 2 said, "There is a great deal of concern today about the AIDS epidemic and how to deal with it. Because of the grave nature of this problem, we are going to ask you some personal questions and we need your frank and honest responses. Your answers are confidential and will be used only for statistical reports." Since 1989 the "AIDS" introduction was used on all cases. Also in 1989 SEXFREQ1 appeared first on the card on Form 2, immediately prior to MATESEX. On Form 1 PARTOPN5 appeared immediately following PARTOPEN. In 1990 MATESEX was asked on form 1 and SEXSEX was asked on form 2. In 1991 PARTNERS was asked on form 1 and SEXFREQ2 on form 2. In 1991 NUMMEN was asked on form 1 and NUMWOMEN on form 2. People who did not do this supplement are coded as IAP. See Appendix T, GSS Methodological Reports Nos. 56 and 65.

**Topical Module: Board's Panel
(PAYENVIR-VETFAMNW)**

278. How willing would you be to pay much higher prices in order to protect the environment? Would you say...

[VAR: PAYENVIR]

<u>RESPONSE</u>	<u>PUNCH</u>	<u>YEAR</u>								
		<u>2006-1</u>	<u>2006-2</u>	<u>2006-3</u>	<u>2008-1</u>	<u>2008-2</u>	<u>2008-3</u>	<u>2010-1</u>	<u>2010-2</u>	<u>2010-3</u>
Very willing	1	0	232	107	0	0	0	0	0	0
Fairly willing	2	0	697	559	0	0	0	0	0	0
Neither willing nor unwilling	3	0	295	317	0	0	0	0	0	0
Not very willing	4	0	172	165	0	0	0	0	0	0
Not willing at all	5	0	117	115	0	0	0	0	0	0
Don't know	8	0	18	12	0	0	0	0	0	0
No answer	9	0	5	1	0	0	0	0	0	0
Not applicable	0	2000	464	724	2023	2023	2023	2044	2044	2044

279. In the long run, do you think that people who are immigrating to the United States today will make American society better, will make American society worse, or do you think that today's immigrants won't affect American society one way or another?

[VAR: IMMAFFUS]

<u>RESPONSE</u>	<u>PUNCH</u>	<u>YEAR</u>								
		<u>2006-1</u>	<u>2006-2</u>	<u>2006-3</u>	<u>2008-1</u>	<u>2008-2</u>	<u>2008-3</u>	<u>2010-1</u>	<u>2010-2</u>	<u>2010-3</u>
Better	1	0	375	277	0	0	0	0	0	0
Worse	2	0	538	498	0	0	0	0	0	0
Won't affect American society one way or another	3	0	532	413	0	0	0	0	0	0
Don't know	8	0	82	82	0	0	0	0	0	0
No answer	9	0	9	6	0	0	0	0	0	0
Not applicable	0	2000	464	724	2023	2023	2023	2044	2044	2044

280. When the U.S. government is deciding which immigrants to admit to this country...

[VAR: IMMAFMJB]

<u>RESPONSE</u>	<u>PUNCH</u>	<u>YEAR</u>								
		<u>2006-1</u>	<u>2006-2</u>	<u>2006-3</u>	<u>2008-1</u>	<u>2008-2</u>	<u>2008-3</u>	<u>2010-1</u>	<u>2010-2</u>	<u>2010-3</u>
Should priority be given to people who have family members living in the United States	1	0	572	0	0	0	0	0	0	0
Should priority be given to people based on education, job skills, and experience	2	0	766	0	0	0	0	0	0	0
Don't know	8	0	177	0	0	0	0	0	0	0
No answer	9	0	20	0	0	0	0	0	0	0
Not applicable	0	2000	465	2000	2023	2023	2023	2044	2044	2044

281. How concerned are you about the possibility there will be more major terrorist attacks in the United States? Is that something that worries you a great deal, somewhat, not too much or not at all?

[VAR: CONTERRR]

<u>RESPONSE</u>	<u>PUNCH</u>	<u>YEAR</u>								
		<u>2006-1</u>	<u>2006-2</u>	<u>2006-3</u>	<u>2008-1</u>	<u>2008-2</u>	<u>2008-3</u>	<u>2010-1</u>	<u>2010-2</u>	<u>2010-3</u>
A great deal	1	0	324	297	0	0	0	0	0	0
Somewhat	2	0	692	625	0	0	0	0	0	0
Not too much	3	0	359	281	0	0	0	0	0	0
Not at all	4	0	142	70	0	0	0	0	0	0
Don't know	8	0	13	3	0	0	0	0	0	0
No answer	9	0	6	0	0	0	0	0	0	0
Not applicable	0	2000	464	724	2023	2023	2023	2044	2044	2044

282. Now, I'm going to ask you about various events and conditions that happen to people. I'm interested in those that happened to you during the last 12 months, that is since (CURRENT MONTH) (2007/2009/2011). As I ask you about the specific events, please think carefully, so I can record things accurately. Did any of the following happen to you since (CURRENT MONTH), (2007/2009/2011)?

A. Were you a patient in a hospital, sanatorium, convalescent or nursing home (apart from having a baby)?

[VAR: HLTH10]

<u>RESPONSE</u>	<u>PUNCH</u>	<u>YEAR</u>								
		<u>2006-1</u>	<u>2006-2</u>	<u>2006-3</u>	<u>2008-1</u>	<u>2008-2</u>	<u>2008-3</u>	<u>2010-1</u>	<u>2010-2</u>	<u>2010-3</u>
Yes	1	0	334	295	0	408	339	0	0	0
No	2	0	1192	978	0	1161	952	0	0	0
Don't know	8	0	3	2	0	2	0	0	0	0
No answer	9	0	7	1	0	6	4	0	0	0
Not applicable	0	2000	464	724	2023	446	728	2044	2044	2044

B. Did you lack health insurance coverage (For example, Medicare, Medicaid, Blue Cross, an HMO, etc.)?

[VAR: HRDSHP6]

<u>RESPONSE</u>	<u>PUNCH</u>	<u>YEAR</u>								
		<u>2006-1</u>	<u>2006-2</u>	<u>2006-3</u>	<u>2008-1</u>	<u>2008-2</u>	<u>2008-3</u>	<u>2010-1</u>	<u>2010-2</u>	<u>2010-3</u>
Yes	1	0	309	259	0	340	245	0	0	0
No	2	0	1215	1016	0	1228	1046	0	0	0
Don't know	8	0	3	1	0	2	0	0	0	0
No answer	9	0	9	0	0	7	4	0	0	0
Not applicable	0	2000	464	724	2023	446	728	2044	2044	2044

C. Were you unable to work at your job or carry out your regular activities for one month or more because of illness or injury?

[VAR: HLTH11]

<u>RESPONSE</u>	<u>PUNCH</u>	<u>YEAR</u>								
		<u>2006-1</u>	<u>2006-2</u>	<u>2006-3</u>	<u>2008-1</u>	<u>2008-2</u>	<u>2008-3</u>	<u>2010-1</u>	<u>2010-2</u>	<u>2010-3</u>
Yes	1	0	222	218	0	282	231	0	0	0
No	2	0	1299	1055	0	1284	1058	0	0	0
Don't know	8	0	5	2	0	5	2	0	0	0
No answer	9	0	10	1	0	6	4	0	0	0
Not applicable	0	2000	464	724	2023	446	728	2044	2044	2044

D. Were you unemployed or looking for work for as long as a month?

[VAR: WORK10]

<u>RESPONSE</u>	<u>PUNCH</u>	<u>YEAR</u>								
		<u>2006-1</u>	<u>2006-2</u>	<u>2006-3</u>	<u>2008-1</u>	<u>2008-2</u>	<u>2008-3</u>	<u>2010-1</u>	<u>2010-2</u>	<u>2010-3</u>
Yes	1	0	199	251	0	347	247	0	0	0
No	2	0	1322	1025	0	1221	1044	0	0	0
Don't know	8	0	3	0	0	3	0	0	0	0
No answer	9	0	12	0	0	10	4	0	0	0
Not applicable	0	2000	464	724	2023	442	728	2044	2044	2044

E. Were you pressured to pay bills by stores, creditors, or bill collectors?

[VAR: FINAN4]

<u>RESPONSE</u>	<u>PUNCH</u>	<u>YEAR</u>								
		<u>2006-1</u>	<u>2006-2</u>	<u>2006-3</u>	<u>2008-1</u>	<u>2008-2</u>	<u>2008-3</u>	<u>2010-1</u>	<u>2010-2</u>	<u>2010-3</u>
Yes	1	0	329	332	0	414	316	0	0	0
No	2	0	1198	943	0	1153	974	0	0	0
Don't know	8	0	2	1	0	4	1	0	0	0
No answer	9	0	7	0	0	6	4	0	0	0
Not applicable	0	2000	464	724	2023	446	728	2044	2044	2044

F. Did you fall behind in paying your rent or mortgage?

[VAR: HRDSHP1]

<u>RESPONSE</u>	<u>PUNCH</u>	<u>YEAR</u>								
		<u>2006-1</u>	<u>2006-2</u>	<u>2006-3</u>	<u>2008-1</u>	<u>2008-2</u>	<u>2008-3</u>	<u>2010-1</u>	<u>2010-2</u>	<u>2010-3</u>
Yes	1	0	138	166	0	227	157	0	0	0
No	2	0	1385	1107	0	1340	1134	0	0	0
Don't know	8	0	4	2	0	5	0	0	0	0
No answer	9	0	9	1	0	5	4	0	0	0
Not applicable	0	2000	464	724	2023	446	728	2044	2044	2044

G. Arrested.

[VAR: LAW5]

<u>RESPONSE</u>	<u>PUNCH</u>	<u>YEAR</u>								
		<u>2006-1</u>	<u>2006-2</u>	<u>2006-3</u>	<u>2008-1</u>	<u>2008-2</u>	<u>2008-3</u>	<u>2010-1</u>	<u>2010-2</u>	<u>2010-3</u>
Yes	1	0	37	32	0	39	33	0	0	0
No	2	0	1490	1242	0	1531	1257	0	0	0
Don't know	8	0	2	0	0	1	0	0	0	0
No answer	9	0	7	2	0	6	5	0	0	0
Not applicable	0	2000	464	724	2023	446	728	2044	2044	2044

283. Where did you first meet your husband/wife?

[VAR: SPMEET]

<u>RESPONSE</u>	<u>PUNCH</u>	<u>YEAR</u>								
		<u>2006-1</u>	<u>2006-2</u>	<u>2006-3</u>	<u>2008-1</u>	<u>2008-2</u>	<u>2008-3</u>	<u>2010-1</u>	<u>2010-2</u>	<u>2010-3</u>
Work/work-related activity	1	0	0	127	0	0	0	0	0	0
School/school-related activity	2	0	0	144	0	0	0	0	0	0
Church/church activity	3	0	0	49	0	0	0	0	0	0
Personal ads/dating service (including internet dating service)	4	0	0	8	0	0	0	0	0	0
Online (but not through an internet dating service)	5	0	0	12	0	0	0	0	0	0
Vacation/business trip	6	0	0	9	0	0	0	0	0	0
Bar/night club/dance club	7	0	0	66	0	0	0	0	0	0
Social organization/health club/gym/volunteer service activity	8	0	0	33	0	0	0	0	0	0
Other	9	0	0	234	0	0	0	0	0	0
Don't know	98	0	0	0	0	0	0	0	0	0
No answer	99	0	0	5	0	0	0	0	0	0
Not applicable (Punch 2, 3, 5, 9 in MARITAL)	0	2000	2000	1313	2023	2023	2023	2044	2044	2044

284. Who first introduced you to your husband/wife?

[VAR: SPINTRO]

<u>RESPONSE</u>	<u>PUNCH</u>	<u>YEAR</u>								
		<u>2006-1</u>	<u>2006-2</u>	<u>2006-3</u>	<u>2008-1</u>	<u>2008-2</u>	<u>2008-3</u>	<u>2010-1</u>	<u>2010-2</u>	<u>2010-3</u>
Family	1	0	0	109	0	0	0	0	0	0
Co-workers	2	0	0	60	0	0	0	0	0	0
Classmates	3	0	0	47	0	0	0	0	0	0
Neighbors	4	0	0	17	0	0	0	0	0	0
Other mutual friends or acquaintances	5	0	0	176	0	0	0	0	0	0
Introduced self or partner introduced self	6	0	0	230	0	0	0	0	0	0
Other	7	0	0	41	0	0	0	0	0	0
Don't know	8	0	0	3	0	0	0	0	0	0
No answer	9	0	0	4	0	0	0	0	0	0
Not applicable (Punch 2, 3, 5, 9 in MARITAL)	0	2000	2000	1313	2023	2023	2023	2044	2044	2044

285. Do you think that being homosexual is something people choose to be or do you think it is something they cannot change?

[VAR: HOMOCHNG]

<u>RESPONSE</u>	<u>PUNCH</u>	<u>YEAR</u>								
		<u>2006-1</u>	<u>2006-2</u>	<u>2006-3</u>	<u>2008-1</u>	<u>2008-2</u>	<u>2008-3</u>	<u>2010-1</u>	<u>2010-2</u>	<u>2010-3</u>
Something people choose to be	1	0	0	0	0	583	0	0	0	0
Something they cannot change	2	0	0	0	0	798	0	0	0	0
Don't know	8	0	0	0	0	167	0	0	0	0
No answer	9	0	0	0	0	33	0	0	0	0
Not applicable	0	2000	2000	2000	2023	442	2023	2044	2044	2044

286. Have you ever been on active duty for military training or service for two consecutive months or more?

[VAR: VETYEAR1]

<u>RESPONSE</u>	<u>PUNCH</u>	<u>YEAR</u>								
		<u>2006-1</u>	<u>2006-2</u>	<u>2006-3</u>	<u>2008-1</u>	<u>2008-2</u>	<u>2008-3</u>	<u>2010-1</u>	<u>2010-2</u>	<u>2010-3</u>
Yes	1	0	0	0	0	186	0	0	0	0
No	2	0	0	0	0	1386	0	0	0	0
Don't know	8	0	0	0	0	1	0	0	0	0
No answer	9	0	0	0	0	8	0	0	0	0
Not applicable	0	2000	2000	2000	2023	442	2023	2044	2044	2044

A. What was your total time on active duty? (in YEARS)

[VAR: VETYEAR2]

<u>RESPONSE</u>	<u>PUNCH</u>	<u>YEAR</u>								
		<u>2006-1</u>	<u>2006-2</u>	<u>2006-3</u>	<u>2008-1</u>	<u>2008-2</u>	<u>2008-3</u>	<u>2010-1</u>	<u>2010-2</u>	<u>2010-3</u>
1-4	1-4	0	0	0	0	138	0	0	0	0
5-9	5-9	0	0	0	0	26	0	0	0	0
10-14	10-14	0	0	0	0	8	0	0	0	0
15-19	15-19	0	0	0	0	0	0	0	0	0
20-24	20-24	0	0	0	0	13	0	0	0	0
25-29	25-29	0	0	0	0	0	0	0	0	0
30-34	30-34	0	0	0	0	1	0	0	0	0
No answer	99	0	0	0	0	8	0	0	0	0
Not applicable	-1	2000	2000	2000	2023	1837	2023	2044	2044	2044

287. Have any other members of your immediate family--that is, your (spouse/parent/children/brothers or sisters)--ever served in the armed forces?

[VAR: VETFAM]

<u>RESPONSE</u>	<u>PUNCH</u>	<u>YEAR</u>								
		<u>2006-1</u>	<u>2006-2</u>	<u>2006-3</u>	<u>2008-1</u>	<u>2008-2</u>	<u>2008-3</u>	<u>2010-1</u>	<u>2010-2</u>	<u>2010-3</u>
Yes	1	0	0	0	0	834	0	0	833	0
No	2	0	0	0	0	739	0	0	715	0
Don't know	8	0	0	0	0	4	0	0	2	0
No answer	9	0	0	0	0	4	0	0	1	0
Not applicable	0	2000	2000	2000	2023	442	2023	2044	493	2044

A. Are any other members of your immediate family serving in the armed forces now?

[VAR: VETFAMNW]

<u>RESPONSE</u>	<u>PUNCH</u>	<u>YEAR</u>								
		<u>2006-1</u>	<u>2006-2</u>	<u>2006-3</u>	<u>2008-1</u>	<u>2008-2</u>	<u>2008-3</u>	<u>2010-1</u>	<u>2010-2</u>	<u>2010-3</u>
Yes	1	0	0	0	0	108	0	0	0	0
No	2	0	0	0	0	689	0	0	0	0
Don't know	8	0	0	0	0	1	0	0	0	0
No answer	9	0	0	0	0	40	0	0	0	0
Not applicable	0	2000	2000	2000	2023	1185	2023	2044	2044	2044

REMARKS: Only respondents who said "Yes" to VETFAM were asked VETFAMNW.

**Topical Module: (Self-Administered) SEXUAL ORIENTATION
(SEXSEX18-OTHKIDS)**

288. Since the age of 18, have your sex partners been:

[VAR: SEXSEX18]

<u>RESPONSE</u>	<u>PUNCH</u>	<u>YEAR</u>								
		<u>2006-1</u>	<u>2006-2</u>	<u>2006-3</u>	<u>2008-1</u>	<u>2008-2</u>	<u>2008-3</u>	<u>2010-1</u>	<u>2010-2</u>	<u>2010-3</u>
Only men	1	0	760	0	890	0	616	0	736	0
Some women, but mostly men	2	0	41	0	36	0	28	0	36	0
Equally men and women	3	0	1	0	7	0	2	0	5	0
Some men, but mostly women	4	0	14	0	13	0	12	0	12	0
Only women	5	0	536	0	754	0	504	0	574	0
I have not had any sex partners	6	0	25	0	31	0	26	0	44	0
Don't know	8	0	6	0	3	0	2	0	4	0
No answer	9	0	45	0	50	0	14	0	25	0
Not applicable	0	2000	572	2000	239	2023	819	2044	608	2044

REMARKS: This module was given to all respondents who also completed the High Risk Behaviors module, as it relies on SEXORNT.

289. At about what age were you when you first told someone that you had sex with someone of the same sex?

[VAR: TOLDSMSX]

<u>RESPONSE</u>	<u>PUNCH</u>	<u>YEAR</u>								
		<u>2006-1</u>	<u>2006-2</u>	<u>2006-3</u>	<u>2008-1</u>	<u>2008-2</u>	<u>2008-3</u>	<u>2010-1</u>	<u>2010-2</u>	<u>2010-3</u>
Under age 14	1	0	3	0	7	0	0	0	0	0
Age 14-18	2	0	15	0	14	0	0	0	0	0
Age 18-25	3	0	28	0	26	0	0	0	0	0
Age 26-35	4	0	13	0	12	0	0	0	0	0
Age 36-45	5	0	6	0	2	0	0	0	0	0
Age 46-55	6	0	0	0	3	0	0	0	0	0
Age 56-65	7	0	0	0	0	0	0	0	0	0
Age 66 or older	8	0	0	0	0	0	0	0	0	0
I have never told anyone	9	0	12	0	8	0	0	0	0	0
Don't know	98	0	0	0	0	0	0	0	0	0
No answer	99	0	1	0	0	0	0	0	0	0
Not applicable	0	2000	1922	2000	1951	2023	2023	2044	2044	2044

REMARKS: TOLDSMSX was only asked of men who had at least one male partner or women who had at least one female partner.

290. At about what age were you first sexually attracted to someone of the same sex?

[VAR: ATTRACTD]

<u>RESPONSE</u>	<u>PUNCH</u>	<u>YEAR</u>								
		<u>2006-1</u>	<u>2006-2</u>	<u>2006-3</u>	<u>2008-1</u>	<u>2008-2</u>	<u>2008-3</u>	<u>2010-1</u>	<u>2010-2</u>	<u>2010-3</u>
Under age 14	1	0	27	0	30	0	0	0	0	0
Age 14-18	2	0	22	0	23	0	0	0	0	0
Age 18-25	3	0	14	0	13	0	0	0	0	0
Age 26-35	4	0	9	0	3	0	0	0	0	0
Age 36-45	5	0	1	0	1	0	0	0	0	0
Age 46-55	6	0	0	0	4	0	0	0	0	0
Age 56-65	7	0	0	0	0	0	0	0	0	0
Age 66 or older	8	0	0	0	0	0	0	0	0	0
I have never been sexually attracted to someone of the same sex	9	0	15	0	20	0	0	0	0	0
Don't know	98	0	6	0	4	0	0	0	0	0
No answer	99	0	46	0	46	0	0	0	0	0
Not applicable	0	2000	1860	2000	1879	2023	2023	2044	2044	2044

REMARKS: ATTRACTD was not asked of men who gave Punch 3 for SEXORNT & Punches 5 or 6 for SEXSEX18. ATTRACTD was not asked of women who gave Punch 3 for SEXORNT & Punches 1 or 6 for SEXSEX18.

291. At about what age were you when you first told someone that you were (gay[IF MALE]/lesbian[IF FEMALE]/bisexual)?

[VAR: TOLDSXOR]

<u>RESPONSE</u>	<u>PUNCH</u>	<u>YEAR</u>								
		<u>2006-1</u>	<u>2006-2</u>	<u>2006-3</u>	<u>2008-1</u>	<u>2008-2</u>	<u>2008-3</u>	<u>2010-1</u>	<u>2010-2</u>	<u>2010-3</u>
Under age 14	1	0	1	0	3	0	0	0	0	0
Age 14-18	2	0	11	0	10	0	0	0	0	0
Age 18-25	3	0	20	0	20	0	0	0	0	0
Age 26-35	4	0	7	0	10	0	0	0	0	0
Age 36-45	5	0	3	0	3	0	0	0	0	0
Age 46-55	6	0	0	0	0	0	0	0	0	0
Age 56-65	7	0	0	0	3	0	0	0	0	0
Age 66 or older	8	0	0	0	0	0	0	0	0	0
I have never told anyone	9	0	3	0	9	0	0	0	0	0
Don't know	98	0	0	0	0	0	0	0	0	0
No answer	99	0	26	0	23	0	0	0	0	0
Not applicable	0	2000	1929	2000	1942	2023	2023	2044	2044	2044

REMARKS: TOLDSXOR was only asked of those who responded to ATTRACTD.

292. Which of the following best describes your current relationship situation?

[VAR: RELGENDR]

<u>RESPONSE</u>	<u>PUNCH</u>	<u>YEAR</u>								
		<u>2006-1</u>	<u>2006-2</u>	<u>2006-3</u>	<u>2008-1</u>	<u>2008-2</u>	<u>2008-3</u>	<u>2010-1</u>	<u>2010-2</u>	<u>2010-3</u>
I am in a steady relationship with a woman and we live together	1	0	22	0	25	0	0	0	0	0
I am in a steady relationship with a man and we live together	2	0	28	0	24	0	0	0	0	0
I am in a steady relationship with a woman and we do not live together	3	0	5	0	5	0	0	0	0	0
I am in a steady relationship with a man and we do not live together	4	0	11	0	9	0	0	0	0	0
I am not in a steady relationship right now	5	0	33	0	38	0	0	0	0	0
Don't know	8	0	5	0	5	0	0	0	0	0
No answer	9	0	36	0	38	0	0	0	0	0
Not applicable	0	2000	1860	2000	1879	2023	2023	2044	2044	2044

REMARKS: RELGENDR was not asked of men who gave Punch 3 for SEXORNT & Punches 5 or 6 for SEXSEX18. RELGENDR was not asked of women who gave Punch 3 for SEXORNT & Punches 1 or 6 for SEXSEX18.

293. What is your current legal marital status?

[VAR: MARUNION]

<u>RESPONSE</u>	<u>PUNCH</u>	<u>YEAR</u>								
		<u>2006-1</u>	<u>2006-2</u>	<u>2006-3</u>	<u>2008-1</u>	<u>2008-2</u>	<u>2008-3</u>	<u>2010-1</u>	<u>2010-2</u>	<u>2010-3</u>
Legally married	1	0	27	0	32	0	0	0	0	0
In a civil union or registered domestic partnership	2	0	3	0	8	0	0	0	0	0
Separated	3	0	4	0	6	0	0	0	0	0
Not currently married or in a civil union or registered domestic partnership	4	0	67	0	65	0	0	0	0	0
Don't know	8	0	4	0	2	0	0	0	0	0
No answer	9	0	36	0	31	0	0	0	0	0
Not applicable	0	2000	1859	2000	1879	2023	2023	2044	2044	2044

REMARKS: MARUNION was not asked of men who gave Punch 3 for SEXORNT & Punches 5 or 6 for SEXSEX18. MARUNION was not asked of women who gave Punch 3 for SEXORNT & Punches 1 or 6 for SEXSEX18.

294. What is the sex of your (spouse/civil union partner/domestic partner)?

[VAR: SEXUNION]

<u>RESPONSE</u>	<u>PUNCH</u>	<u>YEAR</u>								
		<u>2006-1</u>	<u>2006-2</u>	<u>2006-3</u>	<u>2008-1</u>	<u>2008-2</u>	<u>2008-3</u>	<u>2010-1</u>	<u>2010-2</u>	<u>2010-3</u>
Male	1	0	18	0	25	0	0	0	0	0
Female	2	0	16	0	19	0	0	0	0	0
Don't know	8	0	0	0	1	0	0	0	0	0
No answer	9	0	36	0	32	0	0	0	0	0
Not applicable	0	2000	1930	2000	1946	2023	2023	2044	2044	2044

REMARKS: SEXUNION was only asked of respondents who gave punch 1-3 in MARUNION.

295. Have you ever given birth to or fathered a child?

[VAR: EVKID]

<u>RESPONSE</u>	<u>PUNCH</u>	<u>YEAR</u>								
		<u>2006-1</u>	<u>2006-2</u>	<u>2006-3</u>	<u>2008-1</u>	<u>2008-2</u>	<u>2008-3</u>	<u>2010-1</u>	<u>2010-2</u>	<u>2010-3</u>
Male	1	0	56	0	52	0	0	0	0	0
Female	2	0	50	0	64	0	0	0	0	0
Don't know	8	0	3	0	1	0	0	0	0	0
No answer	9	0	31	0	27	0	0	0	0	0
Not applicable	0	2000	1860	2000	1879	2023	2023	2044	2044	2044

REMARKS: EVKID was not asked of men who gave Punch 3 for SEXORNT & Punches 5 or 6 for SEXSEX18. EVKID was not asked of women who gave Punch 3 for SEXORNT & Punches 1 or 6 for SEXSEX18.

296. Have you ever legally adopted a child?

[VAR: ADOPTKID]

<u>RESPONSE</u>	<u>PUNCH</u>	<u>YEAR</u>								
		<u>2006-1</u>	<u>2006-2</u>	<u>2006-3</u>	<u>2008-1</u>	<u>2008-2</u>	<u>2008-3</u>	<u>2010-1</u>	<u>2010-2</u>	<u>2010-3</u>
Yes	1	0	3	0	3	0	0	0	0	0
No	2	0	103	0	114	0	0	0	0	0
Don't know	8	0	3	0	2	0	0	0	0	0
No answer	9	0	31	0	25	0	0	0	0	0
Not applicable	0	2000	1860	2000	1879	2023	2023	2044	2044	2044

REMARKS: ADOPTKID was not asked of men who gave Punch 3 for SEXORNT & Punches 5 or 6 for SEXSEX18. ADOPTKID was not asked of women who gave Punch 3 for SEXORNT & Punches 1 or 6 for SEXSEX18.

297. Have any children who at the time were under age 18 ever lived with you under your care and responsibility?

[VAR: KIDLIVED]

<u>RESPONSE</u>	<u>PUNCH</u>	<u>YEAR</u>								
		<u>2006-1</u>	<u>2006-2</u>	<u>2006-3</u>	<u>2008-1</u>	<u>2008-2</u>	<u>2008-3</u>	<u>2010-1</u>	<u>2010-2</u>	<u>2010-3</u>
Yes	1	0	12	0	8	0	0	0	0	0
No	2	0	37	0	54	0	0	0	0	0
Don't know	8	0	3	0	1	0	0	0	0	0
No answer	9	0	31	0	27	0	0	0	0	0
Not applicable	0	2000	1917	2000	1933	2023	2023	2044	2044	2044

REMARKS: KIDLIVED was only asked of those who gave Punch 2 on EVKID and ADOPTKID.

298. Are you currently the legally responsible biological or adoptive parent of a child under age 18?

[VAR: KIDRESP]

<u>RESPONSE</u>	<u>PUNCH</u>	<u>YEAR</u>								
		<u>2006-1</u>	<u>2006-2</u>	<u>2006-3</u>	<u>2008-1</u>	<u>2008-2</u>	<u>2008-3</u>	<u>2010-1</u>	<u>2010-2</u>	<u>2010-3</u>
Yes	1	0	24	0	24	0	0	0	0	0
No	2	0	32	0	28	0	0	0	0	0
Don't know	8	0	0	0	0	0	0	0	0	0
No answer	9	0	35	0	29	0	0	0	0	0
Not applicable	0	2000	1909	2000	1942	2023	2023	2044	2044	2044

REMARKS: KIDRESP was only asked of those who gave Punch 1 on EVKID or Punch 1 on ADOPTKID.

299. Are your biological or adopted children under age 18 living with you now at least some of the time?

[VAR: KIDNOW1]

<u>RESPONSE</u>	<u>PUNCH</u>	<u>YEAR</u>								
		<u>2006-1</u>	<u>2006-2</u>	<u>2006-3</u>	<u>2008-1</u>	<u>2008-2</u>	<u>2008-3</u>	<u>2010-1</u>	<u>2010-2</u>	<u>2010-3</u>
Yes, all of them live with me at least some of the time	1	0	22	0	19	0	0	0	0	0
Some live with me at least some of the time	2	0	1	0	2	0	0	0	0	0
None live with me	3	0	1	0	3	0	0	0	0	0
Don't know	8	0	0	0		0	0	0	0	0
No answer	9	0	67	0	57	0	0	0	0	0
Not applicable	0	2000	1909	2000	1942	2023	2023	2044	2044	2044

REMARKS: KIDNOW1 was only asked of those who answered KIDRESP.

300. Right now are you living in a household where any children under 18 are living with you at least some of the time and are under your care and responsibility?

[VAR: KIDNOW2]

<u>RESPONSE</u>	<u>PUNCH</u>	<u>YEAR</u>								
		<u>2006-1</u>	<u>2006-2</u>	<u>2006-3</u>	<u>2008-1</u>	<u>2008-2</u>	<u>2008-3</u>	<u>2010-1</u>	<u>2010-2</u>	<u>2010-3</u>
Yes	1	0	2	0	8	0	0	0	0	0
No	2	0	12	0	34	0	0	0	0	0
Don't know	8	0	3	0	2	0	0	0	0	0
No answer	9	0	33	0	26	0	0	0	0	0
Not applicable	0	2000	1950	2000	1953	2023	2023	2044	2044	2044

REMARKS: KIDNOW2 was only asked of those who answered KIDRESP.

301. Some people are very open about their sexual orientation while others are not. About how many of your coworkers know that you (are gay[IF MALE]/are lesbian[IF FEMALE]/are bisexual[ON SEXORNT]/have sex with men[IF MALE]/have sex with women[IF FEMALE]):?

[VAR: TOLDWORK]

<u>RESPONSE</u>	<u>PUNCH</u>	<u>YEAR</u>								
		<u>2006-1</u>	<u>2006-2</u>	<u>2006-3</u>	<u>2008-1</u>	<u>2008-2</u>	<u>2008-3</u>	<u>2010-1</u>	<u>2010-2</u>	<u>2010-3</u>
All of my coworkers	1	0	13	0	12	0	12	0	12	0
More than half	2	0	2	0	4	0	5	0	6	0
About half	3	0	2	0	4	0	1	0	2	0
Less than half	4	0	9	0	15	0	13	0	8	0
None of them	5	0	30	0	22	0	18	0	30	0
Don't know	8	0	6	0	2	0	0	0	1	0
No answer	9	0	23	0	36	0	1	0	1	0
Not applicable	0	2000	1915	2000	1928	2023	1973	2044	1984	2044

REMARKS: Text on TOLDWORK is based on both SEXORNT and SEXSEX18, distinguishing between self-identification as homosexual and homosexual sex. TOLDWORK is only asked of those with WRKSTAT 1-3.

302. Have you ever in your life been denied a job or been fired from a job because an employer believed you were gay, lesbian, or bisexual?

[VAR: EVLOSEJB]

<u>RESPONSE</u>	<u>PUNCH</u>	<u>YEAR</u>								
		<u>2006-1</u>	<u>2006-2</u>	<u>2006-3</u>	<u>2008-1</u>	<u>2008-2</u>	<u>2008-3</u>	<u>2010-1</u>	<u>2010-2</u>	<u>2010-3</u>
Yes	1	0	5	0	11	0	2	0	10	0
No	2	0	96	0	96	0	77	0	89	0
Don't know	8	0	4	0	5	0	0	0	0	0
No answer	9	0	35	0	32	0	22	0	34	0
Not applicable	0	2000	1860	2000	1879	2023	1922	2044	1911	2044

302. In the last five years, have you been denied a job or been fired from a job because an employer believed you were gay, lesbian, or bisexual?

[VAR: LOSEJOB5]

<u>RESPONSE</u>	<u>PUNCH</u>	<u>YEAR</u>								
		<u>2006-1</u>	<u>2006-2</u>	<u>2006-3</u>	<u>2008-1</u>	<u>2008-2</u>	<u>2008-3</u>	<u>2010-1</u>	<u>2010-2</u>	<u>2010-3</u>
Yes	1	0	0	0	5	0	2	0	4	0
No	2	0	4	0	5	0	1	0	5	0
Not employed in last 5 years	3	0	3	0	1	0	0	0	1	0
Don't know	8	0	3	0	0	0	0	0	0	0
No answer	9	0	38	0	32	0	22	0	34	0
Not applicable	0	2000	1952	2000	1980	2023	1998	2044	2000	2044

304. Have you ever in your life been denied a promotion or received a negative job evaluation because an employer believed you were gay, lesbian, or bisexual?

[VAR: EVNEGJOB]

<u>RESPONSE</u>	<u>PUNCH</u>	<u>YEAR</u>								
		<u>2006-1</u>	<u>2006-2</u>	<u>2006-3</u>	<u>2008-1</u>	<u>2008-2</u>	<u>2008-3</u>	<u>2010-1</u>	<u>2010-2</u>	<u>2010-3</u>
Yes	1	0	7	0	4	0	3	0	9	0
No	2	0	94	0	106	0	76	0	90	0
Don't know	8	0	3	0	4	0	0	0	0	0
No answer	9	0	36	0	30	0	22	0	34	0
Not applicable	0	2000	1860	2000	1879	2023	1922	2044	1911	2044

REMARKS: EVNEGJOB is not asked of those who gave Punch 3 on LOSEJOB5.

305. In the last five years, have you been denied a promotion or received a negative job evaluation because an employer believed you were gay, lesbian, or bisexual?

[VAR: NEGJOB5]

<u>RESPONSE</u>	<u>PUNCH</u>	<u>YEAR</u>								
		<u>2006-1</u>	<u>2006-2</u>	<u>2006-3</u>	<u>2008-1</u>	<u>2008-2</u>	<u>2008-3</u>	<u>2010-1</u>	<u>2010-2</u>	<u>2010-3</u>
Yes	1	0	1	0	3	0	1	0	4	0
No	2	0	0	0	1	0	1	0	4	0
Not employed in last 5 years	3	0	0	0	0	0	2	0	3	0
Don't know	8	0	3	0	0	0	0	0	1	0
No answer	9	0	36	0	30	0	23	0	35	0
Not applicable	0	2000	1960	2000	1989	2023	1996	2044	1997	2044

REMARKS: NEGJOB5 was not asked of those who gave Punch 3 on LOSEJOB5.

306. Have you ever in your life been harassed verbally or in writing on the job by a co-worker, supervisor, or boss because you were believed to be gay, lesbian, or bisexual?

[VAR: EVHARJB]

<u>RESPONSE</u>	<u>PUNCH</u>	<u>YEAR</u>								
		<u>2006-1</u>	<u>2006-2</u>	<u>2006-3</u>	<u>2008-1</u>	<u>2008-2</u>	<u>2008-3</u>	<u>2010-1</u>	<u>2010-2</u>	<u>2010-3</u>
Yes	1	0	15	0	20	0	16	0	16	0
No	2	0	86	0	87	0	63	0	83	0
Don't know	8	0	2	0	5	0	0	0	0	0
No answer	9	0	37	0	32	0	22	0	34	0
Not applicable	0	2000	1860	2000	1879	2023	1922	2044	1911	2044

307. In the last five years, have you been harassed verbally or in writing on the job by a co-worker, supervisor, or boss because you were believed to be gay, lesbian, or bisexual?

[VAR: HARJOB5]

<u>RESPONSE</u>	<u>PUNCH</u>	<u>YEAR</u>								
		<u>2006-1</u>	<u>2006-2</u>	<u>2006-3</u>	<u>2008-1</u>	<u>2008-2</u>	<u>2008-3</u>	<u>2010-1</u>	<u>2010-2</u>	<u>2010-3</u>
Yes	1	0	6	0	14	0	5	0	8	0
No	2	0	12	0	4	0	9	0	7	0
Not employed in last 5 years	3	0	7	0	1	0	2	0	2	0
Don't know	8	0	0	0	0	0	0	0	0	0
No answer	9	0	29	0	33	0	22	0	34	0
Not applicable	0	2000	1946	2000	1971	2023	1985	2044	1993	2044

REMARKS: HARJOB5 was not asked of those who gave Punch 2, 9, or 0 on EVHARJB.

308. Have you ever in your life been prevented from buying or moving into a house or apartment or been forced to move because a landlord or realtor believed you were gay, lesbian, or bisexual?

[VAR: EVDWELL]

<u>RESPONSE</u>	<u>PUNCH</u>	<u>YEAR</u>								
		<u>2006-1</u>	<u>2006-2</u>	<u>2006-3</u>	<u>2008-1</u>	<u>2008-2</u>	<u>2008-3</u>	<u>2010-1</u>	<u>2010-2</u>	<u>2010-3</u>
Yes	1	0	3	0	2	0	4	0	5	0
No	2	0	99	0	113	0	75	0	94	0
Don't know	8	0	2	0	3	0	0	0	0	0
No answer	9	0	36	0	26	0	22	0	34	0
Not applicable	0	2000	1860	2000	1879	2023	1922	2044	1911	2044

309. In the last five years, have you been forced to move or prevented from buying or moving into a house or apartment because a landlord or realtor believed you were gay, lesbian, or bisexual?

[VAR: DWELL5]

<u>RESPONSE</u>	<u>PUNCH</u>	<u>YEAR</u>								
		<u>2006-1</u>	<u>2006-2</u>	<u>2006-3</u>	<u>2008-1</u>	<u>2008-2</u>	<u>2008-3</u>	<u>2010-1</u>	<u>2010-2</u>	<u>2010-3</u>
Yes	1	0	1	0	1	0	0	0	3	0
No	2	0	1	0	1	0	4	0	3	0
Don't know	8	0	2	0	0	0	0	0	0	0
No answer	9	0	36	0	26	0	22	0	34	0
Not applicable	0	2000	1960	2000	1995	2023	1997	2044	2004	2044

REMARKS: DWELL5 was not asked of those who gave Punch 2, 9, or 0 on EVDWELL.

310. Does your current employer offer health care insurance to you as an employee?

[VAR: EMPHLTH1]

<u>RESPONSE</u>	<u>PUNCH</u>	<u>YEAR</u>								
		<u>2006-1</u>	<u>2006-2</u>	<u>2006-3</u>	<u>2008-1</u>	<u>2008-2</u>	<u>2008-3</u>	<u>2010-1</u>	<u>2010-2</u>	<u>2010-3</u>
Yes	1	0	49	0	54	0	0	0	0	0
No	2	0	19	0	16	0	0	0	0	0
Don't know	8	0	0	0	1	0	0	0	0	0
No answer	9	0	18	0	24	0	0	0	0	0
Not applicable	0	2000	1914	2000	1928	2023	2023	2044	2044	2044

REMARKS: EMPHLTH1 is only asked of those with punches 1-3 on WRKSTAT.

311. Which of the following statements best describes your employer's coverage:

[VAR: EMPHLTH2]

<u>RESPONSE</u>	<u>PUNCH</u>	<u>YEAR</u>								
		<u>2006-1</u>	<u>2006-2</u>	<u>2006-3</u>	<u>2008-1</u>	<u>2008-2</u>	<u>2008-3</u>	<u>2010-1</u>	<u>2010-2</u>	<u>2010-3</u>
Only individual employees are covered	1	0	12	0	14	0	0	0	0	0
Employees and their spouses are covered but domestic partners are not covered	2	0	22	0	27	0	0	0	0	0
Employees and their spouses are covered and domestic partners are covered	3	0	13	0	8	0	0	0	0	0
Don't know	8	0	0	0	3	0	0	0	0	0
No answer	9	0	20	0	26	0	0	0	0	0
Not applicable	0	2000	1933	2000	1945	2023	2023	2044	2044	2044

REMARKS: EMPHLTH1 is only asked of those who gave Punches 1 or 8 to EMPHLTH1.

312. Do you currently have health insurance coverage?

[VAR: HLTHCOVR]

<u>RESPONSE</u>	<u>PUNCH</u>	<u>YEAR</u>								
		<u>2006-1</u>	<u>2006-2</u>	<u>2006-3</u>	<u>2008-1</u>	<u>2008-2</u>	<u>2008-3</u>	<u>2010-1</u>	<u>2010-2</u>	<u>2010-3</u>
Yes	1	0	92	0	90	0	0	0	0	0
No	2	0	16	0	29	0	0	0	0	0
Don't know	8	0	2	0	1	0	0	0	0	0
No answer	9	0	30	0	24	0	0	0	0	0
Not applicable	0	2000	1860	2000	1879	2023	2023	2044	2044	2044

313. What is the source of your health insurance?

[VAR: HLTHTYPE]

<u>RESPONSE</u>	<u>PUNCH</u>	<u>YEAR</u>								
		<u>2006-1</u>	<u>2006-2</u>	<u>2006-3</u>	<u>2008-1</u>	<u>2008-2</u>	<u>2008-3</u>	<u>2010-1</u>	<u>2010-2</u>	<u>2010-3</u>
My employer	1	0	41	0	46	0	0	0	0	0
Employer of my spouse/partner	2	0	13	0	10	0	0	0	0	0
Employer of someone else in my family	3	0	0	0	2	0	0	0	0	0
MEDICAID	4	0	9	0	7	0	0	0	0	0
MEDICARE	5	0	13	0	16	0	0	0	0	0
Individual plan from private insurer not related to current or past employment	6	0	3	0	7	0	0	0	0	0
Other	7	0	10	0	4	0	0	0	0	0
Don't know	8	0	1	0		0	0	0	0	0
No answer	9	0	32	0	24	0	0	0	0	0
Not applicable	0	2000	1878	2000	1907	2023	2023	2044	2044	2044

REMARKS: EMPHLTH1 is only asked of those who gave Punches 1 or 8 to HLTHCOVR.

314. Are the following people in your family covered by your current insurance plan?

A. My spouse or partner

[VAR: SPPART]

<u>RESPONSE</u>	<u>PUNCH</u>	<u>YEAR</u>								
		<u>2006-1</u>	<u>2006-2</u>	<u>2006-3</u>	<u>2008-1</u>	<u>2008-2</u>	<u>2008-3</u>	<u>2010-1</u>	<u>2010-2</u>	<u>2010-3</u>
Yes	1	0	29	0	26	0	0	0	0	0
No	2	0	31	0	27	0	0	0	0	0
Not applicable	3	0	37	0	39	0	0	0	0	0
Don't know	8	0	1	0	0	0	0	0	0	0
No answer	9	0	38	0	43	0	0	0	0	0
Not applicable	0	2000	1864	2000	1888	2023	2023	2044	2044	2044

B. Children for whom I am a biological or adoptive parent.

[VAR: MYKIDS]

<u>RESPONSE</u>	<u>PUNCH</u>	<u>YEAR</u>								
		<u>2006-1</u>	<u>2006-2</u>	<u>2006-3</u>	<u>2008-1</u>	<u>2008-2</u>	<u>2008-3</u>	<u>2010-1</u>	<u>2010-2</u>	<u>2010-3</u>
Yes	1	0	23	0	18	0	0	0	0	0
No	2	0	20	0	20	0	0	0	0	0
Not applicable	3	0	56	0	54	0	0	0	0	0
Don't know	8	0	1	0	0	0	0	0	0	0
No answer	9	0	36	0	43	0	0	0	0	0
Not applicable	0	2000	1864	2000	1888	2023	2023	2044	2044	2044

C. Children for whom I am not a biological or adoptive parent.

[VAR: OTHKIDS]

<u>RESPONSE</u>	<u>PUNCH</u>	<u>YEAR</u>								
		<u>2006-1</u>	<u>2006-2</u>	<u>2006-3</u>	<u>2008-1</u>	<u>2008-2</u>	<u>2008-3</u>	<u>2010-1</u>	<u>2010-2</u>	<u>2010-3</u>
Yes	1	0	3	0	7	0	0	0	0	0
No	2	0	28	0	22	0	0	0	0	0
Not applicable	3	0	67	0	62	0	0	0	0	0
Don't know	8	0	1	0	1	0	0	0	0	0
No answer	9	0	37	0	43	0	0	0	0	0
Not applicable	0	2000	1864	2000	1888	2023	2023	2044	2044	2044

**The 2000 Topical Module: Multi-Ethnic United States
(OTHLANG-SPKLANGW)**

315. A. Can you speak a language other than English [Spanish]?

[VAR: OTHLANG]

<u>RESPONSE</u>	<u>PUNCH</u>	<u>YEAR</u>								
		<u>2006-1</u>	<u>2006-2</u>	<u>2006-3</u>	<u>2008-1</u>	<u>2008-2</u>	<u>2008-3</u>	<u>2010-1</u>	<u>2010-2</u>	<u>2010-3</u>
Yes	1	448	0	0	555	0	0	536	0	0
No (GO TO PARLANG)	2	1428	0	0	1468	0	0	1508	0	0
Don't know	8	0	0	0	0	0	0	0	0	0
No answer	9	2	0	0	0	0	0	0	0	0
Not applicable	0	122	2000	2000	0	2023	2023	0	2044	2044

REMARKS: For those interviewed in Spanish, they were asked if they spoke a language other than Spanish.

B. What other language(s) do you speak? First response.

[VAR: OTHLANG1]

<u>RESPONSE</u>	<u>PUNCH</u>	<u>YEAR</u>								
		<u>2006-1</u>	<u>2006-2</u>	<u>2006-3</u>	<u>2008-1</u>	<u>2008-2</u>	<u>2008-3</u>	<u>2010-1</u>	<u>2010-2</u>	<u>2010-3</u>
English	1	1	0	0	29	0	0	28	0	0
Spanish	2	230	0	0	275	0	0	266	0	0
Polish	3	7	0	0	3	0	0	4	0	0
French	4	53	0	0	63	0	0	50	0	0
Hebrew	5	5	0	0	10	0	0	6	0	0
Russian	6	7	0	0	6	0	0	9	0	0
Tagalog/Filipino	7	6	0	0	7	0	0	6	0	0
Chinese	8	12	0	0	11	0	0	15	0	0
Urdu	9	1	0	0	4	0	0	1	0	0
Italian	10	8	0	0	18	0	0	16	0	0
Romanian	11	2	0	0	5	0	0	4	0	0
German	12	31	0	0	37	0	0	48	0	0
Ukrainian	15	2	0	0	0	0	0	1	0	0
Turkish	17	1	0	0	1	0	0	1	0	0
Khmer	18	0	0	0	0	0	0	1	0	0
Korean	19	6	0	0	5	0	0	3	0	0
Malayam	21	2	0	0	0	0	0	0	0	0
Arabic	22	5	0	0	4	0	0	5	0	0

[VAR: OTHLANG1] (CONTINUED)

<u>RESPONSE</u>	<u>PUNCH</u>	<u>YEAR</u>								
		<u>2006-1</u>	<u>2006-2</u>	<u>2006-3</u>	<u>2008-1</u>	<u>2008-2</u>	<u>2008-3</u>	<u>2010-1</u>	<u>2010-2</u>	<u>2010-3</u>
Farsi/Persian	23	1	0	0	1	0	0	4	0	0
Serbian	24	0	0	0	0	0	0	1	0	0
Lithuanian	25	0	0	0	2	0	0	1	0	0
Gujarati	28	1	0	0	0	0	0	0	0	0
Slovak	31	3	0	0	1	0	0	0	0	0
Japanese	32	10	0	0	4	0	0	12	0	0
Portuguese	33	7	0	0	7	0	0	6	0	0
Yiddish	35	3	0	0	1	0	0	0	0	0
Creole	36	1	0	0	3	0	0	5	0	0
Vietnamese	37	2	0	0	6	0	0	4	0	0
Norwegian	38	2	0	0	2	0	0	0	0	0
Malaysian	39	0	0	0	2	0	0	0	0	0
Latin	40	2	0	0	0	0	0	2	0	0
Czech	41	1	0	0	1	0	0	0	0	0
Hindi	42	8	0	0	8	0	0	6	0	0
Swedish	44	1	0	0	0	0	0	0	0	0
Sign language	46	1	0	0	9	0	0	5	0	0
Armenian	48	0	0	0	0	0	0	1	0	0
Ibo	49	0	0	0	0	0	0	1	0	0
Dutch	50	3	0	0	1	0	0	2	0	0
Cherokee	51	0	0	0	1	0	0	0	0	0
Yoruba	53	0	0	0	1	0	0	0	0	0
Greek	54	3	0	0	4	0	0	5	0	0
Lakota	55	1	0	0	1	0	0	0	0	0
African	56	0	0	0	2	0	0	1	0	0
Ilokand	58	0	0	0	1	0	0	0	0	0
Danish	60	0	0	0	0	0	0	1	0	0
Laotian	61	1	0	0	1	0	0	0	0	0
Finnish	62	0	0	0	0	0	0	2	0	0
Amharic	64	1	0	0	0	0	0	1	0	0
Bengali	65	1	0	0	0	0	0	0	0	0
Oriya	66	1	0	0	0	0	0	0	0	0
Hawaiian	67	1	0	0	4	0	0	4	0	0
Swahili	71	2	0	0	0	0	0	0	0	0
Telugu	72	2	0	0	0	0	0	1	0	0
Bulgarian	74	1	0	0	1	0	0	0	0	0
Romani/Gypsy/Tigan	82	1	0	0	0	0	0	0	0	0
Belgian	84	1	0	0	1	0	0	0	0	0

[VAR: OTHLANG1] (CONTINUED)

<u>RESPONSE</u>	<u>PUNCH</u>	<u>YEAR</u>								
		<u>2006-1</u>	<u>2006-2</u>	<u>2006-3</u>	<u>2008-1</u>	<u>2008-2</u>	<u>2008-3</u>	<u>2010-1</u>	<u>2010-2</u>	<u>2010-3</u>
Mandingo/Mandinka	85	1	0	0	0	0	0	0	0	0
Other Native American Language	88	1	0	0	0	0	0	0	0	0
Krio	90	1	0	0	0	0	0	0	0	0
Unspecified Asian Indian Language	91	0	0	0	3	0	0	0	0	0
Macedonian	93	0	0	0	1	0	0	0	0	0
Patois	94	0	0	0	1	0	0	2	0	0
Tamil	99	6	0	0	1	0	0	1	0	0
Akan	100	0	0	0	0	0	0	1	0	0
Ethiopian	101	0	0	0	0	0	0	1	0	0
Georgian	102	0	0	0	0	0	0	1	0	0
Yugoslavian	103	0	0	0	0	0	0	1	0	0
No answer	999	0	0	0	4	0	0	0	0	0
Not applicable (Punch 2 on OTHLANG)	0	1550	2000	2000	1470	2023	2023	1508	2044	2044

REMARKS: English was an allowable code for those interviewed in Spanish, see OTHLANG.

C. What other language(s) do you speak? Second response.

[VAR: OTHLANG2]

<u>RESPONSE</u>	<u>PUNCH</u>	<u>YEAR</u>								
		<u>2006-1</u>	<u>2006-2</u>	<u>2006-3</u>	<u>2008-1</u>	<u>2008-2</u>	<u>2008-3</u>	<u>2010-1</u>	<u>2010-2</u>	<u>2010-3</u>
English	1	2	0	0	1	0	0	5	0	0
Spanish	2	37	0	0	34	0	0	32	0	0
Polish	3	0	0	0	1	0	0	2	0	0
French	4	18	0	0	30	0	0	22	0	0
Hebrew	5	0	0	0	1	0	0	0	0	0
Russian	6	2	0	0	5	0	0	5	0	0
Tagalog/Filipino	7	1	0	0	5	0	0	0	0	0
Chinese	8	1	0	0	5	0	0	3	0	0
Italian	10	7	0	0	9	0	0	7	0	0
German	12	12	0	0	12	0	0	12	0	0
Ukrainian	15	0	0	0	0	0	0	2	0	0
Hungarian	16	0	0	0	1	0	0	0	0	0
Turkish	17	0	0	0	0	0	0	1	0	0
Korean	19	0	0	0	1	0	0	0	0	0
Arabic	22	2	0	0	4	0	0	1	0	0
Farsi/Persian	23	1	0	0	1	0	0	2	0	0
Serbian	24	0	0	0	1	0	0	1	0	0

[VAR: OTHLANG2] (CONTINUED)

<u>RESPONSE</u>	<u>PUNCH</u>	<u>YEAR</u>								
		<u>2006-1</u>	<u>2006-2</u>	<u>2006-3</u>	<u>2008-1</u>	<u>2008-2</u>	<u>2008-3</u>	<u>2010-1</u>	<u>2010-2</u>	<u>2010-3</u>
Thai	27	1	0	0	0	0	0	0	0	0
Gujarati	28	0	0	0	1	0	0	1	0	0
Japanese	32	5	0	0	6	0	0	3	0	0
Portuguese	33	0	0	0	4	0	0	3	0	0
Yiddish	35	1	0	0	1	0	0	0	0	0
Vietnamese	37	1	0	0	0	0	0	1	0	0
Latin	40	1	0	0	0	0	0	0	0	0
Czech	41	0	0	0	2	0	0	0	0	0
Hindi	42	3	0	0	5	0	0	1	0	0
Swedish	44	1	0	0	0	0	0	1	0	0
Sign language	46	4	0	0	3	0	0	9	0	0
Armenian	48	0	0	0	0	0	0	2	0	0
Dutch	50	0	0	0	0	0	0	2	0	0
Cherokee	51	1	0	0	0	0	0	0	0	0
Samoan	52	0	0	0	0	0	0	1	0	0
Greek	54	1	0	0	1	0	0	0	0	0
African	56	0	0	0	2	0	0	1	0	0
Danish	60	0	0	0	0	0	0	1	0	0
Bengali	65	0	0	0	1	0	0	1	0	0
Hawaiian	67	0	0	0	0	0	0	1	0	0
Hmong	69	0	0	0	0	0	0	1	0	0
Indonesian	70	1	0	0	1	0	0	0	0	0
Telugu	72	3	0	0	0	0	0	1	0	0
Kannada	73	2	0	0	0	0	0	0	0	0
Bulgarian	74	0	0	0	1	0	0	0	0	0
Bosnian	76	1	0	0	0	0	0	0	0	0
Punjabi	77	2	0	0	0	0	0	1	0	0
Basque	79	0	0	0	1	0	0	1	0	0
Bikol/Bicolano	80	1	0	0	0	0	0	0	0	0
Slovenian	83	1	0	0	0	0	0	0	0	0
Jamaican	86	1	0	0	0	0	0	0	0	0
Tigrigna	89	0	0	0	0	0	0	1	0	0
Krio	90	1	0	0	0	0	0	0	0	0
Cebuano	92	1	0	0	0	0	0	0	0	0
Patois	94	0	0	0	0	0	0	1	0	0
Pangasinan	95	0	0	0	1	0	0	0	0	0
Ilocano	96	0	0	0	1	0	0	0	0	0
Marathi	97	0	0	0	1	0	0	1	0	0
Kashmiri / Cashmiri	98	1	0	0	3	0	0	0	0	0

[VAR: OTHLANG2] (CONTINUED)

<u>RESPONSE</u>	<u>PUNCH</u>	<u>YEAR</u>								
		<u>2006-1</u>	<u>2006-2</u>	<u>2006-3</u>	<u>2008-1</u>	<u>2008-2</u>	<u>2008-3</u>	<u>2010-1</u>	<u>2010-2</u>	<u>2010-3</u>
Tamil	99	2	0	0	0	0	0	0	0	0
Irish	104	0	0	0	0	0	0	1	0	0
Catalan	105	0	0	0	0	0	0	2	0	0
Mixtec	106	0	0	0	0	0	0	1	0	0
Garifuna	107	0	0	0	0	0	0	1	0	0
Fang	108	0	0	0	0	0	0	1	0	0
Don't know	998	0	0	0	0	0	0	1	0	0
No answer	999	0	0	0	2	0	0	3	0	0
Not applicable (Punch 2 on OTHLANG)	0	1881	2000	2000	1875	2023	2023	1904	2044	2044

D. Which language do you speak more fluently?

[VAR: BETRLANG]

<u>RESPONSE</u>	<u>PUNCH</u>	<u>YEAR</u>								
		<u>2006-1</u>	<u>2006-2</u>	<u>2006-3</u>	<u>2008-1</u>	<u>2008-2</u>	<u>2008-3</u>	<u>2010-1</u>	<u>2010-2</u>	<u>2010-3</u>
First language mentioned	1	423	0	0	515	0	0	500	0	0
Second language mentioned	2	25	0	0	32	0	0	33	0	0
Don't Know	8	0	0	0	5	0	0	3	0	0
No answer	9	2	0	0	0	0	0	0	0	0
Not applicable	0	1550	2000	2000	1471	2023	2023	1508	2044	2044

REMARKS: BETRLANG was only asked of respondents who gave valid answers to OTHLANG1 and OTHLANG2.

E1. How well do you speak that language? [IF SPEAKS 2 OR MORE, ASK ONLY OF THE MOST FLUENT LANGUAGE] READ CATEGORIES

[VAR: SPKLANG]

<u>RESPONSE</u>	<u>PUNCH</u>	<u>YEAR</u>								
		<u>2006-1</u>	<u>2006-2</u>	<u>2006-3</u>	<u>2008-1</u>	<u>2008-2</u>	<u>2008-3</u>	<u>2010-1</u>	<u>2010-2</u>	<u>2010-3</u>
Very well	1	177	0	0	214	0	0	206	0	0
Well	2	80	0	0	110	0	0	129	0	0
Not well	3	138	0	0	160	0	0	141	0	0
Poorly/Hardly at all	4	53	0	0	63	0	0	57	0	0
Don't know	8	0	0	0	0	0	0	0	0	0
No answer	9	2	0	0	6	0	0	3	0	0
Not applicable	0	1550	2000	2000	1470	2023	2023	1508	2044	2044

REMARKS: SPKLANG was not asked of those who gave Punch 2 on OTHLANG

E2. How well do you speak that language?

FI INSTRUCTION: IF SPEAKS 2 OR MORE, ASK ONLY OF THE MOST FLUENT LANGUAGE

[VAR: SPKLANGW]

<u>RESPONSE</u>	<u>PUNCH</u>	<u>YEAR</u>								
		<u>2006-1</u>	<u>2006-2</u>	<u>2006-3</u>	<u>2008-1</u>	<u>2008-2</u>	<u>2008-3</u>	<u>2010-1</u>	<u>2010-2</u>	<u>2010-3</u>
Very Well	1	28	0	0	0	0	0	0	0	0
Well	2	23	0	0	0	0	0	0	0	0
Not well	3	42	0	0	0	0	0	0	0	0
Poor/Hardly at all	4	28	0	0	0	0	0	0	0	0
Don't Know	8	4	0	0	0	0	0	0	0	0
No answer	9	3	0	0	0	0	0	0	0	0
Not applicable	0	1872	2000	2000	2023	2023	2023	2044	2044	2044

REMARKS: SPKLANGW was only asked of those who spoke 2 languages.

316. Is that a language you first learned as a child at home, in school, or is it one that you learned elsewhere?

[VAR: GETLANG]

<u>RESPONSE</u>	<u>PUNCH</u>	<u>YEAR</u>								
		<u>2006-1</u>	<u>2006-2</u>	<u>2006-3</u>	<u>2008-1</u>	<u>2008-2</u>	<u>2008-3</u>	<u>2010-1</u>	<u>2010-2</u>	<u>2010-3</u>
Childhood Home	1	221	0	0	0	0	0	0	0	0
School	2	156	0	0	0	0	0	0	0	0
Elsewhere	3	71	0	0	0	0	0	0	0	0
Don't know	8	0	0	0	0	0	0	0	0	0
No answer	9	2	0	0	0	0	0	0	0	0
Not applicable	0	1550	2000	2000	2023	2023	2023	2044	2044	2044

REMARKS: SPKLANG was not asked of those who gave Punch 2 on OTHLANG

317. Do you speak [LANGUAGE MENTIONED IN OTHLANG1] at home?

[VAR: OTHHOME]

<u>RESPONSE</u>	<u>PUNCH</u>	<u>YEAR</u>								
		<u>2006-1</u>	<u>2006-2</u>	<u>2006-3</u>	<u>2008-1</u>	<u>2008-2</u>	<u>2008-3</u>	<u>2010-1</u>	<u>2010-2</u>	<u>2010-3</u>
Yes	1	167	0	0	0	0	0	0	0	0
No	2	281	0	0	0	0	0	0	0	0
Don't Know	8	0	0	0	0	0	0	0	0	0
No answer	9	2	0	0	0	0	0	0	0	0
Not applicable	0	1550	2000	2000	2023	2023	2023	2044	2044	2044

REMARKS: SPKLANG was not asked of those who gave Punch 2 on OTHLANG

**Topical Module: JEWISH IDENTITY
(SPJOTH16-KD6JWOTH)**

318. Was your (husband/wife) raised Jewish?

[VAR: SPJOTH16]

<u>RESPONSE</u>	<u>PUNCH</u>	<u>YEAR</u>								
		<u>2006-1</u>	<u>2006-2</u>	<u>2006-3</u>	<u>2008-1</u>	<u>2008-2</u>	<u>2008-3</u>	<u>2010-1</u>	<u>2010-2</u>	<u>2010-3</u>
Yes	1	0	0	0	1	0	0	0	3	0
Half/Part	2	0	0	0	2	0	0	0	0	0
No	3	0	1	0	0	0	0	0	3	0
Don't know	8	0	0	0	0	0	0	0	0	0
No answer	9	0	0	0	0	0	0	0	0	0
Not applicable	0	2000	1999	2000	2020	2023	2023	2044	2038	2044

REMARKS: SPJOTH16 was asked of all respondents who gave punch 3 in RELIG or punches 1-3 in OTHJEW, and whose spouse gave punches 4 or 8 in SPRELI

319. What was your mother's religious preference when you were growing up? Was it Protestant, Catholic, Jewish, some other religion, or no religion?

IF R HAD NO MOTHER OR WASN'T RAISED BY THEIR MOTHER CODE 'DON'T KNOW.' IF R IS UNSURE WHO TO REPORT ABOUT (E.G. BIOLOGICAL PARENT, ADOPTED PARENT, STEP PARENT) TO REPORT ON THE PERSON WHO MAINLY RAISED AS A MOTHER.

[VAR: MARELIG]

<u>RESPONSE</u>	<u>PUNCH</u>	<u>YEAR</u>								
		<u>2006-1</u>	<u>2006-2</u>	<u>2006-3</u>	<u>2008-1</u>	<u>2008-2</u>	<u>2008-3</u>	<u>2010-1</u>	<u>2010-2</u>	<u>2010-3</u>
Protestant	1	0	2	0	10	0	0	0	6	0
Catholic	2	0	2	0	0	0	0	0	3	0
Jewish	3	0	21	0	38	0	0	0	28	0
None	4	0	5	0	5	0	0	0	1	0
Other	5	0	2	0	0	0	0	0	2	0
Don't know	8	0	0	0	1	0	0	0	0	0
No answer	9	0	1	0	0	0	0	0	0	0
Not applicable	0	2000	1967	2000	1969	2023	2023	2044	2004	2044

REMARKS: MARELIG was asked of respondents who gave Punches 1-3 or 5 on FAMILY16.

320. Was your mother Jewish in any way when you were growing up?

[VAR: MAJWOTH]

<u>RESPONSE</u>	<u>PUNCH</u>	<u>YEAR</u>								
		<u>2006-1</u>	<u>2006-2</u>	<u>2006-3</u>	<u>2008-1</u>	<u>2008-2</u>	<u>2008-3</u>	<u>2010-1</u>	<u>2010-2</u>	<u>2010-3</u>
Yes	1	0	4	0	0	0	0	0	1	0
Half/Part	2	0	1	0	2	0	0	0	0	0
No	3	0	0	0	3	0	0	0	0	0
Don't know	8	0	0	0	0	0	0	0	0	0
No answer	9	0	0	0	0	0	0	0	0	0
Not applicable	0	2000	1995	2000	2018	2023	2023	2044	2043	2044

REMARKS: MAJWOTH was asked of respondents who gave Punch 5 on MARELIG.

A. Was she Orthodox, Conservative, Reform, or none of these?

[VAR: MAJEW]

<u>RESPONSE</u>	<u>PUNCH</u>	<u>YEAR</u>								
		<u>2006-1</u>	<u>2006-2</u>	<u>2006-3</u>	<u>2008-1</u>	<u>2008-2</u>	<u>2008-3</u>	<u>2010-1</u>	<u>2010-2</u>	<u>2010-3</u>
Orthodox	1	0	7	0	7	0	0	0	7	0
Conservative	2	0	7	0	14	0	0	0	6	0
Reform	3	0	6	0	12	0	0	0	11	0
None of these	4	0	6	0	6	0	0	0	5	0
Don't know	8	0	0	0	1	0	0	0	0	0
No answer	9	0	0	0	0	0	0	0	0	0
Not applicable	0	2000	1974	2000	1983	2023	2023	2044	2015	2044

REMARKS: MAJEW was asked of respondents who gave Punch 3 on MARELIG.

321. What was your father's religious preference when you were growing up? Was it Protestant, Catholic, Jewish, some other religion, or no religion?

IF R HAD NO FATHER OR WASN'T RAISED BY THEIR MOTHER CODE 'DON'T KNOW.' IF R IS UNSURE WHO TO REPORT ABOUT (E.G. BIOLOGICAL PARENT, ADOPTED PARENT, STEP PARENT) TO REPORT ON THE PERSON WHO MAINLY RAISED AS A FATHER.

[VAR: PARELIG]

<u>RESPONSE</u>	<u>PUNCH</u>	<u>YEAR</u>								
		<u>2006-1</u>	<u>2006-2</u>	<u>2006-3</u>	<u>2008-1</u>	<u>2008-2</u>	<u>2008-3</u>	<u>2010-1</u>	<u>2010-2</u>	<u>2010-3</u>
Protestant	1	0	2	0	5	0	0	0	5	0
Catholic	2	0	0	0	2	0	0	0	3	0
Jewish	3	0	22	0	40	0	0	0	26	0
None	4	0	5	0	5	0	0	0	5	0
Other	5	0	2	0	0	0	0	0	1	0
Don't know	8	0	1	0	0	0	0	0	0	0
No answer	9	0	1	0	2	0	0	0	0	0
Not applicable	0	2000	1967	2000	1969	2023	2023	2044	2004	2044

REMARKS: PARELIG was asked of respondents who gave Punches 1-4 on FAMILY16.

322. Was your father Jewish in any way when you were growing up?

[VAR: PAJWOTH]

<u>RESPONSE</u>	<u>PUNCH</u>	<u>YEAR</u>								
		<u>2006-1</u>	<u>2006-2</u>	<u>2006-3</u>	<u>2008-1</u>	<u>2008-2</u>	<u>2008-3</u>	<u>2010-1</u>	<u>2010-2</u>	<u>2010-3</u>
Yes	1	0	3	0	1	0	0	0	1	0
Half/Part	2	0	1	0	4	0	0	0	4	0
No	3	0	1	0	0	0	0	0	0	0
Don't know	8	0	0	0	0	0	0	0	0	0
No answer	9	0	0	0	0	0	0	0	0	0
Not applicable	0	2000	1995	2000	2018	2023	2023	2044	2039	2044

REMARKS: PAJWOTH was asked of respondents who gave Punch 5 on PARELIG.

A. Was he Orthodox, Conservative, Reform, or none of these?

[VAR: PAJEW]

<u>RESPONSE</u>	<u>PUNCH</u>	<u>YEAR</u>								
		<u>2006-1</u>	<u>2006-2</u>	<u>2006-3</u>	<u>2008-1</u>	<u>2008-2</u>	<u>2008-3</u>	<u>2010-1</u>	<u>2010-2</u>	<u>2010-3</u>
Orthodox	1	0	8	0	8	0	0	0	5	0
Conservative	2	0	7	0	16	0	0	0	11	0
Reform	3	0	8	0	11	0	0	0	6	0
None of these	4	0	3	0	6	0	0	0	5	0
Don't know	8	0	0	0	0	0	0	0	0	0
No answer	9	0	0	0	0	0	0	0	0	0
Not applicable	0	2000	1974	2000	1982	2023	2023	2044	2017	2044

REMARKS: PAJEW was asked of respondents who gave Punch 3 on PARELIG.

323. Did you have a bar/bat mitzvah when you were a child?

[VAR: BMITZVAH]

<u>RESPONSE</u>	<u>PUNCH</u>	<u>YEAR</u>								
		<u>2006-1</u>	<u>2006-2</u>	<u>2006-3</u>	<u>2008-1</u>	<u>2008-2</u>	<u>2008-3</u>	<u>2010-1</u>	<u>2010-2</u>	<u>2010-3</u>
Yes	1	0	14	0	23	0	0	0	10	0
No	2	0	10	0	17	0	0	0	18	0
Don't know	8	0	1	0	0	0	0	0	0	0
No answer	9	0	0	0	0	0	0	0	0	0
Not applicable	0	2000	1975	2000	1983	2023	2023	2044	2016	2044

REMARKS: BMITZVAH was asked of respondents who gave Punch 3 on RELIG16.

324. [Do you/Does someone in your household] belong to a synagogue, temple, minyan, or high holiday congregation?

[VAR: SYNMEM]

<u>RESPONSE</u>	<u>PUNCH</u>	<u>YEAR</u>								
		<u>2006-1</u>	<u>2006-2</u>	<u>2006-3</u>	<u>2008-1</u>	<u>2008-2</u>	<u>2008-3</u>	<u>2010-1</u>	<u>2010-2</u>	<u>2010-3</u>
Yes	1	0	16	0	24	0	0	0	20	0
No	2	0	20	0	31	0	0	0	24	0
Don't know	8	0	0	0	0	0	0	0	0	0
No answer	9	0	0	0	0	0	0	0	0	0
Not applicable	0	2000	1964	2000	1968	2023	2023	2044	2000	2044

REMARKS: SYNMEM was only asked if RELIG=3, OTHJEW=1, OTHJEW=2, SPREL=3, SPOTHJEW=1 OR SPOTHJEW=2.

325. How many children age 0 to 17 live in this household?

[VAR: KIDNUM]

<u>RESPONSE</u>	<u>PUNCH</u>	<u>YEAR</u>								
		<u>2006-1</u>	<u>2006-2</u>	<u>2006-3</u>	<u>2008-1</u>	<u>2008-2</u>	<u>2008-3</u>	<u>2010-1</u>	<u>2010-2</u>	<u>2010-3</u>
0	0	0	0	0	0	0	0	0	0	0
1	1	0	0	0	0	0	0	0	7	0
2	2	0	0	0	0	0	0	0	3	0
3	3	0	0	0	0	0	0	0	1	0
4	4	0	0	0	0	0	0	0	2	0
Don't know	98	0	0	0	0	0	0	0	0	0
No answer	99	0	0	0	0	0	0	0	0	0
Not applicable	-1	2000	2000	2000	2023	2023	2023	2044	2031	2044

REMARKS: KIDNUM through KD6JWOTH (Qs 324-338) were only asked if RELIG=3, OTHJEW=1, OTHJEW=2, SPREL=3, SPOTHJEW=1 OR SPOTHJEW=2.

326. In what religion is (CHILD'S NAME) being raised? Is it Protestant, Catholic, Jewish, some other religion, or no religion?

[VAR: KD1RELIG]

<u>RESPONSE</u>	<u>PUNCH</u>	<u>YEAR</u>								
		<u>2006-1</u>	<u>2006-2</u>	<u>2006-3</u>	<u>2008-1</u>	<u>2008-2</u>	<u>2008-3</u>	<u>2010-1</u>	<u>2010-2</u>	<u>2010-3</u>
Protestant	1	0	257	0	352	0	0	0	0	0
Catholic	2	0	138	0	173	0	0	0	0	0
Jewish	3	0	9	0	14	0	0	0	10	0
None	4	0	95	0	153	0	0	0	2	0
Other (Specify Religion and/or Church Denom)	5	0	5	0	5	0	0	0	1	0
Buddhism	6	0	2	0	2	0	0	0	0	0
Hinduism	7	0	3	0	5	0	0	0	0	0
Other Eastern	8	0	4	0	4	0	0	0	0	0
Muslim/ Islam	9	0	8	0	9	0	0	0	0	0
Orthodox-Christian	10	0	1	0	1	0	0	0	0	0
Christian	11	0	32	0	35	0	0	0	0	0
Inter-/non-denominational	13	0	5	0	6	0	0	0	0	0
Don't Know	98	0	2	0	1	0	0	0	0	0
No answer	99	0	2	0	2	0	0	0	0	0
Not applicable	0	2000	1437	2000	1261	2023	2023	2044	2031	2044

327. In what religion is (CHILD'S NAME) being raised? Is it Protestant, Catholic, Jewish, some other religion, or no religion?

[VAR: KD2RELIG]

<u>RESPONSE</u>	<u>PUNCH</u>	<u>YEAR</u>								
		<u>2006-1</u>	<u>2006-2</u>	<u>2006-3</u>	<u>2008-1</u>	<u>2008-2</u>	<u>2008-3</u>	<u>2010-1</u>	<u>2010-2</u>	<u>2010-3</u>
Protestant	1	0	149	0	207	0	0	0	0	0
Catholic	2	0	80	0	114	0	0	0	0	0
Jewish	3	0	3	0	11	0	0	0	0	0
None	4	0	63	0	80	0	0	0	0	0
Other (Specify Religion and/or Church Denom)	5	0	1	0	5	0	0	0	0	0
Buddhism	6	0	0	0	3	0	0	0	0	0
Hinduism	7	0	1	0	1	0	0	0	0	0
Other Eastern	8	0	1	0	3	0	0	0	0	0
Muslim/ Islam	9	0	3	0	5	0	0	0	0	0
Orthodox-Christian	10	0	5	0	1	0	0	0	0	0
Christian	11	0	24	0	16	0	0	0	0	0
Inter-/non-denominational	13	0	3	0	5	0	0	0	0	0
Don't Know	98	0	1	0	1	0	0	0	0	0
No answer	99	0	0	0	1	0	0	0	0	0
Not applicable	0	2000	1666	2000	1570	2023	2023	2044	2044	2044

328. In what religion is (CHILD'S NAME) being raised? Is it Protestant, Catholic, Jewish, some other religion, or no religion?

[VAR: KD3RELIG]

<u>RESPONSE</u>	<u>PUNCH</u>	<u>YEAR</u>								
		<u>2006-1</u>	<u>2006-2</u>	<u>2006-3</u>	<u>2008-1</u>	<u>2008-2</u>	<u>2008-3</u>	<u>2010-1</u>	<u>2010-2</u>	<u>2010-3</u>
Protestant	1	0	54	0	92	0	0	0	0	0
Catholic	2	0	39	0	38	0	0	0	0	0
Jewish	3	0	3	0	5	0	0	0	3	0
None	4	0	19	0	27	0	0	0	0	0
Other (Specify Religion and/or Church Denom)	5	0	1	0	4	0	0	0	0	0
Buddhism	6	0	0	0	1	0	0	0	0	0
Hinduism	7	0	0	0	0	0	0	0	0	0
Other Eastern	8	0	1	0	1	0	0	0	0	0
Muslim/ Islam	9	0	2	0	1	0	0	0	0	0
Orthodox-Christian	10	0	0	0	1	0	0	0	0	0
Christian	11	0	12	0	6	0	0	0	0	0
Inter-/non-denominational	13	0	1	0	2	0	0	0	0	0
Don't Know	98	0	1	0	0	0	0	0	0	0
No answer	99	0	0	0	2	0	0	0	0	0
Not applicable	0	2000	1867	2000	1843	2023	2023	2044	2041	2044

329. In what religion is (CHILD'S NAME) being raised? Is it Protestant, Catholic, Jewish, some other religion, or no religion?

[VAR: KD4RELIG]

<u>RESPONSE</u>	<u>PUNCH</u>	<u>YEAR</u>								
		<u>2006-1</u>	<u>2006-2</u>	<u>2006-3</u>	<u>2008-1</u>	<u>2008-2</u>	<u>2008-3</u>	<u>2010-1</u>	<u>2010-2</u>	<u>2010-3</u>
Protestant	1	0	9	0	33	0	0	0	0	0
Catholic	2	0	14	0	13	0	0	0	0	0
Jewish	3	0	1	0	3	0	0	0	2	0
None	4	0	5	0	9	0	0	0	0	0
Other (Specify Religion and/or Church Denom)	5	0	1	0	0	0	0	0	0	0
Buddhism	6	0	0	0	1	0	0	0	0	0
Hinduism	7	0	0	0	0	0	0	0	0	0
Other Eastern	8	0	1	0	0	0	0	0	0	0
Muslim/ Islam	9	0	1	0	1	0	0	0	0	0
Orthodox-Christian	10	0	0	0	0	0	0	0	0	0
Christian	11	0	3	0	2	0	0	0	0	0
Inter-/non-denominational	13	0	0	0	0	0	0	0	0	0
Don't Know	98	0	1	0	0	0	0	0	0	0
No answer	99	0	0	0	1	0	0	0	0	0
Not applicable	0	2000	1964	2000	1960	2023	2023	2044	2042	2044

330. In what religion is (CHILD'S NAME) being raised? Is it Protestant, Catholic, Jewish, some other religion, or no religion?

[VAR: KD5RELIG]

<u>RESPONSE</u>	<u>PUNCH</u>	<u>YEAR</u>								
		<u>2006-1</u>	<u>2006-2</u>	<u>2006-3</u>	<u>2008-1</u>	<u>2008-2</u>	<u>2008-3</u>	<u>2010-1</u>	<u>2010-2</u>	<u>2010-3</u>
Protestant	1	0	5	0	7	0	0	0	0	0
Catholic	2	0	8	0	4	0	0	0	0	0
Jewish	3	0	1	0	2	0	0	0	0	0
None	4	0	3	0	1	0	0	0	0	0
Other (Specify Religion and/or Church Denom)	5	0	1	0	0	0	0	0	0	0
Buddhism	6	0	0	0	0	0	0	0	0	0
Hinduism	7	0	0	0	0	0	0	0	0	0
Other Eastern	8	0	0	0	0	0	0	0	0	0
Muslim/ Islam	9	0	0	0	0	0	0	0	0	0
Orthodox-Christian	10	0	0	0	0	0	0	0	0	0
Christian	11	0	1	0	1	0	0	0	0	0
Inter-/non-denominational	13	0	0	0	1	0	0	0	0	0
Don't Know	98	0	0	0	0	0	0	0	0	0
No answer	99	0	0	0	0	0	0	0	0	0
Not applicable	0	2000	1981	2000	2007	2023	2023	2044	2044	2044

331. In what religion is (CHILD'S NAME) being raised? Is it Protestant, Catholic, Jewish, some other religion, or no religion?

[VAR: KD6RELIG]

<u>RESPONSE</u>	<u>PUNCH</u>	<u>YEAR</u>								
		<u>2006-1</u>	<u>2006-2</u>	<u>2006-3</u>	<u>2008-1</u>	<u>2008-2</u>	<u>2008-3</u>	<u>2010-1</u>	<u>2010-2</u>	<u>2010-3</u>
Protestant	1	0	2	0	2	0	0	0	0	0
Catholic	2	0	1	0	0	0	0	0	0	0
Jewish	3	0	1	0	0	0	0	0	0	0
None	4	0	1	0	0	0	0	0	0	0
Other (Specify Religion and/or Church Denom)	5	0	0	0	0	0	0	0	0	0
Buddhism	6	0	0	0	0	0	0	0	0	0
Hinduism	7	0	0	0	0	0	0	0	0	0
Other Eastern	8	0	0	0	0	0	0	0	0	0
Muslim/ Islam	9	0	0	0	0	0	0	0	0	0
Orthodox-Christian	10	0	0	0	0	0	0	0	0	0
Christian	11	0	1	0	0	0	0	0	0	0
Inter-/non-denominational	13	0	0	0	1	0	0	0	0	0
Don't Know	98	0	0	0	0	0	0	0	0	0
No answer	99	0	0	0	0	0	0	0	0	0
Not applicable	0	2000	1994	2000	2020	2023	2023	2044	2044	2044

332. In what religion is (CHILD'S NAME) being raised? Is it Protestant, Catholic, Jewish, some other religion, or no religion?

[VAR: KD7RELIG]

<u>RESPONSE</u>	<u>PUNCH</u>	<u>YEAR</u>								
		<u>2006-1</u>	<u>2006-2</u>	<u>2006-3</u>	<u>2008-1</u>	<u>2008-2</u>	<u>2008-3</u>	<u>2010-1</u>	<u>2010-2</u>	<u>2010-3</u>
Protestant	1	0	0	0	0	0	0	0	0	0
Catholic	2	0	0	0	0	0	0	0	0	0
Jewish	3	0	1	0	0	0	0	0	0	0
None	4	0		0	0	0	0	0	0	0
Other (Specify Religion and/or Church Denom)	5	0	0	0	1	0	0	0	0	0
Buddhism	6	0	0	0	0	0	0	0	0	0
Hinduism	7	0	0	0	0	0	0	0	0	0
Other Eastern	8	0	0	0	0	0	0	0	0	0
Muslim/ Islam	9	0	0	0	0	0	0	0	0	0
Orthodox-Christian	10	0	0	0	0	0	0	0	0	0
Christian	11	0	0	0	0	0	0	0	0	0
Inter-/non-denominational	13	0	0	0	0	0	0	0	0	0
Don't Know	98	0	0	0	0	0	0	0	0	0
No answer	99	0	0	0	0	0	0	0	0	0
Not applicable	0	2000	1999	2000	2022	2023	2023	2044	2044	2044

333. In what religion is (CHILD'S NAME) being raised? Is it Protestant, Catholic, Jewish, some other religion, or no religion?

[VAR: KD8RELIG]

<u>RESPONSE</u>	<u>PUNCH</u>	<u>YEAR</u>								
		<u>2006-1</u>	<u>2006-2</u>	<u>2006-3</u>	<u>2008-1</u>	<u>2008-2</u>	<u>2008-3</u>	<u>2010-1</u>	<u>2010-2</u>	<u>2010-3</u>
Protestant	1	0	0	0	1	0	0	0	0	0
Catholic	2	0	0	0	0	0	0	0	0	0
Jewish	3	0	1	0	0	0	0	0	0	0
None	4	0		0	0	0	0	0	0	0
Other (Specify Religion and/or Church Denom)	5	0	0	0	0	0	0	0	0	0
Buddhism	6	0	0	0	0	0	0	0	0	0
Hinduism	7	0	0	0	0	0	0	0	0	0
Other Eastern	8	0	0	0	0	0	0	0	0	0
Muslim/ Islam	9	0	0	0	0	0	0	0	0	0
Orthodox-Christian	10	0	0	0	0	0	0	0	0	0
Christian	11	0	0	0	0	0	0	0	0	0
Inter-/non-denominational	13	0	0	0	0	0	0	0	0	0
Don't Know	98	0	0	0	0	0	0	0	0	0
No answer	99	0	0	0	0	0	0	0	0	0
Not applicable	0	2000	1999	2000	2022	2023	2023	2044	2044	2044

IF NO RELIGION:

334. Is (CHILD'S NAME) considered Jewish for any reason?

[VAR: KD1JWOTH]

<u>RESPONSE</u>	<u>PUNCH</u>	<u>YEAR</u>								
		<u>2006-1</u>	<u>2006-2</u>	<u>2006-3</u>	<u>2008-1</u>	<u>2008-2</u>	<u>2008-3</u>	<u>2010-1</u>	<u>2010-2</u>	<u>2010-3</u>
Yes	1	0	0	0	2	0	0	0	0	0
Half/part	2	0	2	0	3	0	0	0	1	0
No	3	0	96	0	152	0	0	0	1	0
Not applicable	0	2000	1902	2000	1866	2023	2023	2044	2042	2044

335. Is (CHILD'S NAME) considered Jewish for any reason?

[VAR: KD2JWOTH]

<u>RESPONSE</u>	<u>PUNCH</u>	<u>YEAR</u>								
		<u>2006-1</u>	<u>2006-2</u>	<u>2006-3</u>	<u>2008-1</u>	<u>2008-2</u>	<u>2008-3</u>	<u>2010-1</u>	<u>2010-2</u>	<u>2010-3</u>
Yes	1	0	1	0	0	0	0	0	0	0
Half/part	2	0	1	0	0	0	0	0	0	0
No	3	0	63	0	83	0	0	0	0	0
Not applicable	0	2000	1936	2000	1940	2023	2023	2044	2044	2044

336. Is (CHILD'S NAME) considered Jewish for any reason?

[VAR: KD3JWOTH]

<u>RESPONSE</u>	<u>PUNCH</u>	<u>2006-1</u>	<u>2006-2</u>	<u>2006-3</u>	<u>2008-1</u>	<u>2008-2</u>	<u>2008-3</u>	<u>2010-1</u>	<u>2010-2</u>	<u>2010-3</u>
Yes	1	0	0	0	0	0	0	0	0	0
Half/part	2	0	0	0	0	0	0	0	0	0
No	3	0	19	0	28	0	0	0	0	0
Not applicable	0	2000	1981	2000	1995	2023	2023	2044	2044	2044

337. Is (CHILD'S NAME) considered Jewish for any reason?

[VAR: KD4JWOTH]

<u>RESPONSE</u>	<u>PUNCH</u>	<u>2006-1</u>	<u>2006-2</u>	<u>2006-3</u>	<u>2008-1</u>	<u>2008-2</u>	<u>2008-3</u>	<u>2010-1</u>	<u>2010-2</u>	<u>2010-3</u>
Yes	1	0	0	0	0	0	0	0	0	0
Half/part	2	0	0	0	0	0	0	0	0	0
No	3	0	5	0	9	0	0	0	0	0
Not applicable	0	2000	1995	2000	2014	2023	2023	2044	2044	2044

338. Is (CHILD'S NAME) considered Jewish for any reason?

[VAR: KD5JWOTH]

<u>RESPONSE</u>	<u>PUNCH</u>	<u>2006-1</u>	<u>2006-2</u>	<u>2006-3</u>	<u>2008-1</u>	<u>2008-2</u>	<u>2008-3</u>	<u>2010-1</u>	<u>2010-2</u>	<u>2010-3</u>
Yes	1	0	0	0	0	0	0	0	0	0
Half/part	2	0	0	0	0	0	0	0	0	0
No	3	0	3	0	1	0	0	0	0	0
Not applicable	0	2000	1997	2000	2022	2023	2023	2044	2044	2044

339. Is (CHILD'S NAME) considered Jewish for any reason?

[VAR: KD6JWOTH]

<u>RESPONSE</u>	<u>PUNCH</u>	<u>2006-1</u>	<u>2006-2</u>	<u>2006-3</u>	<u>2008-1</u>	<u>2008-2</u>	<u>2008-3</u>	<u>2010-1</u>	<u>2010-2</u>	<u>2010-3</u>
Yes	1	0	0	0	0	0	0	0	0	0
Half/part	2	0	0	0	0	0	0	0	0	0
No	3	0	1	0	0	0	0	0	0	0
Not applicable	0	2000	1999	2000	2023	2023	2023	2044	2044	2044

**Topical Module: Shared Capitalism
(WORKFOR-TRDESTCK)**

340. Do you work for a private company, a non-profit organization, or for the government or a government agency?

[VAR: WORKFOR]

<u>RESPONSE</u>	<u>PUNCH</u>	<u>YEAR</u>								
		<u>2006-1</u>	<u>2006-2</u>	<u>2006-3</u>	<u>2008-1</u>	<u>2008-2</u>	<u>2008-3</u>	<u>2010-1</u>	<u>2010-2</u>	<u>2010-3</u>
Private company	1	856	0	510	0	0	0	834	0	0
Non-profit organization	2	77	0	69	0	0	0	105	0	0
Government or government agency	3	206	0	142	0	0	0	201	0	0
Don't know	8	4	0	8	0	0	0	18	0	0
No answer	9	2	0	11	0	0	0	29	0	0
Not applicable (WRKSTAT PUNCHES 4-8)	0	855	2000	1260	2023	2023	2023	857	2044	2044

341. Do you work for a for-profit company, a non-profit or not-for-profit organization, or for the government or a government agency?

IF ASKED: A for-profit company is a company owned by private persons OR by investors on a stock market.

FI INSTRUCTION: IF THE R HAS TWO JOBS WE WANT THEM TO ANSWER "FOR-PROFIT COMPANY" IF THEY HAVE A PRIVATE SECTOR JOB OF ANY KIND.

[VAR: WORKFOR1]

<u>RESPONSE</u>	<u>PUNCH</u>	<u>YEAR</u>								
		<u>2006-1</u>	<u>2006-2</u>	<u>2006-3</u>	<u>2008-1</u>	<u>2008-2</u>	<u>2008-3</u>	<u>2010-1</u>	<u>2010-2</u>	<u>2010-3</u>
For-profit company	1	0	0	0	0	0	0	0	0	343
Non-profit or not-for-profit organization	2	0	0	0	0	0	0	0	0	86
Government or government agency	3	0	0	0	0	0	0	0	0	89
Don't know	8	0	0	0	0	0	0	0	0	10
No answer	9	0	0	0	0	0	0	0	0	3
Not applicable (WRKSTAT PUNCHES 4-8)	0	2000	2000	2000	2023	2023	2023	2044	2044	1513

342. Do you own any shares of stock in the company where you now work, either directly or through some type of retirement or stock plan?

HAND CARD GI

[VAR: OWNSTOCK]

<u>RESPONSE</u>	<u>PUNCH</u>	<u>YEAR</u>								
		<u>2006-1</u>	<u>2006-2</u>	<u>2006-3</u>	<u>2008-1</u>	<u>2008-2</u>	<u>2008-3</u>	<u>2010-1</u>	<u>2010-2</u>	<u>2010-3</u>
Yes	1	157	0	109	0	0	0	171	0	75
No, I work for a company that does not have stock (GO TO EXTRAPAY)	2	401	0	249	0	0	0	381	0	144
No, my company has stock but I do not own any of my company's stock	3	125	0	56	0	0	0	103	0	48
No, I do not own stock and I do not know if my company has stock	4	106	0	74	0	0	0	133	0	55
I do not know if I own stock in my company	5	43	0	18	0	0	0	40	0	21
Don't know	8	4	0	2	0	0	0	4	0	0
No answer	9	20	0	13	0	0	0	31	0	3
Not applicable (Punch 2, 3 in WORKFOR)	0	1144	2000	1479	2023	2023	2023	1181	2044	1698

REMARKS: Hand Card GI contains punches 1-5

343. Do you work in a company whose stock is traded on a public stock exchange such as the New York Stock Exchange or the NASDAQ?

[VAR: STOCKEX]

<u>RESPONSE</u>	<u>PUNCH</u>	<u>YEAR</u>								
		<u>2006-1</u>	<u>2006-2</u>	<u>2006-3</u>	<u>2008-1</u>	<u>2008-2</u>	<u>2008-3</u>	<u>2010-1</u>	<u>2010-2</u>	<u>2010-3</u>
Yes	1	0	0	124	0	0	0	0	0	0
No	2	0	0	348	0	0	0	0	0	0
Don't know	8	0	0	38	0	0	0	0	0	0
No answer	9	0	0	11	0	0	0	0	0	0
Not applicable (WRKSTAT Punches 4-8)	0	2000	2000	1479	2023	2023	2023	2044	2044	2044

344. Do you currently hold any stock options in your company (vested or unvested)?

[VAR: STOCKOPS]

<u>RESPONSE</u>	<u>PUNCH</u>									
		<u>2006-1</u>	<u>2006-2</u>	<u>2006-3</u>	<u>2008-1</u>	<u>2008-2</u>	<u>2008-3</u>	<u>2010-1</u>	<u>2010-2</u>	<u>2010-3</u>
Yes	1	73	0	44	0	0	0	72	0	26
No	2	244	0	135	0	0	0	95	0	168
Don't know	8	5	0	6	0	0	0	2	0	5
No answer	9	27	0	13	0	0	0	33	0	3
Not applicable (Punch 2, 3 in WORKFOR, Punch 2 in OWNSTOCK)	0	1651	2000	1802	2023	2023	2023	1842	2044	1842

345. Please give a general estimate of how much cash you would get if all this stock were sold today?

[VAR: STOCKVAL]

<u>RESPONSE</u>	<u>PUNCH</u>									
		<u>2006-1</u>	<u>2006-2</u>	<u>2006-3</u>	<u>2008-1</u>	<u>2008-2</u>	<u>2008-3</u>	<u>2010-1</u>	<u>2010-2</u>	<u>2010-3</u>
Under \$1,000	0-999	13	0	13	0	0	0	0	0	8
\$1,000-2,999	1000-2999	10	0	10	0	0	0	0	0	6
\$3,000-4,999	3000-4999	7	0	7	0	0	0	0	0	8
\$5,000-9,999	5000-9999	14	0	12	0	0	0	0	0	2
\$10,000-19,999	10000-19999	9	0	7	0	0	0	0	0	13
\$20,000-29,999	20000-29999	17	0	4	0	0	0	0	0	2
\$30,000-39,999	30000-39999	7	0	3	0	0	0	0	0	7
\$40,000-49,999	40000-49999	5	0	0	0	0	0	0	0	5
\$50,000-99,999	50000-99999	8	0	12	0	0	0	0	0	4
\$100,000-499,999	100000-499999	8	0	10	0	0	0	0	0	7
\$500,000-999,999	500000-999999	2	0	0	0	0	0	0	0	2
\$1,000,000 or more	1000000+	0	0	1	0	0	0	0	0	0
Other	9999995	0	0	0	0	0	0	0	0	0
Don't know	9999998	31	0	26	0	0	0	0	0	8
No answer	9999999	26	0	17	0	0	0	0	0	6
Not applicable (Punch 2, 3 in WORKFOR, Punch 2-9 in OWNSTOCK)	-1	1843	2000	1878	2023	2023	2023	2044	2044	1966

REMARKS: The above numbers have been collapsed for convenience of display.

346. Approximately what percent of the company stock that you own today did you buy with your own savings or money from your wages?

[VAR: BUYVALUE]

<u>RESPONSE</u>	<u>PUNCH</u>	<u>YEAR</u>								
		<u>2006-1</u>	<u>2006-2</u>	<u>2006-3</u>	<u>2008-1</u>	<u>2008-2</u>	<u>2008-3</u>	<u>2010-1</u>	<u>2010-2</u>	<u>2010-3</u>
None	0	31	0	25	0	0	0	0	0	22
1-25%	1-25	24	0	38	0	0	0	0	0	14
26-50%	26-50	20	0	14	0	0	0	0	0	9
51-75%	51-75	11	0	3	0	0	0	0	0	2
76-100%	76-100	35	0	32	0	0	0	0	0	23
Don't Know	998	22	0	8	0	0	0	0	0	5
Refused	999	14	0	2	0	0	0	0	0	3
Not applicable (Punch 2, 3 in WORKFOR, Punch 2 in OWNSTOCK)	-1	1843	2000	1878	2023	2023	2023	2044	2044	1966

REMARKS: The above response categories have been collapsed for convenience of display

347. Did your company grant you any stock options in 2005?

[VAR: OPS2005]

<u>RESPONSE</u>	<u>PUNCH</u>	<u>YEAR</u>								
		<u>2006-1</u>	<u>2006-2</u>	<u>2006-3</u>	<u>2008-1</u>	<u>2008-2</u>	<u>2008-3</u>	<u>2010-1</u>	<u>2010-2</u>	<u>2010-3</u>
Yes	1	38	0	0	0	0	0	0	0	0
No (GO TO EXTRAPAY)	2	32	0	0	0	0	0	0	0	0
Don't Know (GO TO EXTRAPAY)	8	2	0	0	0	0	0	0	0	0
Refused (GO TO EXTRAPAY)	9	1	0	0	0	0	0	0	0	0
Not applicable	0	1927	2000	2000	2023	2023	2023	2044	2044	2044

IF ASKED: A stock option is a right to purchase stock at a set price for several years into the future, typically ten years. For example, one stock option at \$10 means that you can purchase your company stock for \$10 anytime over ten years. A stock option does not include a plan in which periodic deductions from payroll to there are set aside money to purchase shares at the end of an offering period. That is typically called an Employee Stock Purchase Plan.

348. Did your company grant you any stock options in 2009?

[VAR: OPS2009]

<u>RESPONSE</u>	<u>PUNCH</u>	<u>YEAR</u>								
		<u>2006-1</u>	<u>2006-2</u>	<u>2006-3</u>	<u>2008-1</u>	<u>2008-2</u>	<u>2008-3</u>	<u>2010-1</u>	<u>2010-2</u>	<u>2010-3</u>
Yes	1	0	0	17	0	0	0	0	0	0
No	2	0	0	25	0	0	0	0	0	0
Don't know	8	0	0	2	0	0	0	0	0	0
No answer	9	0	0	13	0	0	0	0	0	0
Not applicable	0	2000	2000	1943	2023	2023	2023	2044	2044	2044

349. Are you a member of an Employee Stock Ownership Plan commonly called an ESOP?

[VAR: ESOP]

<u>RESPONSE</u>	<u>PUNCH</u>	<u>YEAR</u>								
		<u>2006-1</u>	<u>2006-2</u>	<u>2006-3</u>	<u>2008-1</u>	<u>2008-2</u>	<u>2008-3</u>	<u>2010-1</u>	<u>2010-2</u>	<u>2010-3</u>
Yes	1	0	0	0	0	0	0	0	0	20
No	2	0	0	0	0	0	0	0	0	51
Don't know	8	0	0	0	0	0	0	0	0	4
No answer	9	0	0	0	0	0	0	0	0	3
Not applicable (Punch 2, 3 in WORKFOR, Punch 2 in OWNSTOCK)	0	2000	2000	2000	2023	2023	2023	2044	2044	1966

350. In your job are you eligible for any type of performance-based pay, such as individual or group bonuses or any type of profit-sharing?

[VAR: EXTRAPAY]

<u>RESPONSE</u>	<u>PUNCH</u>	<u>YEAR</u>								
		<u>2006-1</u>	<u>2006-2</u>	<u>2006-3</u>	<u>2008-1</u>	<u>2008-2</u>	<u>2008-3</u>	<u>2010-1</u>	<u>2010-2</u>	<u>2010-3</u>
Yes	1	437	0	231	0	0	0	0	0	175
No (GO TO SEECOWRK)	2	678	0	493	0	0	0	0	0	347
Don't know	8	16	0	7	0	0	0	0	0	4
No answer	9	14	0	9	0	0	0	0	0	5
Not applicable	0	855	2000	1260	2023	2023	2023	2044	2044	1513

351. A. Does the size of these performance-based payments depend on company profits or performance?

[VAR: COMPPERF]

<u>RESPONSE</u>	<u>PUNCH</u>	<u>YEAR</u>								
		<u>2006-1</u>	<u>2006-2</u>	<u>2006-3</u>	<u>2008-1</u>	<u>2008-2</u>	<u>2008-3</u>	<u>2010-1</u>	<u>2010-2</u>	<u>2010-3</u>
Yes	1	352	0	191	0	0	0	0	0	147
No	2	79	0	39	0	0	0	0	0	28
Don't know	8	6	0	1	0	0	0	0	0	0
No answer	9	14	0	9	0	0	0	0	0	3
Not applicable (Punch 2, 9 in EXTRAPAY)	0	1549	2000	1760	2023	2023	2023	2044	2044	1866

B. Does the size of these performance-based payments depend on workgroup or department performance?

[VAR: DEPTPERF]

<u>RESPONSE</u>	<u>PUNCH</u>	<u>YEAR</u>								
		<u>2006-1</u>	<u>2006-2</u>	<u>2006-3</u>	<u>2008-1</u>	<u>2008-2</u>	<u>2008-3</u>	<u>2010-1</u>	<u>2010-2</u>	<u>2010-3</u>
Yes	1	0	0	0	0	0	0	0	0	101
No	2	0	0	0	0	0	0	0	0	72
Don't know	8	0	0	0	0	0	0	0	0	2
No answer	9	0	0	0	0	0	0	0	0	3
Not applicable	0	2000	2000	2000	2023	2023	2023	2044	2044	1866

C. Does the size of these performance-based payments depend on individual performance?

[VAR: INDPERF]

<u>RESPONSE</u>	<u>PUNCH</u>	<u>YEAR</u>								
		<u>2006-1</u>	<u>2006-2</u>	<u>2006-3</u>	<u>2008-1</u>	<u>2008-2</u>	<u>2008-3</u>	<u>2010-1</u>	<u>2010-2</u>	<u>2010-3</u>
Yes	1	314	0	152	0	0	0	0	0	120
No	2	120	0	79	0	0	0	0	0	54
Don't know	8	3	0	0	0	0	0	0	0	1
No answer	9	14	0	9	0	0	0	0	0	3
Not applicable (Punch 2, 9 in EXTRAPAY)	0	1549	2000	1760	2023	2023	2023	2044	2044	1866

352. A. Did you receive any of these performance-based payments in the year 2005?

[VAR: EXTR2005]

<u>RESPONSE</u>	<u>PUNCH</u>	<u>YEAR</u>								
		<u>2006-1</u>	<u>2006-2</u>	<u>2006-3</u>	<u>2008-1</u>	<u>2008-2</u>	<u>2008-3</u>	<u>2010-1</u>	<u>2010-2</u>	<u>2010-3</u>
Yes	1	327	0	0	0	0	0	0	0	0
No (GO TO EXTRAYR)	2	108	0	0	0	0	0	0	0	0
Don't know	8	0	0	0	0	0	0	0	0	0
No answer	9	16	0	0	0	0	0	0	0	0
Not applicable (Punch 2, 9 in EXTRAPAY)	0	1549	2000	2000	2023	2023	2023	2044	2044	2044

B. Did you receive any of these performance-based payments in the year 2009

[VAR: EXTR2009]

<u>RESPONSE</u>	<u>PUNCH</u>	<u>YEAR</u>								
		<u>2006-1</u>	<u>2006-2</u>	<u>2006-3</u>	<u>2008-1</u>	<u>2008-2</u>	<u>2008-3</u>	<u>2010-1</u>	<u>2010-2</u>	<u>2010-3</u>
Yes	1	0	0	170	0	0	0	0	0	0
No (GO TO EXTRAYR)	2	0	0	61	0	0	0	0	0	0
Don't know	8	0	0	0	0	0	0	0	0	0
No answer	9	0	0	9	0	0	0	0	0	0
Not applicable (Punch 2, 9 in EXTRAPAY)	0	2000	2000	1760	2023	2023	2023	2044	2044	2044

353. What was the approximate total dollar value of these various payments in 2001/5?

[VAR: EXTRAVAL]

<u>RESPONSE</u>	<u>PUNCH</u>	<u>YEAR</u>								
		<u>2006-1</u>	<u>2006-2</u>	<u>2006-3</u>	<u>2008-1</u>	<u>2008-2</u>	<u>2008-3</u>	<u>2010-1</u>	<u>2010-2</u>	<u>2010-3</u>
Under \$1,000	0-999	89	0	45	0	0	0	0	0	0
\$1,000-2,999	1000-2999	72	0	38	0	0	0	0	0	0
\$3,000-4,999	3000-4999	31	0	13	0	0	0	0	0	0
\$5,000-9,999	5000-9999	34	0	20	0	0	0	0	0	0
\$10,000-19,999	10000-19999	23	0	11	0	0	0	0	0	0
\$20,000-29,999	20000-29999	8	0	5	0	0	0	0	0	0
\$30,000-39,999	30000-39999	8	0	3	0	0	0	0	0	0
\$40,000-49,999	40000-49999	3	0	1	0	0	0	0	0	0
\$50,000-99,999	50000-99999	4	0	2	0	0	0	0	0	0
\$100,000-499,999	100000-499999	1	0	2	0	0	0	0	0	0
\$500,000-999,999	500000-999999	0	0	0	0	0	0	0	0	0
\$1,000,000 or more	1000000+	0	0	0	0	0	0	0	0	0
Other	9999995	0	0	0	0	0	0	0	0	0
Don't know	9999998	21	0	10	0	0	0	0	0	0
No answer	9999999	49	0	10	0	0	0	0	0	0
Not applicable (Punch 2, 9 in EXTRAPAY, Punch 2,9 in EXTR2005, EXTR2009)	-1	1657	2000	1840	2023	2023	2023	2044	2044	2044

354. What was the most recent year in which you received these performance-based payments?

[VAR: EXTRAYR]

<u>RESPONSE</u>	<u>PUNCH</u>	<u>YEAR</u>								
		<u>2006-1</u>	<u>2006-2</u>	<u>2006-3</u>	<u>2008-1</u>	<u>2008-2</u>	<u>2008-3</u>	<u>2010-1</u>	<u>2010-2</u>	<u>2010-3</u>
1979-1984	1979-1984	1	0	0	0	0	0	0	0	0
1985-1989	1985-1989	1	0	0	0	0	0	0	0	0
1990-1994	1990-1994	1	0	0	0	0	0	0	0	0
1995-1999	1995-1999	2	0	0	0	0	0	0	0	0
2000-2004	2000-2004	49	0	2	0	0	0	0	0	0
2005	2005	0	0	0	0	0	0	0	0	0
2006	2006	0	0	2	0	0	0	0	0	0
2007	2007	0	0	9	0	0	0	0	0	2
2008	2008	0	0	25	0	0	0	0	0	0
2009	2009	0	0	10	0	0	0	0	0	0
2010	2010	0	0	0	0	0	0	0	0	1
2011	2011	0	0	0	0	0	0	0	0	0
2012	2012	0	0	0	0	0	0	0	0	6
2013	2013	0	0	0	0	0	0	0	0	80
2014	2014	0	0	0	0	0	0	0	0	71
Don't know	9998	47	0	15	0	0	0	0	0	6
No answer	9999	23	0	18	0	0	0	0	0	6
Not applicable (Punch 2, 9 in EXTRAPAY, Punch 1, 2, 9 in EXTRAVAL)	0	1876	2000	1919	2023	2023	2023	2044	2044	1872

REMARKS: The numbers are collapsed for convenience of display.

355. What was the approximate total dollar value of these various payments in that year?

[VAR: YEARVAL]

RESPONSE	PUNCH	YEAR								
		2006-1	2006-2	2006-3	2008-1	2008-2	2008-3	2010-1	2010-2	2010-3
Under \$1,000	0-999	40	0	27	0	0	0	0	0	61
\$1,000-2,999	1000-2999	14	0	11	0	0	0	0	0	21
\$3,000-4,999	3000-4999	6	0	3	0	0	0	0	0	16
\$5,000-9,999	5000-9999	4	0	6	0	0	0	0	0	16
\$10,000-19,999	10000-19999	1	0	2	0	0	0	0	0	12
\$20,000-29,999	20000-29999	2	0	0	0	0	0	0	0	9
\$30,000-39,999	30000-39999	0	0	1	0	0	0	0	0	3
\$40,000-49,999	40000-49999	0	0	1	0	0	0	0	0	0
\$50,000-99,999	50000-99999	1	0	0	0	0	0	0	0	5
\$100,000-499,999	100000-499999	0	0	0	0	0	0	0	0	2
\$500,000 or more	500000-9999994	56	0	0	0	0	0	0	0	3
Other	9999995	0	0	0	0	0	0	0	0	0
Don't know	999998	0	0	12	0	0	0	0	0	0
No answer	999999	0	0	18	0	0	0	0	0	0
Not applicable (Punch 2, 9 in EXTRAPAY, Punch 1, 2, 9 in EXTRAVAL)	-1	1876	2000	1919	2023	2023	2023	2044	2044	1896

REMARKS: The numbers are collapsed for convenience of display.

356. Do you believe your fixed annual wages in calendar year 2005 were higher or lower than those of employees with similar experience and job descriptions in other companies in your region? Please answer on a 1 to 5 scale.

[VAR: COMPWAGE]

RESPONSE	PUNCH	YEAR								
		2006-1	2006-2	2006-3	2008-1	2008-2	2008-3	2010-1	2010-2	2010-3
1 (Lower)	1	216	0	118	0	0	0	0	0	83
2	2	144	0	104	0	0	0	0	0	95
3	3	476	0	341	0	0	0	0	0	226
4	4	132	0	105	0	0	0	0	0	81
5 (Higher)	5	106	0	65	0	0	0	0	0	23
Don't Know	8	53	0	0	0	0	0	0	0	18
Refused	9	18	0	7	0	0	0	0	0	5
Not applicable (WRKSTAT Punches 4-8)	0	855	2000	1260	2023	2023	2023	2044	2044	1513

357. In your job how easy is it for you to see whether your co-workers are working well or poorly? On a scale of 0 to 10 please describe with 0 meaning not at all easy to see and 10 meaning very easy to see.

[VAR: SEECOWRK]

<u>RESPONSE</u>	<u>PUNCH</u>	<u>YEAR</u>								
		<u>2006-1</u>	<u>2006-2</u>	<u>2006-3</u>	<u>2008-1</u>	<u>2008-2</u>	<u>2008-3</u>	<u>2010-1</u>	<u>2010-2</u>	<u>2010-3</u>
Not at all easy to see	0	95	0	0	0	0	0	0	0	0
1	1	13	0	0	0	0	0	0	0	0
2	2	19	0	0	0	0	0	0	0	0
3	3	27	0	0	0	0	0	0	0	0
4	4	22	0	0	0	0	0	0	0	0
5	5	74	0	0	0	0	0	0	0	0
6	6	26	0	0	0	0	0	0	0	0
7	7	59	0	0	0	0	0	0	0	0
8	8	134	0	0	0	0	0	0	0	0
9	9	76	0	0	0	0	0	0	0	0
Very easy to see	10	532	0	0	0	0	0	0	0	0
Don't know	98	47	0	0	0	0	0	0	0	0
No answer	99	21	0	0	0	0	0	0	0	0
Not applicable (WRKSTAT PUNCHES 4-8)	-1	855	2000	2000	2023	2023	2023	2044	2044	2044

358. At your workplace, how hard would you say that people work with 0 meaning not at all hard and 10 meaning very hard?

[VAR: COWRKHRD]

<u>RESPONSE</u>	<u>PUNCH</u>	<u>YEAR</u>								
		<u>2006-1</u>	<u>2006-2</u>	<u>2006-3</u>	<u>2008-1</u>	<u>2008-2</u>	<u>2008-3</u>	<u>2010-1</u>	<u>2010-2</u>	<u>2010-3</u>
Not at all hard	0	32	0	0	0	0	0	0	0	0
1	1	0	0	0	0	0	0	0	0	0
2	2	13	0	0	0	0	0	0	0	0
3	3	37	0	0	0	0	0	0	0	0
4	4	40	0	0	0	0	0	0	0	0
5	5	163	0	0	0	0	0	0	0	0
6	6	82	0	0	0	0	0	0	0	0
7	7	164	0	0	0	0	0	0	0	0
8	8	219	0	0	0	0	0	0	0	0
9	9	92	0	0	0	0	0	0	0	0
Very hard	10	236	0	0	0	0	0	0	0	0
Don't know	98	49	0	0	0	0	0	0	0	0
No answer	99	18	0	0	0	0	0	0	0	0
Not applicable (WRKSTAT PUNCHES 4-8)	-1	855	2000	2000	2023	2023	2023	2044	2044	2044

359. If you were to see a fellow employee not working as hard or well as he or she should, how likely would you be to:

A. Talk directly to the employee

[VAR: TALKEMP]

<u>RESPONSE</u>	<u>PUNCH</u>	<u>YEAR</u>								
		<u>2006-1</u>	<u>2006-2</u>	<u>2006-3</u>	<u>2008-1</u>	<u>2008-2</u>	<u>2008-3</u>	<u>2010-1</u>	<u>2010-2</u>	<u>2010-3</u>
Not at all likely	1	285	0	0	0	0	0	0	0	0
Not very likely	2	179	0	0	0	0	0	0	0	0
Somewhat likely	3	257	0	0	0	0	0	0	0	0
Very likely	4	353	0	0	0	0	0	0	0	0
Don't know	8	50	0	0	0	0	0	0	0	0
No answer	9	21	0	0	0	0	0	0	0	0
Not applicable (WRKSTAT Punches 4-8)	0	855	2000	2000	2023	2023	2023	2044	2044	2044

B. Speak to your supervisor or manager

[VAR: TALKSUP]

<u>RESPONSE</u>	<u>PUNCH</u>	<u>YEAR</u>								
		<u>2006-1</u>	<u>2006-2</u>	<u>2006-3</u>	<u>2008-1</u>	<u>2008-2</u>	<u>2008-3</u>	<u>2010-1</u>	<u>2010-2</u>	<u>2010-3</u>
I do not have a supervisor or manager	0	82	0	0	0	0	0	0	0	0
Not at all likely	1	269	0	0	0	0	0	0	0	0
Not very likely	2	205	0	0	0	0	0	0	0	0
Somewhat likely	3	264	0	0	0	0	0	0	0	0
Very likely	4	260	0	0	0	0	0	0	0	0
Don't know	8	44	0	0	0	0	0	0	0	0
No answer	9	21	0	0	0	0	0	0	0	0
Not applicable (WRKSTAT Punches 4-8)	-1	855	2000	2000	2023	2023	2023	2044	2044	2044

C. Talk about it in a work group or team?

[VAR: TALKTEAM]

<u>RESPONSE</u>	<u>PUNCH</u>	<u>YEAR</u>								
		<u>2006-1</u>	<u>2006-2</u>	<u>2006-3</u>	<u>2008-1</u>	<u>2008-2</u>	<u>2008-3</u>	<u>2010-1</u>	<u>2010-2</u>	<u>2010-3</u>
Not at all likely	1	376	0	0	0	0	0	0	0	0
Not very likely	2	195	0	0	0	0	0	0	0	0
Somewhat likely	3	284	0	0	0	0	0	0	0	0
Very likely	4	220	0	0	0	0	0	0	0	0
Don't Know	8	47	0	0	0	0	0	0	0	0
Refused	9	23	0	0	0	0	0	0	0	0
Not applicable (WRKSTAT PUNCHES 4-8)	0	855	2000	2000	2023	2023	2023	2044	2044	2044

D. Do nothing

[VAR: DONOTHNG]

<u>RESPONSE</u>	<u>PUNCH</u>	<u>YEAR</u>								
		<u>2006-1</u>	<u>2006-2</u>	<u>2006-3</u>	<u>2008-1</u>	<u>2008-2</u>	<u>2008-3</u>	<u>2010-1</u>	<u>2010-2</u>	<u>2010-3</u>
Not at all likely	1	437	0	0	0	0	0	0	0	0
Not very likely	2	221	0	0	0	0	0	0	0	0
Somewhat likely	3	194	0	0	0	0	0	0	0	0
Very likely	4	214	0	0	0	0	0	0	0	0
Don't know	8	58	0	0	0	0	0	0	0	0
No answer	9	21	0	0	0	0	0	0	0	0
Not applicable (WRKSTAT PUNCHES 4-8)	0	855	2000	2000	2023	2023	2023	2044	2044	2044

360. About how many people work in your organization at all locations? Count part-time as well as full-time employees.

[VAR: NUMORG]

<u>RESPONSE</u>	<u>PUNCH</u>	<u>YEAR</u>								
		<u>2006-1</u>	<u>2006-2</u>	<u>2006-3</u>	<u>2008-1</u>	<u>2008-2</u>	<u>2008-3</u>	<u>2010-1</u>	<u>2010-2</u>	<u>2010-3</u>
Less than 10	1-9	196	0	111	0	0	0	198	0	112
10-99	10-99	193	0	50	0	0	0	109	0	54
100-999	100-999	150	0	44	0	0	0	55	0	25
1,000-9,980	1000-9980	102	0	25	0	0	0	32	0	22
1-9	9981	12	0	43	0	0	0	84	0	23
10-49	9982	43	0	79	0	0	0	110	0	33
50-99	9983	31	0	36	0	0	0	71	0	17
100-499	9984	61	0	92	0	0	0	114	0	57
500-999	9985	35	0	29	0	0	0	56	0	26
1,000-1,999	9986	28	0	24	0	0	0	28	0	25
2,000-2,999	9987	22	0	18	0	0	0	29	0	15
3,000-3,999	9988	8	0	15	0	0	0	15	0	5
4,000-4,999	9989	6	0	8	0	0	0	20	0	6
5,000-10,000	9990	25	0	24	0	0	0	38	0	16
10,000-50,000	9991	24	0	31	0	0	0	47	0	19
50,000-100,000	9992	9	0	11	0	0	0	21	0	12
Above 100,000	9993	25	0	36	0	0	0	47	0	24
10,000 or more	9997	50	0	19	0	0	0	26	0	15
Don't know	9998	108	0	0	0	0	0	0	0	0
No Answer	9999	17	0	45	0	0	0	87	0	25
Not applicable (WRKSTAT PUNCHES 4-8)	0	855	2000	1260	2023	2023	2023	857	2044	1513

361. Some companies have organized workplace decision-making in ways to get more employee input and involvement. Are you personally involved in any group, team, committee, or task force that addresses issues such as product quality, cost cutting, productivity, health and safety, or other workplace issues?

[VAR: EMPINPUT]

<u>RESPONSE</u>	<u>PUNCH</u>	<u>YEAR</u>								
		<u>2006-1</u>	<u>2006-2</u>	<u>2006-3</u>	<u>2008-1</u>	<u>2008-2</u>	<u>2008-3</u>	<u>2010-1</u>	<u>2010-2</u>	<u>2010-3</u>
Yes	1	361	0	0	0	0	0	0	0	165
No	2	745	0	0	0	0	0	0	0	356
Don't Know	8	25	0	0	0	0	0	0	0	4
Refused	9	14	0	0	0	0	0	0	0	6
Not applicable (WRKSTAT PUNCHES 4-8)	0	855	2000	2000	2023	2023	2023	2044	2044	1513

362. A. Are you currently involved in a self-managed team?

HAND CARD
C3

[VAR: SLFMANGD]

<u>RESPONSE</u>	<u>PUNCH</u>	<u>YEAR</u>								
		<u>2006-1</u>	<u>2006-2</u>	<u>2006-3</u>	<u>2008-1</u>	<u>2008-2</u>	<u>2008-3</u>	<u>2010-1</u>	<u>2010-2</u>	<u>2010-3</u>
Yes	1	387	0	0	0	0	0	0	0	0
No	2	728	0	0	0	0	0	0	0	0
Don't Know	8	18	0	0	0	0	0	0	0	0
Refused	9	12	0	0	0	0	0	0	0	0
Not applicable (WRKSTAT PUNCHES 4-8)	0	855	2000	2000	2023	2023	2023	2044	2044	2044

REMARKS: Hand Card C3 contains responses 1 and 2.

B. In the last 12 months have you received any formal training from your current employer, such as in classes or seminars sponsored by the employer?

HAND CARD
C4

[VAR: EMPTRAIN]

<u>RESPONSE</u>	<u>PUNCH</u>	<u>YEAR</u>								
		<u>2006-1</u>	<u>2006-2</u>	<u>2006-3</u>	<u>2008-1</u>	<u>2008-2</u>	<u>2008-3</u>	<u>2010-1</u>	<u>2010-2</u>	<u>2010-3</u>
Yes	1	558	0	0	0	0	0	0	0	239
No	2	561	0	0	0	0	0	0	0	287
Don't Know	8	16	0	0	0	0	0	0	0	1
Refused	9	10	0	0	0	0	0	0	0	4
Not applicable (WRKSTAT PUNCHES 4-8)	0	855	2000	2000	2023	2023	2023	2044	2044	1513

REMARKS: Hand Card C4 contains responses 1-15.

363. Do you have a defined benefit pension plan at your company?

[VAR: DEFPENSN]

<u>RESPONSE</u>	<u>PUNCH</u>	<u>YEAR</u>								
		<u>2006-1</u>	<u>2006-2</u>	<u>2006-3</u>	<u>2008-1</u>	<u>2008-2</u>	<u>2008-3</u>	<u>2010-1</u>	<u>2010-2</u>	<u>2010-3</u>
Yes	1	0	0	0	0	0	0	0	0	190
No	2	0	0	0	0	0	0	0	0	324
Don't know	8	0	0	0	0	0	0	0	0	13
No answer	9	0	0	0	0	0	0	0	0	4
Not applicable (WRKSTAT PUNCHES 4-8)	0	2000	2000	2000	2023	2023	2023	2044	2044	1513

364. Please estimate your total wealth.

IF ASKED: Wealth means the value of your house plus the value of your vehicles, stocks and mutual funds, cash, checking accounts, retirement accounts including 401(k) and pension assets, and any other assets minus what you owe for your mortgage and your debts.

HAND CARD C4

[VAR: WEALTH]

<u>RESPONSE</u>	<u>PUNCH</u>	<u>YEAR</u>								
		<u>2006-1</u>	<u>2006-2</u>	<u>2006-3</u>	<u>2008-1</u>	<u>2008-2</u>	<u>2008-3</u>	<u>2010-1</u>	<u>2010-2</u>	<u>2010-3</u>
Less than \$5000	1	118	0	97	0	0	0	0	0	66
\$5000 to \$20,000	2	106	0	89	0	0	0	0	0	65
\$20,000 to \$40,000	3	99	0	50	0	0	0	0	0	48
\$40,000 to \$75,000	4	86	0	65	0	0	0	0	0	53
\$75,000 to \$100,000	5	65	0	39	0	0	0	0	0	38
\$100,000 to \$150,000	6	79	0	54	0	0	0	0	0	36
\$150,000 to \$250,000	7	124	0	81	0	0	0	0	0	47
\$250,000 to \$500,000	8	152	0	85	0	0	0	0	0	68
\$500,000 to \$1 million	9	99	0	54	0	0	0	0	0	44
\$1 million to \$2 million	10	22	0	19	0	0	0	0	0	20
\$2 million to \$3 million	11	4	0	3	0	0	0	0	0	1
\$3 million to \$4 million	12	2	0	1	0	0	0	0	0	1
\$4 million to \$5 million	13	0	0	2	0	0	0	0	0	3
\$5 million to \$10 million	14	1	0	0	0	0	0	0	0	0
Above \$10 million	15	2	0	1	0	0	0	0	0	1
Don't Know	98	54	0	42	0	0	0	0	0	9
Refused	99	132	0	58	0	0	0	0	0	31
Not applicable (WRKSTAT Punches 4-8)	0	855	2000	1260	2023	2023	2023	2044	2044	1513

365. If your company has stock, is the stock of the company where your work traded on a stock market such as the New York Stock Exchange or the NASDAQ?

[VAR: TRDESTCK]

<u>RESPONSE</u>	<u>PUNCH</u>	<u>YEAR</u>								
		<u>2006-1</u>	<u>2006-2</u>	<u>2006-3</u>	<u>2008-1</u>	<u>2008-2</u>	<u>2008-3</u>	<u>2010-1</u>	<u>2010-2</u>	<u>2010-3</u>
Yes	1	0	0	0	0	0	0	0	0	88
No	2	0	0	0	0	0	0	0	0	389
Don't know	8	0	0	0	0	0	0	0	0	49
No answer	9	0	0	0	0	0	0	0	0	5
Not applicable (WRKSTAT Punches 4-8)	0	2000	2000	2000	2023	2023	2023	2044	2044	1513

**Topical Module: Quality of Working Life
(WRKTYPE-SATJOB1)**

366. How would you describe your work arrangement in your main job?

[VAR: WRKTYPE]

<u>RESPONSE</u>	<u>PUNCH</u>	<u>YEAR</u>								
		<u>2006-1</u>	<u>2006-2</u>	<u>2006-3</u>	<u>2008-1</u>	<u>2008-2</u>	<u>2008-3</u>	<u>2010-1</u>	<u>2010-2</u>	<u>2010-3</u>
I work as an independent contractor, independent consultant, or freelance worker	1	161	0	0	0	0	0	155	0	0
I am on-call, and work only when called to work	2	20	0	0	0	0	0	42	0	0
I am paid by a temporary agency	3	13	0	0	0	0	0	16	0	0
I work for a contractor who provides workers and services to others under contract	4	49	0	0	0	0	0	31	0	0
I am a regular, permanent employee (standard work arrangement)	5	889	0	0	0	0	0	912	0	0
Don't know	8	4	0	0	0	0	0	6	0	0
No answer	9	11	0	0	0	0	0	25	0	0
Not applicable (Punches 4-8 on WRKSTAT)	0	853	2000	2000	2023	2023	2023	857	2044	2044

367. How long have you worked in your present job for your current employer?

[VAR: YEARSJOB]

<u>RESPONSE</u>	<u>PUNCH</u>	<u>YEAR</u>								
		<u>2006-1</u>	<u>2006-2</u>	<u>2006-3</u>	<u>2008-1</u>	<u>2008-2</u>	<u>2008-3</u>	<u>2010-1</u>	<u>2010-2</u>	<u>2010-3</u>
Less than 1 year	0	265	0	0	0	0	0	234	0	0
1-2 years	1-2	166	0	0	0	0	0	144	0	0
3-4 years	3-4	131	0	0	0	0	0	193	0	0
5-9 years	5-9	255	0	0	0	0	0	244	0	0
10-19 years	10-19	189	0	0	0	0	0	197	0	0
20-29 years	20-29	87	0	0	0	0	0	96	0	0
30 years or more	30+	39	0	0	0	0	0	48	0	0
Don't know	98	4	0	0	0	0	0	4	0	0
No answer	99	11	0	0	0	0	0	27	0	0
Not applicable (Punches 4-8 on WRKSTAT)	-1	853	2000	2000	2023	2023	2023	857	2044	2044

368. In your main job, are you salaried, paid by the hour, or what?

[VAR: WAYPAID]

<u>RESPONSE</u>	<u>PUNCH</u>	<u>2006-1</u>	<u>2006-2</u>	<u>2006-3</u>	<u>2008-1</u>	<u>2008-2</u>	<u>2008-3</u>	<u>2010-1</u>	<u>2010-2</u>	<u>2010-3</u>
		Salaried	1	409	0	0	0	0	0	408
Paid by the hour	2	592	0	0	0	0	0	595	0	0
Other	3	135	0	0	0	0	0	62	0	0
Commission	4	0	0	0	0	0	0	30	0	0
Self-employed	5	0	0	0	0	0	0	24	0	0
Paid by the job	6	0	0	0	0	0	0	27	0	0
Salary and bonus/commission	7	0	0	0	0	0	0	12	0	0
Tips	8	0	0	0	0	0	0	2	0	0
Don't know	98	1	0	0	0	0	0	2	0	0
No answer	99	10	0	0	0	0	0	25	0	0
Not applicable (Punches 4-8 on WRKSTAT)	0	853	2000	2000	2023	2023	2023	857	2044	2044

369. Which of the following best describes your usual work schedule?

HAND CARD FS

[VAR: WRKSCHED]

<u>RESPONSE</u>	<u>PUNCH</u>	<u>2006-1</u>	<u>2006-2</u>	<u>2006-3</u>	<u>2008-1</u>	<u>2008-2</u>	<u>2008-3</u>	<u>2010-1</u>	<u>2010-2</u>	<u>2010-3</u>
		Day shift	1	842	0	0	0	0	0	851
Afternoon shift	2	44	0	0	0	0	0	58	0	0
Night shift	3	70	0	0	0	0	0	64	0	0
Split shift	4	23	0	0	0	0	0	29	0	0
Irregular shift/on-call	5	107	0	0	0	0	0	106	0	0
Rotating shifts	6	48	0	0	0	0	0	50	0	0
Don't know	8	5	0	0	0	0	0	3	0	0
No answer	9	8	0	0	0	0	0	26	0	0
Not applicable (Punches 4-8 on WRKSTAT)	0	853	2000	2000	2023	2023	2023	857	2044	2044

REMARKS: Hand Card FS contains punches 1-6

370. How many days per month do you work extra hours beyond your usual schedule?

[VAR: MOREDAYS]

<u>RESPONSE</u>	<u>PUNCH</u>	<u>2006-1</u>	<u>2006-2</u>	<u>2006-3</u>	<u>2008-1</u>	<u>2008-2</u>	<u>2008-3</u>	<u>2010-1</u>	<u>2010-2</u>	<u>2010-3</u>
		0	0	367	0	0	0	0	0	351
1	1	50	0	0	0	0	0	93	0	0
2	2	97	0	0	0	0	0	130	0	0
3	3	47	0	0	0	0	0	87	0	0
4	4	90	0	0	0	0	0	75	0	0
5 to 9	5-9	170	0	0	0	0	0	142	0	0
10 to 19	10-19	147	0	0	0	0	0	135	0	0
20 days or more	20+	149	0	0	0	0	0	134	0	0
Don't know	98	20	0	0	0	0	0	13	0	0
No answer	99	10	0	0	0	0	0	27	0	0
Not applicable (Punches 4-8 on WRKSTAT)	-1	853	2000	2000	2023	2023	2023	857	2044	2044

371. When you work extra hours on your main job, is it mandatory (required by your employer)?

[VAR: MUSTWORK]

<u>RESPONSE</u>	<u>PUNCH</u>	<u>2006-1</u>	<u>2006-2</u>	<u>2006-3</u>	<u>2008-1</u>	<u>2008-2</u>	<u>2008-3</u>	<u>2010-1</u>	<u>2010-2</u>	<u>2010-3</u>
		Yes	1	300	0	0	0	0	0	322
No	2	824	0	0	0	0	0	820	0	0
Don't know	8	13	0	0	0	0	0	15	0	0
No answer	9	10	0	0	0	0	0	30	0	0
Not applicable (Punches 4-8 on WRKSTAT)	0	853	2000	2000	2023	2023	2023	857	2044	2044

372. How often are you allowed to change your starting and quitting times on a daily basis?

HAND CARD FT

[VAR: CHNGTME]

<u>RESPONSE</u>	<u>PUNCH</u>	<u>2006-1</u>	<u>2006-2</u>	<u>2006-3</u>	<u>2008-1</u>	<u>2008-2</u>	<u>2008-3</u>	<u>2010-1</u>	<u>2010-2</u>	<u>2010-3</u>
Often	1	404	0	0	0	0	0	372	0	0
Sometimes	2	205	0	0	0	0	0	225	0	0
Rarely	3	164	0	0	0	0	0	192	0	0
Never	4	361	0	0	0	0	0	364	0	0
Don't know	8	4	0	0	0	0	0	7	0	0
No answer	9	9	0	0	0	0	0	27	0	0
Not applicable (Punches 4-8 on WRKSTAT)	0	853	2000	2000	2023	2023	2023	857	2044	2044

REMARKS: Hand Card FT contains punches 1-4

373. How often do you work at home as part of your job?

HAND CARD EFU

[VAR: WRKHOME]

<u>RESPONSE</u>	<u>PUNCH</u>	<u>2006-1</u>	<u>2006-2</u>	<u>2006-3</u>	<u>2008-1</u>	<u>2008-2</u>	<u>2008-3</u>	<u>2010-1</u>	<u>2010-2</u>	<u>2010-3</u>
Never (SKIP TO FAMWKOFF)	1	676	0	0	0	0	0	674	0	0
A few times a year	2	98	0	0	0	0	0	101	0	0
About once a month	3	80	0	0	0	0	0	80	0	0
About once a week	4	93	0	0	0	0	0	92	0	0
More than once a week	5	117	0	0	0	0	0	147	0	0
Worker works mainly at home	6	70	0	0	0	0	0	68	0	0
Don't know	8	5	0	0	0	0	0	0	0	0
No answer	9	8	0	0	0	0	0	25	0	0
Not applicable (Punches 4-8 on WRKSTAT)	0	853	2000	2000	2023	2023	2023	857	2044	2044

REMARKS: Hand Card FU contains punches 1-6

**IF WORKS AT HOME (WRKHOME EQUALS 2-6), ASK WHYWKHME.
IF NEVER WORKS AT HOME (WRKHOME EQUALS 1), GO TO FAMWKOFF.**

374. Is it usually because you want to, you have to in order to keep up with your job, or for some other reason?

HAND CARD FV

[VAR: WHYWKHME]

<u>RESPONSE</u>	<u>PUNCH</u>	<u>2006-1</u>	<u>2006-2</u>	<u>2006-3</u>	<u>2008-1</u>	<u>2008-2</u>	<u>2008-3</u>	<u>2010-1</u>	<u>2010-2</u>	<u>2010-3</u>
		Worker wants to work at home	1	177	0	0	0	0	0	160
Worker has to work at home to keep up with job	2	147	0	0	0	0	0	189	0	0
Worker is operating home-based buisness	3	0	0	0	0	0	0	74	0	0
Other combinations and other reasons	4	133	0	0	0	0	0	60	0	0
Don't know	8	1	0	0	0	0	0	3	0	0
No answer	9	8	0	0	0	0	0	27	0	0
Not applicable (Punch 1 in WRKHOME)	0	1534	2000	2000	2023	2023	2023	1531	2044	2044

REMARKS: Hand Card FV contains punches 1-3

375. How hard is it to take time off during your work to take care of personal or family matters?

HAND CARD FW

[VAR: FAMWKOFF]

<u>RESPONSE</u>	<u>PUNCH</u>	<u>2006-1</u>	<u>2006-2</u>	<u>2006-3</u>	<u>2008-1</u>	<u>2008-2</u>	<u>2008-3</u>	<u>2010-1</u>	<u>2010-2</u>	<u>2010-3</u>
		Not at all hard	1	487	0	0	0	0	0	443
Not too hard	2	340	0	0	0	0	0	387	0	0
Somewhat hard	3	170	0	0	0	0	0	218	0	0
Very hard	4	134	0	0	0	0	0	110	0	0
Don't know	8	7	0	0	0	0	0	5	0	0
No answer	9	9	0	0	0	0	0	24	0	0
Not applicable (Punches 4-8 on WRKSTAT)	0	853	2000	2000	2023	2023	2023	857	2044	2044

REMARKS: Hand Card FW contains punches 1-4

376. How often do the demands of your job interfere with your family life?

HAND CARD FX

[VAR: WKVSFAM]

<u>RESPONSE</u>	<u>PUNCH</u>	<u>2006-1</u>	<u>2006-2</u>	<u>2006-3</u>	<u>2008-1</u>	<u>2008-2</u>	<u>2008-3</u>	<u>2010-1</u>	<u>2010-2</u>	<u>2010-3</u>
		Often	1	139	0	0	0	0	0	171
Sometimes	2	344	0	0	0	0	0	351	0	0
Rarely	3	341	0	0	0	0	0	377	0	0
Never	4	308	0	0	0	0	0	264	0	0
Don't know	8	6	0	0	0	0	0	1	0	0
No answer	9	9	0	0	0	0	0	23	0	0
Not applicable (Punches 4-8 on WRKSTAT)	0	853	2000	2000	2023	2023	2023	857	2044	2044

REMARKS: Hand Card FX contains punches 1-4

377. How often do the demands of your family interfere with your work on the job?

HAND CARD FY

[VAR: FAMVSWK]

<u>RESPONSE</u>	<u>PUNCH</u>	<u>2006-1</u>	<u>2006-2</u>	<u>2006-3</u>	<u>2008-1</u>	<u>2008-2</u>	<u>2008-3</u>	<u>2010-1</u>	<u>2010-2</u>	<u>2010-3</u>
		Often	1	46	0	0	0	0	0	54
Sometimes	2	285	0	0	0	0	0	267	0	0
Rarely	3	432	0	0	0	0	0	487	0	0
Never	4	369	0	0	0	0	0	355	0	0
Don't know	8	6	0	0	0	0	0	1	0	0
No answer	9	9	0	0	0	0	0	23	0	0
Not applicable (Punches 4-8 on WRKSTAT)	0	853	2000	2000	2023	2023	2023	857	2044	2044

REMARKS: Hand Card FY contains punches 1-4. See also JOBVSHME

378. After an average work day, about how many hours do you have to relax or pursue activities that you enjoy?

[VAR: HRSRELAX]

<u>RESPONSE</u>	<u>PUNCH</u>	<u>2006-1</u>	<u>2006-2</u>	<u>2006-3</u>	<u>2008-1</u>	<u>2008-2</u>	<u>2008-3</u>	<u>2010-1</u>	<u>2010-2</u>	<u>2010-3</u>
		0	0	42	0	0	0	0	0	60
1	1	121	0	0	0	0	0	122	0	0
2	2	247	0	0	0	0	0	237	0	0
3	3	199	0	0	0	0	0	201	0	0
4	4	207	0	0	0	0	0	201	0	0
5-9	5-9	275	0	0	0	0	0	295	0	0
10 hours or more	10+	39	0	0	0	0	0	38	0	0
Don't know	98	10	0	0	0	0	0	10	0	0
No answer	99	7	0	0	0	0	0	23	0	0
Not applicable (Punches 4-8 on WRKSTAT)	-1	853	2000	2000	2023	2023	2023	857	2044	2044

REMARKS: Results have been collapsed for convenience of display.

379. Do you have any jobs besides your main job or do any other work for pay?

[VAR: SECONDDWK]

<u>RESPONSE</u>	<u>PUNCH</u>	<u>2006-1</u>	<u>2006-2</u>	<u>2006-3</u>	<u>2008-1</u>	<u>2008-2</u>	<u>2008-3</u>	<u>2010-1</u>	<u>2010-2</u>	<u>2010-3</u>
		Yes	1	193	0	0	0	0	0	193
No	2	946	0	0	0	0	0	970	0	0
Don't know	8	1	0	0	0	0	0	0	0	0
No answer	9	7	0	0	0	0	0	24	0	0
Not applicable (Punches 4-8 on WRKSTAT)	0	853	2000	2000	2023	2023	2023	857	2044	2044

380. Now I'm going to read you a list of statements that might or might not describe your main job. Please tell me whether you strongly agree, agree, disagree, or strongly disagree with each of these statements.

A. My job requires that I keep learning new things

[VAR: LEARNNEW]

<u>RESPONSE</u>	<u>PUNCH</u>	<u>2006-1</u>	<u>2006-2</u>	<u>2006-3</u>	<u>2008-1</u>	<u>2008-2</u>	<u>2008-3</u>	<u>2010-1</u>	<u>2010-2</u>	<u>2010-3</u>
		Strongly agree	1	482	0	0	0	0	0	530
Agree	2	471	0	0	0	0	0	482	0	0
Disagree	3	141	0	0	0	0	0	120	0	0
Strongly disagree	4	39	0	0	0	0	0	32	0	0
Don't know	8	6	0	0	0	0	0	0	0	0
No answer	9	8	0	0	0	0	0	23	0	0
Not applicable (Punches 4-8 on WRKSTAT)	0	853	2000	2000	2023	2023	2023	857	2044	2044

B. My job requires that I work very fast

[VAR: WORKFAST]

<u>RESPONSE</u>	<u>PUNCH</u>	<u>2006-1</u>	<u>2006-2</u>	<u>2006-3</u>	<u>2008-1</u>	<u>2008-2</u>	<u>2008-3</u>	<u>2010-1</u>	<u>2010-2</u>	<u>2010-3</u>
		Strongly agree	1	231	0	0	0	0	0	239
Agree	2	516	0	0	0	0	0	526	0	0
Disagree	3	339	0	0	0	0	0	357	0	0
Strongly disagree	4	44	0	0	0	0	0	38	0	0
Don't know	8	8	0	0	0	0	0	3	0	0
No answer	9	9	0	0	0	0	0	24	0	0
Not applicable (Punches 4-8 on WRKSTAT)	0	853	2000	2000	2023	2023	2023	857	2044	2044

C. I get to do a number of different things on my job

[VAR: WORKDIFF]

<u>RESPONSE</u>	<u>PUNCH</u>	<u>2006-1</u>	<u>2006-2</u>	<u>2006-3</u>	<u>2008-1</u>	<u>2008-2</u>	<u>2008-3</u>	<u>2010-1</u>	<u>2010-2</u>	<u>2010-3</u>
		Strongly agree	1	478	0	0	0	0	0	478
Agree	2	520	0	0	0	0	0	563	0	0
Disagree	3	121	0	0	0	0	0	101	0	0
Strongly disagree	4	13	0	0	0	0	0	20	0	0
Don't know	8	5	0	0	0	0	0	2	0	0
No answer	9	10	0	0	0	0	0	23	0	0
Not applicable (Punches 4-8 on WRKSTAT)	0	853	2000	2000	2023	2023	2023	857	2044	2044

D. I have a lot of say about what happens on my job

[VAR: LOTOFSAY]

<u>RESPONSE</u>	<u>PUNCH</u>	<u>2006-1</u>	<u>2006-2</u>	<u>2006-3</u>	<u>2008-1</u>	<u>2008-2</u>	<u>2008-3</u>	<u>2010-1</u>	<u>2010-2</u>	<u>2010-3</u>
		Strongly agree	1	335	0	0	0	0	0	0
Agree	2	441	0	0	0	0	0	0	0	0
Disagree	3	283	0	0	0	0	0	0	0	0
Strongly disagree	4	71	0	0	0	0	0	0	0	0
Don't know	8	7	0	0	0	0	0	0	0	0
No answer	9	10	0	0	0	0	0	0	0	0
Not applicable (Punches 4-8 on WRKSTAT)	0	853	2000	2000	2023	2023	2023	2044	2044	2044

E. My main satisfaction in life comes from work

[VAR: WKTOPSAT]

<u>RESPONSE</u>	<u>PUNCH</u>	<u>2006-1</u>	<u>2006-2</u>	<u>2006-3</u>	<u>2008-1</u>	<u>2008-2</u>	<u>2008-3</u>	<u>2010-1</u>	<u>2010-2</u>	<u>2010-3</u>
		Strongly agree	1	72	0	0	0	0	0	0
Agree	2	255	0	0	0	0	0	0	0	0
Disagree	3	544	0	0	0	0	0	0	0	0
Strongly disagree	4	260	0	0	0	0	0	0	0	0
Don't know	8	7	0	0	0	0	0	0	0	0
No answer	9	9	0	0	0	0	0	0	0	0
Not applicable (Punches 4-8 on WRKSTAT)	0	853	2000	2000	2023	2023	2023	2044	2044	2044

F. I have too much work to do everything well

[VAR: OVERWORK]

<u>RESPONSE</u>	<u>PUNCH</u>	<u>2006-1</u>	<u>2006-2</u>	<u>2006-3</u>	<u>2008-1</u>	<u>2008-2</u>	<u>2008-3</u>	<u>2010-1</u>	<u>2010-2</u>	<u>2010-3</u>
		Strongly agree	1	53	0	0	0	0	0	93
Agree	2	226	0	0	0	0	0	285	0	0
Disagree	3	723	0	0	0	0	0	668	0	0
Strongly disagree	4	126	0	0	0	0	0	114	0	0
Don't know	8	8	0	0	0	0	0	4	0	0
No answer	9	11	0	0	0	0	0	23	0	0
Not applicable (Punches 4-8 on WRKSTAT)	0	853	2000	2000	2023	2023	2023	857	2044	2044

G. On my job, I know exactly what is expected of me

[VAR: KNOWWHAT]

<u>RESPONSE</u>	<u>PUNCH</u>	<u>2006-1</u>	<u>2006-2</u>	<u>2006-3</u>	<u>2008-1</u>	<u>2008-2</u>	<u>2008-3</u>	<u>2010-1</u>	<u>2010-2</u>	<u>2010-3</u>
		Strongly agree	1	469	0	0	0	0	0	468
Agree	2	582	0	0	0	0	0	626	0	0
Disagree	3	66	0	0	0	0	0	58	0	0
Strongly disagree	4	12	0	0	0	0	0	11	0	0
Don't know	8	8	0	0	0	0	0	1	0	0
No answer	9	10	0	0	0	0	0	23	0	0
Not applicable (Punches 4-8 on WRKSTAT)	0	853	2000	2000	2023	2023	2023	857	2044	2044

H. My job lets me use my skills and abilities

[VAR: MYSKILLS]

<u>RESPONSE</u>	<u>PUNCH</u>	<u>2006-1</u>	<u>2006-2</u>	<u>2006-3</u>	<u>2008-1</u>	<u>2008-2</u>	<u>2008-3</u>	<u>2010-1</u>	<u>2010-2</u>	<u>2010-3</u>
		Strongly agree	1	461	0	0	0	0	0	481
Agree	2	555	0	0	0	0	0	576	0	0
Disagree	3	97	0	0	0	0	0	87	0	0
Strongly disagree	4	17	0	0	0	0	0	19	0	0
Don't know	8	7	0	0	0	0	0	1	0	0
No answer	9	10	0	0	0	0	0	23	0	0
Not applicable (Punches 4-8 on WRKSTAT)	0	853	2000	2000	2023	2023	2023	857	2044	2044

I. At the place where I work, I am treated with respect

[VAR: RESPECT]

<u>RESPONSE</u>	<u>PUNCH</u>	<u>2006-1</u>	<u>2006-2</u>	<u>2006-3</u>	<u>2008-1</u>	<u>2008-2</u>	<u>2008-3</u>	<u>2010-1</u>	<u>2010-2</u>	<u>2010-3</u>
		Strongly agree	1	475	0	0	0	0	0	438
Agree	2	564	0	0	0	0	0	628	0	0
Disagree	3	63	0	0	0	0	0	72	0	0
Strongly disagree	4	25	0	0	0	0	0	23	0	0
Don't know	8	8	0	0	0	0	0	2	0	0
No answer	9	12	0	0	0	0	0	24	0	0
Not applicable (Punches 4-8 on WRKSTAT)	0	853	2000	2000	2023	2023	2023	857	2044	2044

J. I trust the management at the place where I work

[VAR: TRUSTMAN]

<u>RESPONSE</u>	<u>PUNCH</u>	<u>2006-1</u>	<u>2006-2</u>	<u>2006-3</u>	<u>2008-1</u>	<u>2008-2</u>	<u>2008-3</u>	<u>2010-1</u>	<u>2010-2</u>	<u>2010-3</u>
		Strongly agree	1	357	0	0	0	0	0	350
Agree	2	509	0	0	0	0	0	595	0	0
Disagree	3	182	0	0	0	0	0	157	0	0
Strongly disagree	4	64	0	0	0	0	0	55	0	0
Don't know	8	21	0	0	0	0	0	3	0	0
No answer	9	14	0	0	0	0	0	27	0	0
Not applicable (Punches 4-8 on WRKSTAT)	0	853	2000	2000	2023	2023	2023	857	2044	2044

K. The safety of workers is a high priority with management where I work

[VAR: SAFETYWK]

<u>RESPONSE</u>	<u>PUNCH</u>	<u>2006-1</u>	<u>2006-2</u>	<u>2006-3</u>	<u>2008-1</u>	<u>2008-2</u>	<u>2008-3</u>	<u>2010-1</u>	<u>2010-2</u>	<u>2010-3</u>
		Strongly agree	1	496	0	0	0	0	0	477
Agree	2	500	0	0	0	0	0	562	0	0
Disagree	3	96	0	0	0	0	0	90	0	0
Strongly disagree	4	16	0	0	0	0	0	21	0	0
Don't know	8	25	0	0	0	0	0	10	0	0
No answer	9	14	0	0	0	0	0	27	0	0
Not applicable (Punches 4-8 on WRKSTAT)	0	853	2000	2000	2023	2023	2023	857	2044	2044

L. There are no significant compromises or shortcuts taken when worker safety is at stake

[VAR: SAFEFRST]

<u>RESPONSE</u>	<u>PUNCH</u>	<u>2006-1</u>	<u>2006-2</u>	<u>2006-3</u>	<u>2008-1</u>	<u>2008-2</u>	<u>2008-3</u>	<u>2010-1</u>	<u>2010-2</u>	<u>2010-3</u>
		Strongly agree	1	471	0	0	0	0	0	464
Agree	2	514	0	0	0	0	0	583	0	0
Disagree	3	104	0	0	0	0	0	84	0	0
Strongly disagree	4	16	0	0	0	0	0	16	0	0
Don't know	8	29	0	0	0	0	0	12	0	0
No answer	9	13	0	0	0	0	0	28	0	0
Not applicable (Punches 4-8 on WRKSTAT)	0	853	2000	2000	2023	2023	2023	857	2044	2044

M. Where I work, employees and management work together to ensure the safest possible working conditions

[VAR: TEAMSAFE]

<u>RESPONSE</u>	<u>PUNCH</u>	<u>2006-1</u>	<u>2006-2</u>	<u>2006-3</u>	<u>2008-1</u>	<u>2008-2</u>	<u>2008-3</u>	<u>2010-1</u>	<u>2010-2</u>	<u>2010-3</u>
		Strongly agree	1	417	0	0	0	0	0	411
Agree	2	571	0	0	0	0	0	630	0	0
Disagree	3	92	0	0	0	0	0	85	0	0
Strongly disagree	4	18	0	0	0	0	0	18	0	0
Don't know	8	35	0	0	0	0	0	14	0	0
No answer	9	14	0	0	0	0	0	29	0	0
Not applicable (Punches 4-8 on WRKSTAT)	0	853	2000	2000	2023	2023	2023	857	2044	2044

N. The safety and health conditions where I work are good

[VAR: SAFEHLTH]

<u>RESPONSE</u>	<u>PUNCH</u>	<u>2006-1</u>	<u>2006-2</u>	<u>2006-3</u>	<u>2008-1</u>	<u>2008-2</u>	<u>2008-3</u>	<u>2010-1</u>	<u>2010-2</u>	<u>2010-3</u>
		Strongly agree	1	441	0	0	0	0	0	422
Agree	2	607	0	0	0	0	0	655	0	0
Disagree	3	56	0	0	0	0	0	58	0	0
Strongly disagree	4	15	0	0	0	0	0	18	0	0
Don't know	8	17	0	0	0	0	0	7	0	0
No answer	9	11	0	0	0	0	0	27	0	0
Not applicable (Punches 4-8 on WRKSTAT)	0	853	2000	2000	2023	2023	2023	857	2044	2044

O. I am proud to be working for my employer

[VAR: PROUDEMP]

<u>RESPONSE</u>	<u>PUNCH</u>	<u>2006-1</u>	<u>2006-2</u>	<u>2006-3</u>	<u>2008-1</u>	<u>2008-2</u>	<u>2008-3</u>	<u>2010-1</u>	<u>2010-2</u>	<u>2010-3</u>
		Strongly agree	1	413	0	0	0	0	0	427
Agree	2	592	0	0	0	0	0	614	0	0
Disagree	3	86	0	0	0	0	0	84	0	0
Strongly disagree	4	18	0	0	0	0	0	25	0	0
Don't know	8	25	0	0	0	0	0	10	0	0
No answer	9	13	0	0	0	0	0	27	0	0
Not applicable (Punches 4-8 on WRKSTAT)	0	853	2000	2000	2023	2023	2023	857	2044	2044

P. Conditions on my job allow me to be about as productive as I could be

[VAR: PRODTIV]

<u>RESPONSE</u>	<u>PUNCH</u>	<u>2006-1</u>	<u>2006-2</u>	<u>2006-3</u>	<u>2008-1</u>	<u>2008-2</u>	<u>2008-3</u>	<u>2010-1</u>	<u>2010-2</u>	<u>2010-3</u>
		Strongly agree	1	326	0	0	0	0	0	324
Agree	2	626	0	0	0	0	0	674	0	0
Disagree	3	152	0	0	0	0	0	140	0	0
Strongly disagree	4	20	0	0	0	0	0	17	0	0
Don't know	8	11	0	0	0	0	0	6	0	0
No answer	9	12	0	0	0	0	0	26	0	0
Not applicable (Punches 4-8 on WRKSTAT)	0	853	2000	2000	2023	2023	2023	857	2044	2044

Q. The place where I work is run in a smooth and effective manner

[VAR: WKSMOOTH]

<u>RESPONSE</u>	<u>PUNCH</u>	<u>2006-1</u>	<u>2006-2</u>	<u>2006-3</u>	<u>2008-1</u>	<u>2008-2</u>	<u>2008-3</u>	<u>2010-1</u>	<u>2010-2</u>	<u>2010-3</u>
		Strongly agree	1	241	0	0	0	0	0	246
Agree	2	604	0	0	0	0	0	679	0	0
Disagree	3	220	0	0	0	0	0	179	0	0
Strongly disagree	4	55	0	0	0	0	0	46	0	0
Don't know	8	15	0	0	0	0	0	10	0	0
No answer	9	12	0	0	0	0	0	27	0	0
Not applicable (Punches 4-8 on WRKSTAT)	0	853	2000	2000	2023	2023	2023	857	2044	2044

R. Workers need strong trade unions to protect their interests

[VAR: TRDUNION]

<u>RESPONSE</u>	<u>PUNCH</u>	<u>2006-1</u>	<u>2006-2</u>	<u>2006-3</u>	<u>2008-1</u>	<u>2008-2</u>	<u>2008-3</u>	<u>2010-1</u>	<u>2010-2</u>	<u>2010-3</u>
		Strongly agree	1	116	0	0	0	0	0	101
Agree	2	331	0	0	0	0	0	413	0	0
Disagree	3	480	0	0	0	0	0	478	0	0
Strongly disagree	4	147	0	0	0	0	0	119	0	0
Don't know	8	61	0	0	0	0	0	47	0	0
No answer	9	12	0	0	0	0	0	29	0	0
Not applicable (Punches 4-8 on WRKSTAT)	0	853	2000	2000	2023	2023	2023	857	2044	2044

381. In your job, do you normally work as part of a team, or do you mostly work on your own?

[VAR: PARTTEAM]

<u>RESPONSE</u>	<u>PUNCH</u>	<u>2006-1</u>	<u>2006-2</u>	<u>2006-3</u>	<u>2008-1</u>	<u>2008-2</u>	<u>2008-3</u>	<u>2010-1</u>	<u>2010-2</u>	<u>2010-3</u>
		Yes, I work as part of a team	1	566	0	0	0	0	0	629
No, I work mostly on my own	2	561	0	0	0	0	0	531	0	0
Don't know	8	10	0	0	0	0	0	2	0	0
No answer	9	10	0	0	0	0	0	25	0	0
Not applicable (Punches 4-8 on WRKSTAT)	0	853	2000	2000	2023	2023	2023	857	2044	2044

382. A. In your job, how often do you take part with others in making decisions that affect you?

[VAR: WKDECIDE]

<u>RESPONSE</u>	<u>PUNCH</u>	<u>2006-1</u>	<u>2006-2</u>	<u>2006-3</u>	<u>2008-1</u>	<u>2008-2</u>	<u>2008-3</u>	<u>2010-1</u>	<u>2010-2</u>	<u>2010-3</u>
		Often	1	451	0	0	0	0	0	476
Sometimes	2	410	0	0	0	0	0	428	0	0
Rarely	3	169	0	0	0	0	0	156	0	0
Never	4	97	0	0	0	0	0	101	0	0
Don't know	8	11	0	0	0	0	0	2	0	0
No answer	9	9	0	0	0	0	0	24	0	0
Not applicable (Punches 4-8 on WRKSTAT)	0	853	2000	2000	2023	2023	2023	857	2044	2044

B. How often do you participate with others in helping set the way things are done on your job?

[VAR: SETTHNGS]

<u>RESPONSE</u>	<u>PUNCH</u>	<u>2006-1</u>	<u>2006-2</u>	<u>2006-3</u>	<u>2008-1</u>	<u>2008-2</u>	<u>2008-3</u>	<u>2010-1</u>	<u>2010-2</u>	<u>2010-3</u>
		Often	1	499	0	0	0	0	0	0
Sometimes	2	379	0	0	0	0	0	0	0	0
Rarely	3	157	0	0	0	0	0	0	0	0
Never	4	91	0	0	0	0	0	0	0	0
Don't know	8	12	0	0	0	0	0	0	0	0
No answer	9	9	0	0	0	0	0	0	0	0
Not applicable (Punches 4-8 on WRKSTAT)	0	853	2000	2000	2023	2023	2023	2044	2044	2044

C. How often are there not enough people or staff to get all the work done?

[VAR: TOOFEWWK]

<u>RESPONSE</u>	<u>PUNCH</u>	<u>2006-1</u>	<u>2006-2</u>	<u>2006-3</u>	<u>2008-1</u>	<u>2008-2</u>	<u>2008-3</u>	<u>2010-1</u>	<u>2010-2</u>	<u>2010-3</u>
		Often	1	323	0	0	0	0	0	264
Sometimes	2	381	0	0	0	0	0	402	0	0
Rarely	3	299	0	0	0	0	0	339	0	0
Never	4	124	0	0	0	0	0	151	0	0
Don't know	8	11	0	0	0	0	0	7	0	0
No answer	9	9	0	0	0	0	0	24	0	0
Not applicable (Punches 4-8 on WRKSTAT)	0	853	2000	2000	2023	2023	2023	857	2044	2044

383. Now I'm going to read you another list of statements about your main job. For each, please tell me if the statement is very true, somewhat true, not too true, or not at all true with respect to the work you do.

A. The chances for promotion are good

[VAR: PROMTEOK]

<u>RESPONSE</u>	<u>PUNCH</u>	<u>2006-1</u>	<u>2006-2</u>	<u>2006-3</u>	<u>2008-1</u>	<u>2008-2</u>	<u>2008-3</u>	<u>2010-1</u>	<u>2010-2</u>	<u>2010-3</u>
		Very true	1	201	0	0	0	0	0	197
Somewhat true	2	408	0	0	0	0	0	421	0	0
Not too true	3	255	0	0	0	0	0	272	0	0
Not at all true	4	232	0	0	0	0	0	252	0	0
Don't know	8	37	0	0	0	0	0	14	0	0
No answer	9	14	0	0	0	0	0	31	0	0
Not applicable (Punches 4-8 on WRKSTAT)	0	853	2000	2000	2023	2023	2023	857	2044	2044

B. I have an opportunity to develop my own special abilities

[VAR: OPDEVEL]

<u>RESPONSE</u>	<u>PUNCH</u>	<u>2006-1</u>	<u>2006-2</u>	<u>2006-3</u>	<u>2008-1</u>	<u>2008-2</u>	<u>2008-3</u>	<u>2010-1</u>	<u>2010-2</u>	<u>2010-3</u>
		Very true	1	442	0	0	0	0	0	463
Somewhat true	2	465	0	0	0	0	0	475	0	0
Not too true	3	131	0	0	0	0	0	142	0	0
Not at all true	4	84	0	0	0	0	0	75	0	0
Don't know	8	12	0	0	0	0	0	7	0	0
No answer	9	13	0	0	0	0	0	25	0	0
Not applicable (Punches 4-8 on WRKSTAT)	0	853	2000	2000	2023	2023	2023	857	2044	2044

C. I receive enough help and equipment to get the job done

[VAR: HLPEQUIP]

<u>RESPONSE</u>	<u>PUNCH</u>	<u>2006-1</u>	<u>2006-2</u>	<u>2006-3</u>	<u>2008-1</u>	<u>2008-2</u>	<u>2008-3</u>	<u>2010-1</u>	<u>2010-2</u>	<u>2010-3</u>
		Very true	1	515	0	0	0	0	0	536
Somewhat true	2	436	0	0	0	0	0	466	0	0
Not too true	3	114	0	0	0	0	0	106	0	0
Not at all true	4	56	0	0	0	0	0	52	0	0
Don't know	8	14	0	0	0	0	0	2	0	0
No answer	9	12	0	0	0	0	0	25	0	0
Not applicable (Punches 4-8 on WRKSTAT)	0	853	2000	2000	2023	2023	2023	857	2044	2044

D. I have enough information to get the job done

[VAR: HAVEINFO]

<u>RESPONSE</u>	<u>PUNCH</u>	<u>2006-1</u>	<u>2006-2</u>	<u>2006-3</u>	<u>2008-1</u>	<u>2008-2</u>	<u>2008-3</u>	<u>2010-1</u>	<u>2010-2</u>	<u>2010-3</u>
		Very true	1	631	0	0	0	0	0	664
Somewhat true	2	429	0	0	0	0	0	437	0	0
Not too true	3	43	0	0	0	0	0	43	0	0
Not at all true	4	21	0	0	0	0	0	18	0	0
Don't know	8	12	0	0	0	0	0	1	0	0
No answer	9	11	0	0	0	0	0	24	0	0
Not applicable (Punches 4-8 on WRKSTAT)	0	853	2000	2000	2023	2023	2023	857	2044	2044

E. I am given a lot of freedom to decide how to do my own work

[VAR: WKFREEDM]

<u>RESPONSE</u>	<u>PUNCH</u>	<u>2006-1</u>	<u>2006-2</u>	<u>2006-3</u>	<u>2008-1</u>	<u>2008-2</u>	<u>2008-3</u>	<u>2010-1</u>	<u>2010-2</u>	<u>2010-3</u>
		Very true	1	631	0	0	0	0	0	653
Somewhat true	2	342	0	0	0	0	0	364	0	0
Not too true	3	105	0	0	0	0	0	91	0	0
Not at all true	4	46	0	0	0	0	0	54	0	0
Don't know	8	12	0	0	0	0	0	1	0	0
No answer	9	11	0	0	0	0	0	24	0	0
Not applicable (Punches 4-8 on WRKSTAT)	0	853	2000	2000	2023	2023	2023	857	2044	2044

F. My fringe benefits are good

[VAR: FRINGEOK]

<u>RESPONSE</u>	<u>PUNCH</u>	<u>2006-1</u>	<u>2006-2</u>	<u>2006-3</u>	<u>2008-1</u>	<u>2008-2</u>	<u>2008-3</u>	<u>2010-1</u>	<u>2010-2</u>	<u>2010-3</u>
		Very true	1	424	0	0	0	0	0	416
Somewhat true	2	349	0	0	0	0	0	389	0	0
Not too true	3	136	0	0	0	0	0	138	0	0
Not at all true	4	205	0	0	0	0	0	202	0	0
Don't know	8	22	0	0	0	0	0	13	0	0
No answer	9	11	0	0	0	0	0	29	0	0
Not applicable (Punches 4-8 on WRKSTAT)	0	853	2000	2000	2023	2023	2023	857	2044	2044

G. My supervisor is concerned with the welfare of those under him or her

[VAR: SUPCARES]

<u>RESPONSE</u>	<u>PUNCH</u>	<u>2006-1</u>	<u>2006-2</u>	<u>2006-3</u>	<u>2008-1</u>	<u>2008-2</u>	<u>2008-3</u>	<u>2010-1</u>	<u>2010-2</u>	<u>2010-3</u>
		Very true	1	540	0	0	0	0	0	547
Somewhat true	2	361	0	0	0	0	0	374	0	0
Not too true	3	98	0	0	0	0	0	108	0	0
Not at all true	4	78	0	0	0	0	0	90	0	0
Don't know	8	50	0	0	0	0	0	29	0	0
No answer	9	20	0	0	0	0	0	39	0	0
Not applicable (Punches 4-8 on WRKSTAT)	0	853	2000	2000	2023	2023	2023	857	2044	2044

H. I am free from the conflicting demands that other people make of me

[VAR: CONDEMND]

<u>RESPONSE</u>	<u>PUNCH</u>	<u>2006-1</u>	<u>2006-2</u>	<u>2006-3</u>	<u>2008-1</u>	<u>2008-2</u>	<u>2008-3</u>	<u>2010-1</u>	<u>2010-2</u>	<u>2010-3</u>
		Very true	1	287	0	0	0	0	0	273
Somewhat true	2	482	0	0	0	0	0	539	0	0
Not too true	3	237	0	0	0	0	0	215	0	0
Not at all true	4	86	0	0	0	0	0	109	0	0
Don't know	8	42	0	0	0	0	0	23	0	0
No answer	9	13	0	0	0	0	0	28	0	0
Not applicable (Punches 4-8 on WRKSTAT)	0	853	2000	2000	2023	2023	2023	857	2044	2044

I. Promotions are handled fairly

[VAR: PROMTEFR]

<u>RESPONSE</u>	<u>PUNCH</u>	<u>2006-1</u>	<u>2006-2</u>	<u>2006-3</u>	<u>2008-1</u>	<u>2008-2</u>	<u>2008-3</u>	<u>2010-1</u>	<u>2010-2</u>	<u>2010-3</u>
		Very true	1	297	0	0	0	0	0	329
Somewhat true	2	420	0	0	0	0	0	443	0	0
Not too true	3	163	0	0	0	0	0	161	0	0
Not at all true	4	143	0	0	0	0	0	149	0	0
Don't know	8	106	0	0	0	0	0	63	0	0
No answer	9	18	0	0	0	0	0	42	0	0
Not applicable (Punches 4-8 on WRKSTAT)	0	853	2000	2000	2023	2023	2023	857	2044	2044

J. The people I work with take a personal interest in me

[VAR: COWRKINT]

<u>RESPONSE</u>	<u>PUNCH</u>	<u>2006-1</u>	<u>2006-2</u>	<u>2006-3</u>	<u>2008-1</u>	<u>2008-2</u>	<u>2008-3</u>	<u>2010-1</u>	<u>2010-2</u>	<u>2010-3</u>
		Very true	1	462	0	0	0	0	0	469
Somewhat true	2	477	0	0	0	0	0	508	0	0
Not too true	3	112	0	0	0	0	0	110	0	0
Not at all true	4	55	0	0	0	0	0	54	0	0
Don't know	8	27	0	0	0	0	0	18	0	0
No answer	9	14	0	0	0	0	0	28	0	0
Not applicable (Punches 4-8 on WRKSTAT)	0	853	2000	2000	2023	2023	2023	857	2044	2044

K. The job security is good

[VAR: JOBSECOK]

<u>RESPONSE</u>	<u>PUNCH</u>	<u>2006-1</u>	<u>2006-2</u>	<u>2006-3</u>	<u>2008-1</u>	<u>2008-2</u>	<u>2008-3</u>	<u>2010-1</u>	<u>2010-2</u>	<u>2010-3</u>
		Very true	1	600	0	0	0	0	0	560
Somewhat true	2	360	0	0	0	0	0	400	0	0
Not too true	3	102	0	0	0	0	0	98	0	0
Not at all true	4	58	0	0	0	0	0	91	0	0
Don't know	8	15	0	0	0	0	0	12	0	0
No answer	9	12	0	0	0	0	0	26	0	0
Not applicable (Punches 4-8 on WRKSTAT)	0	853	2000	2000	2023	2023	2023	857	2044	2044

L. My supervisor is helpful to me in getting the job done

[VAR: SUPHELP]

<u>RESPONSE</u>	<u>PUNCH</u>	<u>2006-1</u>	<u>2006-2</u>	<u>2006-3</u>	<u>2008-1</u>	<u>2008-2</u>	<u>2008-3</u>	<u>2010-1</u>	<u>2010-2</u>	<u>2010-3</u>
		Very true	1	516	0	0	0	0	0	541
Somewhat true	2	392	0	0	0	0	0	417	0	0
Not too true	3	101	0	0	0	0	0	91	0	0
Not at all true	4	72	0	0	0	0	0	75	0	0
Don't know	8	46	0	0	0	0	0	27	0	0
No answer	9	20	0	0	0	0	0	36	0	0
Not applicable (Punches 4-8 on WRKSTAT)	0	853	2000	2000	2023	2023	2023	857	2044	2044

M. I have enough time to get the job done

[VAR: WRKTIME]

<u>RESPONSE</u>	<u>PUNCH</u>	<u>2006-1</u>	<u>2006-2</u>	<u>2006-3</u>	<u>2008-1</u>	<u>2008-2</u>	<u>2008-3</u>	<u>2010-1</u>	<u>2010-2</u>	<u>2010-3</u>
		Very true	1	441	0	0	0	0	0	482
Somewhat true	2	479	0	0	0	0	0	491	0	0
Not too true	3	144	0	0	0	0	0	126	0	0
Not at all true	4	60	0	0	0	0	0	59	0	0
Don't know	8	10	0	0	0	0	0	4	0	0
No answer	9	13	0	0	0	0	0	25	0	0
Not applicable (Punches 4-8 on WRKSTAT)	0	853	2000	2000	2023	2023	2023	857	2044	2044

N. The people I work with can be relied on when I need help

[VAR: COWRKHLP]

<u>RESPONSE</u>	<u>PUNCH</u>	<u>2006-1</u>	<u>2006-2</u>	<u>2006-3</u>	<u>2008-1</u>	<u>2008-2</u>	<u>2008-3</u>	<u>2010-1</u>	<u>2010-2</u>	<u>2010-3</u>
		Very true	1	551	0	0	0	0	0	590
Somewhat true	2	453	0	0	0	0	0	445	0	0
Not too true	3	65	0	0	0	0	0	78	0	0
Not at all true	4	41	0	0	0	0	0	42	0	0
Don't know	8	23	0	0	0	0	0	5	0	0
No answer	9	14	0	0	0	0	0	27	0	0
Not applicable (Punches 4-8 on WRKSTAT)	0	853	2000	2000	2023	2023	2023	857	2044	2044

O. I have the training opportunities I need to perform my job safely and competently

[VAR: TRAINOPS]

<u>RESPONSE</u>	<u>PUNCH</u>	<u>2006-1</u>	<u>2006-2</u>	<u>2006-3</u>	<u>2008-1</u>	<u>2008-2</u>	<u>2008-3</u>	<u>2010-1</u>	<u>2010-2</u>	<u>2010-3</u>
		Very true	1	675	0	0	0	0	0	0
Somewhat true	2	352	0	0	0	0	0	0	0	0
Not too true	3	61	0	0	0	0	0	0	0	0
Not at all true	4	31	0	0	0	0	0	0	0	0
Don't know	8	14	0	0	0	0	0	0	0	0
No answer	9	14	0	0	0	0	0	0	0	0
Not applicable (Punches 4-8 on WRKSTAT)	0	853	2000	2000	2023	2023	2023	2044	2044	2044

384. In general, how would you describe relations in your work place between management and employees?

HAND CARD FZ

[VAR: MANVSEMP]

<u>RESPONSE</u>	<u>PUNCH</u>	<u>2006-1</u>	<u>2006-2</u>	<u>2006-3</u>	<u>2008-1</u>	<u>2008-2</u>	<u>2008-3</u>	<u>2010-1</u>	<u>2010-2</u>	<u>2010-3</u>
		Very good	1	380	0	0	0	0	0	393
Quite good	2	385	0	0	0	0	0	443	0	0
Neither good nor bad	3	260	0	0	0	0	0	216	0	0
Quite bad	4	52	0	0	0	0	0	77	0	0
Very bad	5	27	0	0	0	0	0	14	0	0
Don't know	8	28	0	0	0	0	0	10	0	0
No answer	9	15	0	0	0	0	0	34	0	0
Not applicable (Punches 4-8 on WRKSTAT)	0	853	2000	2000	2023	2023	2023	857	2044	2044

REMARKS: Hand Card FZ contains punches 1-5

385. Does your job require you to do repeated lifting, pushing, pulling or bending?

[VAR: HVYLIFT]

<u>RESPONSE</u>	<u>PUNCH</u>									
		<u>2006-1</u>	<u>2006-2</u>	<u>2006-3</u>	<u>2008-1</u>	<u>2008-2</u>	<u>2008-3</u>	<u>2010-1</u>	<u>2010-2</u>	<u>2010-3</u>
Yes	1	533	0	0	0	0	0	547	0	0
No	2	601	0	0	0	0	0	615	0	0
Don't know	8	2	0	0	0	0	0	2	0	0
No answer	9	11	0	0	0	0	0	23	0	0
Not applicable (Punches 4-8 on WRKSTAT)	0	853	2000	2000	2023	2023	2023	857	2044	2044

386. Does your job regularly require you to perform repetitive or forceful hand movements or involve awkward postures?

[VAR: HANDMOVE]

<u>RESPONSE</u>	<u>PUNCH</u>									
		<u>2006-1</u>	<u>2006-2</u>	<u>2006-3</u>	<u>2008-1</u>	<u>2008-2</u>	<u>2008-3</u>	<u>2010-1</u>	<u>2010-2</u>	<u>2010-3</u>
Yes	1	563	0	0	0	0	0	526	0	0
No	2	572	0	0	0	0	0	634	0	0
Don't know	8	2	0	0	0	0	0	3	0	0
No answer	9	10	0	0	0	0	0	24	0	0
Not applicable (Punches 4-8 on WRKSTAT)	0	853	2000	2000	2023	2023	2023	857	2044	2044

387. When you do your job well, are you likely to be praised by your supervisor or employer?

HAND CARD GA

[VAR: WKPRAISE]

<u>RESPONSE</u>	<u>PUNCH</u>									
		<u>2006-1</u>	<u>2006-2</u>	<u>2006-3</u>	<u>2008-1</u>	<u>2008-2</u>	<u>2008-3</u>	<u>2010-1</u>	<u>2010-2</u>	<u>2010-3</u>
Yes	1	600	0	0	0	0	0	609	0	0
Maybe	2	294	0	0	0	0	0	320	0	0
No	3	207	0	0	0	0	0	210	0	0
Don't know	8	30	0	0	0	0	0	14	0	0
No answer	9	16	0	0	0	0	0	34	0	0
Not applicable (Punches 4-8 on WRKSTAT)	0	853	2000	2000	2023	2023	2023	857	2044	2044

REMARKS: Hand Card GA contains punches 1-3

388. When you do your job well, are you likely to get a bonus or pay increase?

HAND CARD GB

[VAR: WKBONUS]

<u>RESPONSE</u>	<u>PUNCH</u>	<u>2006-1</u>	<u>2006-2</u>	<u>2006-3</u>	<u>2008-1</u>	<u>2008-2</u>	<u>2008-3</u>	<u>2010-1</u>	<u>2010-2</u>	<u>2010-3</u>
Yes	1	265	0	0	0	0	0	0	0	0
Maybe	2	191	0	0	0	0	0	0	0	0
No	3	658	0	0	0	0	0	0	0	0
Don't know	8	19	0	0	0	0	0	0	0	0
No answer	9	14	0	0	0	0	0	0	0	0
Not applicable (Punches 4-8 on WRKSTAT)	0	853	2000	2000	2023	2023	2023	2044	2044	2044

REMARKS: Hand Card GB contains punches 1-3

389. How fair is what you earn on your job in comparison to others doing the same type of work you do?

[VAR: FAIREARN]

<u>RESPONSE</u>	<u>PUNCH</u>	<u>2006-1</u>	<u>2006-2</u>	<u>2006-3</u>	<u>2008-1</u>	<u>2008-2</u>	<u>2008-3</u>	<u>2010-1</u>	<u>2010-2</u>	<u>2010-3</u>
Much less than you deserve	1	138	0	0	0	0	0	165	0	0
Somewhat less than you deserve	2	326	0	0	0	0	0	350	0	0
About as much as you deserve	3	547	0	0	0	0	0	534	0	0
Somewhat more than you deserve	4	68	0	0	0	0	0	62	0	0
Much more than you deserve	5	25	0	0	0	0	0	20	0	0
Don't know	8	29	0	0	0	0	0	25	0	0
No answer	9	14	0	0	0	0	0	31	0	0
Not applicable (Punches 4-8 on WRKSTAT)	0	853	2000	2000	2023	2023	2023	857	2044	2044

390. Do you feel that the income from your job alone is enough to meet your family's usual monthly expenses and bills?

[VAR: RINCBLLS]

<u>RESPONSE</u>	<u>PUNCH</u>	<u>2006-1</u>	<u>2006-2</u>	<u>2006-3</u>	<u>2008-1</u>	<u>2008-2</u>	<u>2008-3</u>	<u>2010-1</u>	<u>2010-2</u>	<u>2010-3</u>
Yes	1	548	0	0	0	0	0	506	0	0
No	2	583	0	0	0	0	0	646	0	0
Don't know	8	3	0	0	0	0	0	5	0	0
No answer	9	13	0	0	0	0	0	30	0	0
Not applicable (Punches 4-8 on WRKSTAT)	0	853	2000	2000	2023	2023	2023	857	2044	2044

391. Were you laid off your main job at any time in the last year?

[VAR: LAIDOFF]

<u>RESPONSE</u>	<u>PUNCH</u>									
		<u>2006-1</u>	<u>2006-2</u>	<u>2006-3</u>	<u>2008-1</u>	<u>2008-2</u>	<u>2008-3</u>	<u>2010-1</u>	<u>2010-2</u>	<u>2010-3</u>
Yes	1	74	0	0	0	0	0	112	0	0
No	2	1061	0	0	0	0	0	1048	0	0
Don't know	8	2	0	0	0	0	0	3	0	0
No answer	9	10	0	0	0	0	0	24	0	0
Not applicable (Punches 4-8 on WRKSTAT)	0	853	2000	2000	2023	2023	2023	857	2044	2044

392. How easy would it be for you to find a job with another employer with approximately the same income and fringe benefits as you have now?

HAND CARD GC

[VAR: JOBFIND1]

<u>RESPONSE</u>	<u>PUNCH</u>									
		<u>2006-1</u>	<u>2006-2</u>	<u>2006-3</u>	<u>2008-1</u>	<u>2008-2</u>	<u>2008-3</u>	<u>2010-1</u>	<u>2010-2</u>	<u>2010-3</u>
Very easy to find similar job	1	343	0	0	0	0	0	170	0	0
Somewhat easy to find similar job	2	410	0	0	0	0	0	398	0	0
Not easy at all to find similar job	3	366	0	0	0	0	0	573	0	0
Don't know	8	18	0	0	0	0	0	22	0	0
No answer	9	10	0	0	0	0	0	24	0	0
Not applicable (Punches 4-8 on WRKSTAT)	0	853	2000	2000	2023	2023	2023	857	2044	2044

REMARKS: Hand Card GC contains punches 1-3

394. Taking everything into consideration, how likely is it you will make a genuine effort to find a new job with another employer within the next year?

HAND CARD GD

[VAR: TRYNEWJB]

<u>RESPONSE</u>	<u>PUNCH</u>	<u>2006-1</u>	<u>2006-2</u>	<u>2006-3</u>	<u>2008-1</u>	<u>2008-2</u>	<u>2008-3</u>	<u>2010-1</u>	<u>2010-2</u>	<u>2010-3</u>
Very likely	1	184	0	0	0	0	0	222	0	0
Somewhat likely	2	241	0	0	0	0	0	256	0	0
Not at all likely	3	701	0	0	0	0	0	680	0	0
Don't know	8	11	0	0	0	0	0	5	0	0
No answer	9	10	0	0	0	0	0	24	0	0
Not applicable (Punches 4-8 on WRKSTAT)	0	853	2000	2000	2023	2023	2023	857	2044	2044

REMARKS: Hand Card GD contains punches 1-3

395. Do you feel in any way discriminated against on your job because of your age?

[VAR: WKAGEISM]

<u>RESPONSE</u>	<u>PUNCH</u>	<u>2006-1</u>	<u>2006-2</u>	<u>2006-3</u>	<u>2008-1</u>	<u>2008-2</u>	<u>2008-3</u>	<u>2010-1</u>	<u>2010-2</u>	<u>2010-3</u>
Yes	1	106	0	0	0	0	0	89	0	0
No	2	1026	0	0	0	0	0	1073	0	0
Don't know	8	3	0	0	0	0	0	2	0	0
No answer	9	12	0	0	0	0	0	23	0	0
Not applicable (Punches 4-8 on WRKSTAT)	0	853	2000	2000	2023	2023	2023	857	2044	2044

396. Do you feel in any way discriminated against on your job because of your race or ethnic origin?

[VAR: WKRACISM]

<u>RESPONSE</u>	<u>PUNCH</u>	<u>2006-1</u>	<u>2006-2</u>	<u>2006-3</u>	<u>2008-1</u>	<u>2008-2</u>	<u>2008-3</u>	<u>2010-1</u>	<u>2010-2</u>	<u>2010-3</u>
Yes	1	54	0	0	0	0	0	66	0	0
No	2	1079	0	0	0	0	0	1096	0	0
Don't know	8	3	0	0	0	0	0	2	0	0
No answer	9	11	0	0	0	0	0	23	0	0
Not applicable (Punches 4-8 on WRKSTAT)	0	853	2000	2000	2023	2023	2023	857	2044	2044

397. Do you feel in any way discriminated against on your job because of your gender?

[VAR: WKSEXISM]

<u>RESPONSE</u>	<u>PUNCH</u>	<u>2006-1</u>	<u>2006-2</u>	<u>2006-3</u>	<u>2008-1</u>	<u>2008-2</u>	<u>2008-3</u>	<u>2010-1</u>	<u>2010-2</u>	<u>2010-3</u>
		Yes	1	84	0	0	0	0	0	58
No	2	1048	0	0	0	0	0	1103	0	0
Don't know	8	4	0	0	0	0	0	3	0	0
No answer	9	11	0	0	0	0	0	23	0	0
Not applicable (Punches 4-8 on WRKSTAT)	0	853	2000	2000	2023	2023	2023	857	2044	2044

398. In the last 12 months, were you sexually harassed by anyone while you were on the job?

[VAR: WKHARSEX]

<u>RESPONSE</u>	<u>PUNCH</u>	<u>2006-1</u>	<u>2006-2</u>	<u>2006-3</u>	<u>2008-1</u>	<u>2008-2</u>	<u>2008-3</u>	<u>2010-1</u>	<u>2010-2</u>	<u>2010-3</u>
		Yes	1	43	0	0	0	0	0	35
No	2	1088	0	0	0	0	0	1125	0	0
Don't know	8	5	0	0	0	0	0	3	0	0
No answer	9	11	0	0	0	0	0	24	0	0
Not applicable (Punches 4-8 on WRKSTAT)	0	853	2000	2000	2023	2023	2023	857	2044	2044

399. In the last 12 months, were you threatened or harassed in any other way by anyone while you were on the job?

[VAR: WKHAROTH]

<u>RESPONSE</u>	<u>PUNCH</u>	<u>2006-1</u>	<u>2006-2</u>	<u>2006-3</u>	<u>2008-1</u>	<u>2008-2</u>	<u>2008-3</u>	<u>2010-1</u>	<u>2010-2</u>	<u>2010-3</u>
		Yes	1	112	0	0	0	0	0	111
No	2	1018	0	0	0	0	0	1050	0	0
Don't know	8	5	0	0	0	0	0	2	0	0
No answer	9	12	0	0	0	0	0	24	0	0
Not applicable (Punches 4-8 on WRKSTAT)	0	853	2000	2000	2023	2023	2023	857	2044	2044

400. Would you say that in general your health is Excellent, Very good, Good, Fair, or Poor?

HAND CARD GE

[VAR: HEALTH1]

<u>RESPONSE</u>	<u>PUNCH</u>	<u>2006-1</u>	<u>2006-2</u>	<u>2006-3</u>	<u>2008-1</u>	<u>2008-2</u>	<u>2008-3</u>	<u>2010-1</u>	<u>2010-2</u>	<u>2010-3</u>
		Excellent	1	307	331	0	0	0	0	282
Very good	2	314	392	0	0	0	0	355	0	0
Good	3	367	458	0	0	0	0	345	0	0
Fair	4	134	262	0	0	0	0	162	0	0
Poor	5	15	89	0	0	0	0	18	0	0
Don't know	8	1	3	0	0	0	0	1	0	0
No answer	9	9	1	0	0	0	0	24	0	0
Not applicable (Punches 4-8 on WRKSTAT)	0	853	464	2000	2023	2023	2023	857	2044	2044

REMARKS: Hand Card GE contains punches 1-5

401. A. Now thinking about your physical health, which includes physical illness and injury, for how many days during the past 30 days was your physical health not good?

[VAR: PHYSHLTH]

<u>RESPONSE</u>	<u>PUNCH</u>	<u>2006-1</u>	<u>2006-2</u>	<u>2006-3</u>	<u>2008-1</u>	<u>2008-2</u>	<u>2008-3</u>	<u>2010-1</u>	<u>2010-2</u>	<u>2010-3</u>
		0	0	771	0	0	0	0	0	669
1	1	53	0	0	0	0	0	93	73	0
2	2	85	0	0	0	0	0	91	94	0
3	3	45	0	0	0	0	0	63	83	0
4	4	24	0	0	0	0	0	45	35	0
5-9	5-9	58	0	0	0	0	0	75	127	0
10-19	10-16	48	0	0	0	0	0	58	102	0
20 days or more	20+	52	0	0	0	0	0	62	174	0
Don't know	98	9	0	0	0	0	0	6	7	0
No answer	99	2	0	0	0	0	0	25	4	0
Not applicable (Punches 4-8 on WRKSTAT)	-1	853	2000	2000	2023	2023	2023	857	493	2044

REMARKS: The numbers above are collapsed for convenience of display. This item is part of both the Quality of Working Life and ISSP Health & Healthcare modules

- B. Now thinking about your mental health, which includes stress, depression, and problems with emotions, for how many days during the past 30 days was your mental health not good?

[VAR: MNTLHLTH]

<u>RESPONSE</u>	<u>PUNCH</u>	<u>2006-1</u>	<u>2006-2</u>	<u>2006-3</u>	<u>2008-1</u>	<u>2008-2</u>	<u>2008-3</u>	<u>2010-1</u>	<u>2010-2</u>	<u>2010-3</u>
		0	0	730	0	0	0	0	0	646
1	1	36	0	0	0	0	0	63	0	0
2	2	77	0	0	0	0	0	77	0	0
3	3	56	0	0	0	0	0	48	0	0
4	4	25	0	0	0	0	0	43	0	0
5-9	5-9	85	0	0	0	0	0	101	0	0
10-19	10-19	58	0	0	0	0	0	95	0	0
20 or more days	20+	69	0	0	0	0	0	78	0	0
Don't know	98	2	0	0	0	0	0	8	0	0
No answer	99	9	0	0	0	0	0	28	0	0
Not applicable (Punches 4-8 on WRKSTAT)	-1	853	2000	2000	2023	2023	2023	857	2044	2044

REMARKS: The numbers above are collapsed for convenience of display. In 2004 and 2012, MNTLHLTH was asked as part of a NIOSH Workplace Conflict module. In other years, MNTLHLTH was asked as part of a Quality of Working Life module. It appears that these two different placements produce different distributions on MNTLHLTH. See also HLTHENGY.

- C. During the past 30 days, for about how many days did your poor physical or mental health keep you from doing your usual activities, such as self-care, work, or recreation?

[VAR: HLTHDAYS]

<u>RESPONSE</u>	<u>PUNCH</u>	<u>2006-1</u>	<u>2006-2</u>	<u>2006-3</u>	<u>2008-1</u>	<u>2008-2</u>	<u>2008-3</u>	<u>2010-1</u>	<u>2010-2</u>	<u>2010-3</u>
		0	0	915	0	0	0	0	0	859
1	1	43	0	0	0	0	0	53	0	0
2	2	48	0	0	0	0	0	52	0	0
3	3	27	0	0	0	0	0	42	0	0
4	4	18	0	0	0	0	0	25	0	0
5-9	5-9	36	0	0	0	0	0	61	0	0
10-19	10-19	28	0	0	0	0	0	35	0	0
20 or more days	20+	21	0	0	0	0	0	28	0	0
Don't know	98	2	0	0	0	0	0	6	0	0
No answer	99	9	0	0	0	0	0	26	0	0
Not applicable (Punches 4-8 on WRKSTAT)	-1	853	2000	2000	2023	2023	2023	857	2044	2044

REMARKS: The numbers above are collapsed for convenience of display.

402. How often during the past month have you felt used up at the end of the day?

HAND CARD GF

[VAR: USEDUP]

<u>RESPONSE</u>	<u>PUNCH</u>									
		<u>2006-1</u>	<u>2006-2</u>	<u>2006-3</u>	<u>2008-1</u>	<u>2008-2</u>	<u>2008-3</u>	<u>2010-1</u>	<u>2010-2</u>	<u>2010-3</u>
Very often	1	218	0	0	0	0	0	200	0	0
Often	2	252	0	0	0	0	0	279	0	0
Sometimes	3	397	0	0	0	0	0	382	0	0
Rarely	4	192	0	0	0	0	0	210	0	0
Never	5	78	0	0	0	0	0	89	0	0
Don't know	8	2	0	0	0	0	0	3	0	0
No answer	9	8	0	0	0	0	0	24	0	0
Not applicable (Punches 4-8 on WRKSTAT)	0	853	2000	2000	2023	2023	2023	857	2044	2044

REMARKS: Hand Card GF contains punches 1-5

403. A. In the past 12 months, have you had back pain every day for a week or more?

HAND CARD GF

[VAR: BACKPAIN]

<u>RESPONSE</u>	<u>PUNCH</u>									
		<u>2006-1</u>	<u>2006-2</u>	<u>2006-3</u>	<u>2008-1</u>	<u>2008-2</u>	<u>2008-3</u>	<u>2010-1</u>	<u>2010-2</u>	<u>2010-3</u>
Yes	1	311	0	0	0	0	0	297	0	0
No	2	827	0	0	0	0	0	863	0	0
Don't know	8	1	0	0	0	0	0	1	0	0
No answer	9	8	0	0	0	0	0	26	0	0
Not applicable (Punches 4-8 on WRKSTAT)	0	853	2000	2000	2023	2023	2023	857	2044	2044

REMARKS: Hand Card GG contains punches 1-2

B. In the past 12 months, have you had pain in the hands, wrists, arms, or shoulders every day for a week or more?

[VAR: PAINARMS]

<u>RESPONSE</u>	<u>PUNCH</u>	<u>2006-1</u>	<u>2006-2</u>	<u>2006-3</u>	<u>2008-1</u>	<u>2008-2</u>	<u>2008-3</u>	<u>2010-1</u>	<u>2010-2</u>	<u>2010-3</u>
		Yes	1	309	0	0	0	0	0	318
No	2	828	0	0	0	0	0	842	0	0
Don't know	8	1	0	0	0	0	0	1	0	0
No answer	9	9	0	0	0	0	0	26	0	0
Not applicable (Punches 4-8 on WRKSTAT)	0	853	2000	2000	2023	2023	2023	857	2044	2044

404. In the past 12 months, how many times have you been injured on the job?

INSTRUCTION: IF "NONE", WRITE 0; IF "DON'T KNOW", WRITE DK; IF "REFUSED", WRITE RF.

[VAR: HURTATWK]

<u>RESPONSE</u>	<u>PUNCH</u>	<u>2006-1</u>	<u>2006-2</u>	<u>2006-3</u>	<u>2008-1</u>	<u>2008-2</u>	<u>2008-3</u>	<u>2010-1</u>	<u>2010-2</u>	<u>2010-3</u>
		0 times	0	1002	0	0	0	0	0	1047
1	1	82	0	0	0	0	0	63	0	0
2	2	28	0	0	0	0	0	21	0	0
3	3	5	0	0	0	0	0	9	0	0
4	4	5	0	0	0	0	0	3	0	0
5	5	6	0	0	0	0	0	7	0	0
6	6	2	0	0	0	0	0	1	0	0
7 or more	7+	7	0	0	0	0	0	7	0	0
Don't know	8	1	0	0	0	0	0	3	0	0
No answer	9	9	0	0	0	0	0	26	0	0
Not applicable (Punches 4-8 on WRKSTAT)	-1	853	2000	2000	2023	2023	2023	857	2044	2044

405. My supervisor treats me fairly.

HAND CARD GH

[VAR: SPVTRFAIR]

<u>RESPONSE</u>	<u>PUNCH</u>	<u>PUNCH</u>								
		<u>2006-1</u>	<u>2006-2</u>	<u>2006-3</u>	<u>2008-1</u>	<u>2008-2</u>	<u>2008-3</u>	<u>2010-1</u>	<u>2010-2</u>	<u>2010-3</u>
Very true	1	0	0	0	0	0	0	669	0	0
Somewhat true	2	0	0	0	0	0	0	358	0	0
Not too true	3	0	0	0	0	0	0	51	0	0
Not at all true	4	0	0	0	0	0	0	45	0	0
Don't know	8	0	0	0	0	0	0	27	0	0
Refused	9	0	0	0	0	0	0	37	0	0
Not applicable (Punches 4-8 on WRKSTAT)	0	2000	2000	2000	2023	2023	2023	857	2044	2044

REMARKS: Hand Card GH contains punches 1-4

406. Do you supervise others at work as part of your job?

[VAR: SUPRVSJB]

<u>RESPONSE</u>	<u>PUNCH</u>	<u>PUNCH</u>								
		<u>2006-1</u>	<u>2006-2</u>	<u>2006-3</u>	<u>2008-1</u>	<u>2008-2</u>	<u>2008-3</u>	<u>2010-1</u>	<u>2010-2</u>	<u>2010-3</u>
Yes	1	0	0	0	0	0	0	419	0	0
No	2	0	0	0	0	0	0	744	0	0
Don't know	8	0	0	0	0	0	0	1	0	0
No answer	9	0	0	0	0	0	0	23	0	0
Not applicable (Punches 4-8 on WRKSTAT)	0	2000	2000	2000	2023	2023	2023	857	2044	2044

407. Do you have access to stress management or stress reduction programs at your current workplace?

[VAR: STRREDPG]

<u>RESPONSE</u>	<u>PUNCH</u>	<u>PUNCH</u>								
		<u>2006-1</u>	<u>2006-2</u>	<u>2006-3</u>	<u>2008-1</u>	<u>2008-2</u>	<u>2008-3</u>	<u>2010-1</u>	<u>2010-2</u>	<u>2010-3</u>
Yes	1	0	0	0	0	0	0	404	0	0
No	2	0	0	0	0	0	0	712	0	0
Don't know	8	0	0	0	0	0	0	48	0	0
Refused	9	0	0	0	0	0	0	23	0	0
Not applicable (Punches 4-8 on WRKSTAT)	0	2000	2000	2000	2023	2023	2023	857	2044	2044

408. A. Please rate the overall physical effort at the job you normally do.

[VAR: PHYEFFRT]

<u>RESPONSE</u>	<u>PUNCH</u>									
		<u>2006-1</u>	<u>2006-2</u>	<u>2006-3</u>	<u>2008-1</u>	<u>2008-2</u>	<u>2008-3</u>	<u>2010-1</u>	<u>2010-2</u>	<u>2010-3</u>
Very hard	1	0	0	0	0	0	0	101	0	0
Hard	2	0	0	0	0	0	0	133	0	0
Somewhat hard	3	0	0	0	0	0	0	294	0	0
Fairly light	4	0	0	0	0	0	0	329	0	0
Very light	5	0	0	0	0	0	0	302	0	0
Don't know	8	0	0	0	0	0	0	3	0	0
Refused	9	0	0	0	0	0	0	25	0	0
Not applicable (Punches 4-8 on WRKSTAT)	0	2000	2000	2000	2023	2023	2023	857	2044	2044

B. During the past 12 months, how often have you had trouble going to sleep or staying asleep?

HAND CARD J14

[VAR: SLPPRBLM]

<u>RESPONSE</u>	<u>PUNCH</u>									
		<u>2006-1</u>	<u>2006-2</u>	<u>2006-3</u>	<u>2008-1</u>	<u>2008-2</u>	<u>2008-3</u>	<u>2010-1</u>	<u>2010-2</u>	<u>2010-3</u>
Often	1	0	0	0	0	0	0	258	0	0
Sometimes	2	0	0	0	0	0	0	384	0	0
Rarely	3	0	0	0	0	0	0	315	0	0
Never	4	0	0	0	0	0	0	206	0	0
Don't know	8	0	0	0	0	0	0	1	0	0
Refused	9	0	0	0	0	0	0	23	0	0
Not applicable (Punches 4-8 on WRKSTAT)	0	2000	2000	2000	2023	2023	2023	857	2044	2044

REMARKS: Hand Card J14 contains punches 1-4

409. All in all, how satisfied would you say you are with your job?

HAND CARD GH

[VAR: SATJOB1]

<u>RESPONSE</u>	<u>PUNCH</u>	<u>2006-1</u>	<u>2006-2</u>	<u>2006-3</u>	<u>2008-1</u>	<u>2008-2</u>	<u>2008-3</u>	<u>2010-1</u>	<u>2010-2</u>	<u>2010-3</u>
Very satisfied	1	519	0	0	0	0	0	524	0	0
Somewhat satisfied	2	517	0	0	0	0	0	503	0	0
Not too satisfied	3	65	0	0	0	0	0	94	0	0
Not at all satisfied	4	36	0	0	0	0	0	40	0	0
Don't know	8	1	0	0	0	0	0	1	0	0
No answer	9	9	0	0	0	0	0	25	0	0
Not applicable (Punches 4-8 on WRKSTAT)	0	853	2000	2000	2023	2023	2023	857	2044	2044

REMARKS: Hand Card GH contains punches 1-4

**Topical Module: Number Known I
(NUMKNOWN-TRTMYRAC)**

409. Cases in Sample B (Ballots 4-6) should receive this variable. This variable is used to drive skips in a module. This variable should have a value of 1-5 using the following proportions: 1=50%, 2,3,4,5 = 12.5% each

[VAR: NUMKNOWN]

<u>RESPONSE</u>	<u>PUNCH</u>	<u>YEAR</u>								
		<u>2006-1</u>	<u>2006-2</u>	<u>2006-3</u>	<u>2008-1</u>	<u>2008-2</u>	<u>2008-3</u>	<u>2010-1</u>	<u>2010-2</u>	<u>2010-3</u>
Subset 1	1	503	0	0	0	0	0	0	0	0
Subset 2	2	120	0	0	0	0	0	0	0	0
Subset 3	3	136	0	0	0	0	0	0	0	0
Subset 4	4	130	0	0	0	0	0	0	0	0
Subset 5	5	118	0	0	0	0	0	0	0	0
Not applicable	0	993	2000	2000	2023	2023	2023	2044	2044	2044

REMARKS: This item was not asked to respondents. It was a preloaded item used to drive skips in a module. The following table shows which questions in the module belong to which subset of NUMKNOWN

Subset 1

ACQKEVIN-ACQCON
ACQREPS-ACQMYRAC
TRTKEVIN-TRTMYRAC

Subset 2

ACQKEVIN-ACQRACHL
ACQJOSE-ACQMARIA
ACQCOPS-ACQMILS
ACQNHMRK-ACQNHCOH
ACQWKMRK-ACQWKCOH
ACQVAMRK-ACQVACOH
ACQREPS-ACQMYRAC

Subset 3

ACQKEVIN-ACQRACHL
ACQJOSE-ACQMARIA
ACQCOPS-ACQMILS
ACQFMMRK-ACQFMCOH
ACQWKMRK-ACQWKCOH
ACQVAMRK-ACQVACOH
ACQREPS-ACQMYRAC

Subset 4

ACQKEVIN-ACQRACHL
ACQJOSE-ACQMARIA
ACQCOPS-ACQMILS
ACQFMMRK-ACQFMCOH
ACQNHMRK-ACQNHCOH
ACQVAMRK-ACQVACOH
ACQREPS-ACQMYRAC

Subset 5

ACQKEVIN-ACQRACHL
ACQJOSE-ACQMARIA
ACQCOPS-ACQMILS
ACQFMMRK-ACQFMCOH
ACQNHMRK-ACQNHCOH
ACQWKMRK-ACQWKCOH
ACQREPS-ACQMYRAC

411. I'm going to ask you some questions about all the people that you are acquainted with, meaning that you know their name and would stop and talk at least for a moment if you ran into the person on the street or in a shopping mall. Some of these questions may seem unusual but they are an important way to help us understand more about social networks in America. Please answer the questions as best you can.

A. How many of the people you are acquainted with are named Kevin?

[VAR: ACQKEVIN]

<u>RESPONSE</u>	<u>PUNCH</u>	<u>YEAR</u>								
		<u>2006-1</u>	<u>2006-2</u>	<u>2006-3</u>	<u>2008-1</u>	<u>2008-2</u>	<u>2008-3</u>	<u>2010-1</u>	<u>2010-2</u>	<u>2010-3</u>
0	1	303	0	0	0	0	0	0	0	0
1	2	295	0	0	0	0	0	0	0	0
2-5	3	298	0	0	0	0	0	0	0	0
6-10	4	13	0	0	0	0	0	0	0	0
More than 10	5	9	0	0	0	0	0	0	0	0
Don't Know	8	5	0	0	0	0	0	0	0	0
Refused	9	15	0	0	0	0	0	0	0	0
Not applicable	0	1062	2000	2000	2023	2023	2023	2044	2044	2044

B. How many [IF NUMKNOWN = 3-5 DISPLAY: of the people you are acquainted with] are named Karen?

[VAR: ACQKAREN]

<u>RESPONSE</u>	<u>PUNCH</u>	<u>YEAR</u>								
		<u>2006-1</u>	<u>2006-2</u>	<u>2006-3</u>	<u>2008-1</u>	<u>2008-2</u>	<u>2008-3</u>	<u>2010-1</u>	<u>2010-2</u>	<u>2010-3</u>
0	1	314	0	0	0	0	0	0	0	0
1	2	271	0	0	0	0	0	0	0	0
2-5	3	290	0	0	0	0	0	0	0	0
6-10	4	34	0	0	0	0	0	0	0	0
More than 10	5	11	0	0	0	0	0	0	0	0
Don't Know	8	4	0	0	0	0	0	0	0	0
Refused	9	14	0	0	0	0	0	0	0	0
Not applicable	0	1062	2000	2000	2023	2023	2023	2044	2044	2044

C. How many are named Shawn?

[VAR: ACQSHAWN]

<u>RESPONSE</u>	<u>PUNCH</u>	<u>YEAR</u>								
		<u>2006-1</u>	<u>2006-2</u>	<u>2006-3</u>	<u>2008-1</u>	<u>2008-2</u>	<u>2008-3</u>	<u>2010-1</u>	<u>2010-2</u>	<u>2010-3</u>
0	1	363	0	0	0	0	0	0	0	0
1	2	293	0	0	0	0	0	0	0	0
2-5	3	239	0	0	0	0	0	0	0	0
6-10	4	20	0	0	0	0	0	0	0	0
More than 10	5	6	0	0	0	0	0	0	0	0
Don't Know	8	3	0	0	0	0	0	0	0	0
Refused	9	14	0	0	0	0	0	0	0	0
Not applicable	0	1062	2000	2000	2023	2023	2023	2044	2044	2044

D. How many are named Brenda?

[VAR: ACQBRNDA]

<u>RESPONSE</u>	<u>PUNCH</u>	<u>YEAR</u>								
		<u>2006-1</u>	<u>2006-2</u>	<u>2006-3</u>	<u>2008-1</u>	<u>2008-2</u>	<u>2008-3</u>	<u>2010-1</u>	<u>2010-2</u>	<u>2010-3</u>
0	1	386	0	0	0	0	0	0	0	0
1	2	323	0	0	0	0	0	0	0	0
2-5	3	192	0	0	0	0	0	0	0	0
6-10	4	11	0	0	0	0	0	0	0	0
More than 10	5	8	0	0	0	0	0	0	0	0
Don't Know	8	4	0	0	0	0	0	0	0	0
Refused	9	14	0	0	0	0	0	0	0	0
Not applicable	0	1062	2000	2000	2023	2023	2023	2044	2044	2044

E. How many are named Keith?

[VAR: ACQKEITH]

<u>RESPONSE</u>	<u>PUNCH</u>	<u>YEAR</u>								
		<u>2006-1</u>	<u>2006-2</u>	<u>2006-3</u>	<u>2008-1</u>	<u>2008-2</u>	<u>2008-3</u>	<u>2010-1</u>	<u>2010-2</u>	<u>2010-3</u>
0	1	397	0	0	0	0	0	0	0	0
1	2	315	0	0	0	0	0	0	0	0
2-5	3	199	0	0	0	0	0	0	0	0
6-10	4	5	0	0	0	0	0	0	0	0
More than 10	5	3	0	0	0	0	0	0	0	0
Don't Know	8	5	0	0	0	0	0	0	0	0
Refused	9	14	0	0	0	0	0	0	0	0
Not applicable	0	1062	2000	2000	2023	2023	2023	2044	2044	2044

F. How many are named Rachel?

[VAR: ACQRACHL]

<u>RESPONSE</u>	<u>PUNCH</u>	<u>YEAR</u>								
		<u>2006-1</u>	<u>2006-2</u>	<u>2006-3</u>	<u>2008-1</u>	<u>2008-2</u>	<u>2008-3</u>	<u>2010-1</u>	<u>2010-2</u>	<u>2010-3</u>
0	1	437	0	0	0	0	0	0	0	0
1	2	289	0	0	0	0	0	0	0	0
2-5	3	173	0	0	0	0	0	0	0	0
6-10	4	17	0	0	0	0	0	0	0	0
More than 10	5	4	0	0	0	0	0	0	0	0
Don't Know	8	4	0	0	0	0	0	0	0	0
Refused	9	14	0	0	0	0	0	0	0	0
Not applicable	0	1062	2000	2000	2023	2023	2023	2044	2044	2044

G. How many are named Mark?

[VAR: ACQMARK]

<u>RESPONSE</u>	<u>PUNCH</u>	<u>YEAR</u>								
		<u>2006-1</u>	<u>2006-2</u>	<u>2006-3</u>	<u>2008-1</u>	<u>2008-2</u>	<u>2008-3</u>	<u>2010-1</u>	<u>2010-2</u>	<u>2010-3</u>
0	1	112	0	0	0	0	0	0	0	0
1	2	131	0	0	0	0	0	0	0	0
2-5	3	172	0	0	0	0	0	0	0	0
6-10	4	24	0	0	0	0	0	0	0	0
More than 10	5	13	0	0	0	0	0	0	0	0
Don't Know	8	3	0	0	0	0	0	0	0	0
Refused	9	9	0	0	0	0	0	0	0	0
Not applicable	0	1536	2000	2000	2023	2023	2023	2044	2044	2044

H. How many are named Linda?

[VAR: ACQLINDA]

<u>RESPONSE</u>	<u>PUNCH</u>	<u>YEAR</u>								
		<u>2006-1</u>	<u>2006-2</u>	<u>2006-3</u>	<u>2008-1</u>	<u>2008-2</u>	<u>2008-3</u>	<u>2010-1</u>	<u>2010-2</u>	<u>2010-3</u>
0	1	113	0	0	0	0	0	0	0	0
1	2	146	0	0	0	0	0	0	0	0
2-5	3	172	0	0	0	0	0	0	0	0
6-10	4	16	0	0	0	0	0	0	0	0
More than 10	5	4	0	0	0	0	0	0	0	0
Don't Know	8	4	0	0	0	0	0	0	0	0
Refused	9	9	0	0	0	0	0	0	0	0
Not applicable	0	1536	2000	2000	2023	2023	2023	2044	2044	2044

I. How many are named Jose?

[VAR: ACQJOSE]

<u>RESPONSE</u>	<u>PUNCH</u>	<u>YEAR</u>								
		<u>2006-1</u>	<u>2006-2</u>	<u>2006-3</u>	<u>2008-1</u>	<u>2008-2</u>	<u>2008-3</u>	<u>2010-1</u>	<u>2010-2</u>	<u>2010-3</u>
0	1	553	0	0	0	0	0	0	0	0
1	2	194	0	0	0	0	0	0	0	0
2-5	3	137	0	0	0	0	0	0	0	0
6-10	4	21	0	0	0	0	0	0	0	0
More than 10	5	16	0	0	0	0	0	0	0	0
Don't Know	8	3	0	0	0	0	0	0	0	0
Refused	9	14	0	0	0	0	0	0	0	0
Not applicable	0	1062	2000	2000	2023	2023	2023	2044	2044	2044

J. How many are named Maria?

[VAR: ACQMARIA]

<u>RESPONSE</u>	<u>PUNCH</u>	<u>YEAR</u>								
		<u>2006-1</u>	<u>2006-2</u>	<u>2006-3</u>	<u>2008-1</u>	<u>2008-2</u>	<u>2008-3</u>	<u>2010-1</u>	<u>2010-2</u>	<u>2010-3</u>
0	1	480	0	0	0	0	0	0	0	0
1	2	218	0	0	0	0	0	0	0	0
2-5	3	192	0	0	0	0	0	0	0	0
6-10	4	18	0	0	0	0	0	0	0	0
More than 10	5	13	0	0	0	0	0	0	0	0
Don't Know	8	3	0	0	0	0	0	0	0	0
Refused	9	14	0	0	0	0	0	0	0	0
Not applicable	0	1062	2000	2000	2023	2023	2023	2044	2044	2044

K. How many of the people that you are acquainted with are you pretty certain are currently unemployed?

[VAR: ACQUNEMP]

<u>RESPONSE</u>	<u>PUNCH</u>	<u>YEAR</u>								
		<u>2006-1</u>	<u>2006-2</u>	<u>2006-3</u>	<u>2008-1</u>	<u>2008-2</u>	<u>2008-3</u>	<u>2010-1</u>	<u>2010-2</u>	<u>2010-3</u>
0	1	189	0	0	0	0	0	0	0	0
1	2	72	0	0	0	0	0	0	0	0
2-5	3	102	0	0	0	0	0	0	0	0
6-10	4	27	0	0	0	0	0	0	0	0
More than 10	5	40	0	0	0	0	0	0	0	0
Don't Know	8	25	0	0	0	0	0	0	0	0
Refused	9	9	0	0	0	0	0	0	0	0
Not applicable	0	1536	2000	2000	2023	2023	2023	2044	2044	2044

L. How many are you pretty certain own a second home?

[VAR: ACQHOMI]

<u>RESPONSE</u>	<u>PUNCH</u>	<u>YEAR</u>								
		<u>2006-1</u>	<u>2006-2</u>	<u>2006-3</u>	<u>2008-1</u>	<u>2008-2</u>	<u>2008-3</u>	<u>2010-1</u>	<u>2010-2</u>	<u>2010-3</u>
0	1	222	0	0	0	0	0	0	0	0
1	2	50	0	0	0	0	0	0	0	0
2-5	3	119	0	0	0	0	0	0	0	0
6-10	4	25	0	0	0	0	0	0	0	0
More than 10	5	16	0	0	0	0	0	0	0	0
Don't Know	8	23	0	0	0	0	0	0	0	0
Refused	9	9	0	0	0	0	0	0	0	0
Not applicable	0	1536	2000	2000	2023	2023	2023	2044	2044	2044

M. How many are you pretty certain are currently in state or federal prison?

[VAR: ACQPRISN]

<u>RESPONSE</u>	<u>PUNCH</u>	<u>YEAR</u>								
		<u>2006-1</u>	<u>2006-2</u>	<u>2006-3</u>	<u>2008-1</u>	<u>2008-2</u>	<u>2008-3</u>	<u>2010-1</u>	<u>2010-2</u>	<u>2010-3</u>
0	1	351	0	0	0	0	0	0	0	0
1	2	58	0	0	0	0	0	0	0	0
2-5	3	25	0	0	0	0	0	0	0	0
6-10	4	7	0	0	0	0	0	0	0	0
More than 10	5	3	0	0	0	0	0	0	0	0
Don't Know	8	10	0	0	0	0	0	0	0	0
Refused	9	10	0	0	0	0	0	0	0	0
Not applicable	0	1536	2000	2000	2023	2023	2023	2044	2044	2044

N. How many are Asian or Asian-American?

[VAR: ACQASIAN]

<u>RESPONSE</u>	<u>PUNCH</u>	<u>YEAR</u>								
		<u>2006-1</u>	<u>2006-2</u>	<u>2006-3</u>	<u>2008-1</u>	<u>2008-2</u>	<u>2008-3</u>	<u>2010-1</u>	<u>2010-2</u>	<u>2010-3</u>
0	1	235	0	0	0	0	0	0	0	0
1	2	55	0	0	0	0	0	0	0	0
2-5	3	99	0	0	0	0	0	0	0	0
6-10	4	21	0	0	0	0	0	0	0	0
More than 10	5	39	0	0	0	0	0	0	0	0
Don't Know	8	6	0	0	0	0	0	0	0	0
Refused	9	9	0	0	0	0	0	0	0	0
Not applicable	0	1536	2000	2000	2023	2023	2023	2044	2044	2044

O. How many are Black or African-American?

[VAR: ACQBLACK]

<u>RESPONSE</u>	<u>PUNCH</u>	<u>YEAR</u>								
		<u>2006-1</u>	<u>2006-2</u>	<u>2006-3</u>	<u>2008-1</u>	<u>2008-2</u>	<u>2008-3</u>	<u>2010-1</u>	<u>2010-2</u>	<u>2010-3</u>
0	1	111	0	0	0	0	0	0	0	0
1	2	33	0	0	0	0	0	0	0	0
2-5	3	142	0	0	0	0	0	0	0	0
6-10	4	55	0	0	0	0	0	0	0	0
More than 10	5	107	0	0	0	0	0	0	0	0
Don't Know	8	7	0	0	0	0	0	0	0	0
Refused	9	9	0	0	0	0	0	0	0	0
Not applicable	0	1536	2000	2000	2023	2023	2023	2044	2044	2044

P. How many are Hispanic?

[VAR: ACQHISP]

<u>RESPONSE</u>	<u>PUNCH</u>	<u>YEAR</u>								
		<u>2006-1</u>	<u>2006-2</u>	<u>2006-3</u>	<u>2008-1</u>	<u>2008-2</u>	<u>2008-3</u>	<u>2010-1</u>	<u>2010-2</u>	<u>2010-3</u>
0	1	147	0	0	0	0	0	0	0	0
1	2	47	0	0	0	0	0	0	0	0
2-5	3	131	0	0	0	0	0	0	0	0
6-10	4	51	0	0	0	0	0	0	0	0
More than 10	5	74	0	0	0	0	0	0	0	0
Don't Know	8	5	0	0	0	0	0	0	0	0
Refused	9	9	0	0	0	0	0	0	0	0
Not applicable	0	1536	2000	2000	2023	2023	2023	2044	2044	2044

Q. How many are white?

[VAR: ACQWHITE]

<u>RESPONSE</u>	<u>PUNCH</u>	<u>YEAR</u>								
		<u>2006-1</u>	<u>2006-2</u>	<u>2006-3</u>	<u>2008-1</u>	<u>2008-2</u>	<u>2008-3</u>	<u>2010-1</u>	<u>2010-2</u>	<u>2010-3</u>
0	1	20	0	0	0	0	0	0	0	0
1	2	7	0	0	0	0	0	0	0	0
2-5	3	26	0	0	0	0	0	0	0	0
6-10	4	36	0	0	0	0	0	0	0	0
More than 10	5	361	0	0	0	0	0	0	0	0
Don't Know	8	5	0	0	0	0	0	0	0	0
Refused	9	9	0	0	0	0	0	0	0	0
Not applicable	0	1536	2000	2000	2023	2023	2023	2044	2044	2044

R. How many are you pretty certain are gay men or women?

[VAR: ACQGAY]

<u>RESPONSE</u>	<u>PUNCH</u>	<u>YEAR</u>								
		<u>2006-1</u>	<u>2006-2</u>	<u>2006-3</u>	<u>2008-1</u>	<u>2008-2</u>	<u>2008-3</u>	<u>2010-1</u>	<u>2010-2</u>	<u>2010-3</u>
0	1	206	0	0	0	0	0	0	0	0
1	2	49	0	0	0	0	0	0	0	0
2-5	3	125	0	0	0	0	0	0	0	0
6-10	4	23	0	0	0	0	0	0	0	0
More than 10	5	29	0	0	0	0	0	0	0	0
Don't Know	8	23	0	0	0	0	0	0	0	0
Refused	9	9	0	0	0	0	0	0	0	0
Not applicable	0	1536	2000	2000	2023	2023	2023	2044	2044	2044

S. How many of the women that you are acquainted with are you pretty certain live in a romantic relationship with a man to whom they are not married?

[VAR: ACQCOHAB]

<u>RESPONSE</u>	<u>PUNCH</u>	<u>YEAR</u>								
		<u>2006-1</u>	<u>2006-2</u>	<u>2006-3</u>	<u>2008-1</u>	<u>2008-2</u>	<u>2008-3</u>	<u>2010-1</u>	<u>2010-2</u>	<u>2010-3</u>
0	1	155	0	0	0	0	0	0	0	0
1	2	58	0	0	0	0	0	0	0	0
2-5	3	137	0	0	0	0	0	0	0	0
6-10	4	25	0	0	0	0	0	0	0	0
More than 10	5	53	0	0	0	0	0	0	0	0
Don't Know	8	27	0	0	0	0	0	0	0	0
Refused	9	9	0	0	0	0	0	0	0	0
Not applicable	0	1536	2000	2000	2023	2023	2023	2044	2044	2044

T. How many of the people that you are acquainted with are you pretty certain attend religious services on a regular basis?

[VAR: ACQGOATT]

<u>RESPONSE</u>	<u>PUNCH</u>	<u>YEAR</u>								
		<u>2006-1</u>	<u>2006-2</u>	<u>2006-3</u>	<u>2008-1</u>	<u>2008-2</u>	<u>2008-3</u>	<u>2010-1</u>	<u>2010-2</u>	<u>2010-3</u>
0	1	32	0	0	0	0	0	0	0	0
1	2	18	0	0	0	0	0	0	0	0
2-5	3	103	0	0	0	0	0	0	0	0
6-10	4	55	0	0	0	0	0	0	0	0
More than 10	5	211	0	0	0	0	0	0	0	0
Don't Know	8	36	0	0	0	0	0	0	0	0
Refused	9	9	0	0	0	0	0	0	0	0
Not applicable	0	1536	2000	2000	2023	2023	2023	2044	2044	2044

U. How many are you pretty certain attend religious services rarely or never?

[VAR: ACQNOATT]

<u>RESPONSE</u>	<u>PUNCH</u>	<u>YEAR</u>								
		<u>2006-1</u>	<u>2006-2</u>	<u>2006-3</u>	<u>2008-1</u>	<u>2008-2</u>	<u>2008-3</u>	<u>2010-1</u>	<u>2010-2</u>	<u>2010-3</u>
0	1	37	0	0	0	0	0	0	0	0
1	2	11	0	0	0	0	0	0	0	0
2-5	3	106	0	0	0	0	0	0	0	0
6-10	4	59	0	0	0	0	0	0	0	0
More than 10	5	201	0	0	0	0	0	0	0	0
Don't Know	8	41	0	0	0	0	0	0	0	0
Refused	9	9	0	0	0	0	0	0	0	0
Not applicable	0	1536	2000	2000	2023	2023	2023	2044	2044	2044

V. How many are you pretty certain are strongly liberal?

[VAR: ACQLIB]

<u>RESPONSE</u>	<u>PUNCH</u>	<u>YEAR</u>								
		<u>2006-1</u>	<u>2006-2</u>	<u>2006-3</u>	<u>2008-1</u>	<u>2008-2</u>	<u>2008-3</u>	<u>2010-1</u>	<u>2010-2</u>	<u>2010-3</u>
0	1	53	0	0	0	0	0	0	0	0
1	2	27	0	0	0	0	0	0	0	0
2-5	3	134	0	0	0	0	0	0	0	0
6-10	4	49	0	0	0	0	0	0	0	0
More than 10	5	108	0	0	0	0	0	0	0	0
Don't Know	8	84	0	0	0	0	0	0	0	0
Refused	9	9	0	0	0	0	0	0	0	0
Not applicable	0	1536	2000	2000	2023	2023	2023	2044	2044	2044

W. How many are you pretty certain are strongly conservative?

[VAR: ACQCON]

<u>RESPONSE</u>	<u>PUNCH</u>	<u>YEAR</u>								
		<u>2006-1</u>	<u>2006-2</u>	<u>2006-3</u>	<u>2008-1</u>	<u>2008-2</u>	<u>2008-3</u>	<u>2010-1</u>	<u>2010-2</u>	<u>2010-3</u>
0	1	44	0	0	0	0	0	0	0	0
1	2	27	0	0	0	0	0	0	0	0
2-5	3	110	0	0	0	0	0	0	0	0
6-10	4	68	0	0	0	0	0	0	0	0
More than 10	5	127	0	0	0	0	0	0	0	0
Don't Know	8	79	0	0	0	0	0	0	0	0
Refused	9	9	0	0	0	0	0	0	0	0
Not applicable	0	1536	2000	2000	2023	2023	2023	2044	2044	2044

412. A. How many of the people you are acquainted with are police officers?

[VAR: ACQCOPS]

<u>RESPONSE</u>	<u>PUNCH</u>	<u>YEAR</u>								
		<u>2006-1</u>	<u>2006-2</u>	<u>2006-3</u>	<u>2008-1</u>	<u>2008-2</u>	<u>2008-3</u>	<u>2010-1</u>	<u>2010-2</u>	<u>2010-3</u>
0	1	183	0	0	0	0	0	0	0	0
1	2	102	0	0	0	0	0	0	0	0
2-5	3	134	0	0	0	0	0	0	0	0
6-10	4	24	0	0	0	0	0	0	0	0
More than 10	5	27	0	0	0	0	0	0	0	0
Don't know	8	0	0	0	0	0	0	0	0	0
Refused to answer	9	4	0	0	0	0	0	0	0	0
Not applicable	0	1526	2000	2000	2023	2023	2023	2044	2044	2044

B. How many are lawyers?

[VAR: ACQLAWS]

<u>RESPONSE</u>	<u>PUNCH</u>	<u>YEAR</u>								
		<u>2006-1</u>	<u>2006-2</u>	<u>2006-3</u>	<u>2008-1</u>	<u>2008-2</u>	<u>2008-3</u>	<u>2010-1</u>	<u>2010-2</u>	<u>2010-3</u>
0	1	204	0	0	0	0	0	0	0	0
1	2	82	0	0	0	0	0	0	0	0
2-5	3	150	0	0	0	0	0	0	0	0
6-10	4	18	0	0	0	0	0	0	0	0
More than 10	5	16	0	0	0	0	0	0	0	0
Don't know	8	0	0	0	0	0	0	0	0	0
Refused to answer	9	4	0	0	0	0	0	0	0	0
Not applicable	0	1526	2000	2000	2023	2023	2023	2044	2044	2044

C. How many are social workers?

[VAR: ACQSOCS]

<u>RESPONSE</u>	<u>PUNCH</u>	<u>YEAR</u>								
		<u>2006-1</u>	<u>2006-2</u>	<u>2006-3</u>	<u>2008-1</u>	<u>2008-2</u>	<u>2008-3</u>	<u>2010-1</u>	<u>2010-2</u>	<u>2010-3</u>
0	1	252	0	0	0	0	0	0	0	0
1	2	89	0	0	0	0	0	0	0	0
2-5	3	97	0	0	0	0	0	0	0	0
6-10	4	20	0	0	0	0	0	0	0	0
More than 10	5	11	0	0	0	0	0	0	0	0
Don't know	8	1	0	0	0	0	0	0	0	0
Refused to answer	9	4	0	0	0	0	0	0	0	0
Not applicable	0	1526	2000	2000	2023	2023	2023	2044	2044	2044

D. How many are janitors or building cleaners?

[VAR: ACQJANS]

<u>RESPONSE</u>	<u>PUNCH</u>	<u>YEAR</u>								
		<u>2006-1</u>	<u>2006-2</u>	<u>2006-3</u>	<u>2008-1</u>	<u>2008-2</u>	<u>2008-3</u>	<u>2010-1</u>	<u>2010-2</u>	<u>2010-3</u>
0	1	220	0	0	0	0	0	0	0	0
1	2	96	0	0	0	0	0	0	0	0
2-5	3	115	0	0	0	0	0	0	0	0
6-10	4	21	0	0	0	0	0	0	0	0
More than 10	5	15	0	0	0	0	0	0	0	0
Don't know	8	3	0	0	0	0	0	0	0	0
Refused to answer	9	4	0	0	0	0	0	0	0	0
Not applicable	0	1526	2000	2000	2023	2023	2023	2044	2044	2044

E. How many are child care workers?

[VAR: ACQCHILD]

<u>RESPONSE</u>	<u>PUNCH</u>	<u>YEAR</u>								
		<u>2006-1</u>	<u>2006-2</u>	<u>2006-3</u>	<u>2008-1</u>	<u>2008-2</u>	<u>2008-3</u>	<u>2010-1</u>	<u>2010-2</u>	<u>2010-3</u>
0	1	227	0	0	0	0	0	0	0	0
1	2	73	0	0	0	0	0	0	0	0
2-5	3	136	0	0	0	0	0	0	0	0
6-10	4	22	0	0	0	0	0	0	0	0
More than 10	5	11	0	0	0	0	0	0	0	0
Don't know	8	1	0	0	0	0	0	0	0	0
Refused to answer	9	4	0	0	0	0	0	0	0	0
Not applicable	0	1526	2000	2000	2023	2023	2023	2044	2044	2044

F. How many are electricians?

[VAR: ACQELECS]

<u>RESPONSE</u>	<u>PUNCH</u>	<u>YEAR</u>								
		<u>2006-1</u>	<u>2006-2</u>	<u>2006-3</u>	<u>2008-1</u>	<u>2008-2</u>	<u>2008-3</u>	<u>2010-1</u>	<u>2010-2</u>	<u>2010-3</u>
0	1	171	0	0	0	0	0	0	0	0
1	2	116	0	0	0	0	0	0	0	0
2-5	3	148	0	0	0	0	0	0	0	0
6-10	4	15	0	0	0	0	0	0	0	0
More than 10	5	19	0	0	0	0	0	0	0	0
Don't know	8	1	0	0	0	0	0	0	0	0
Refused to answer	9	4	0	0	0	0	0	0	0	0
Not applicable	0	1526	2000	2000	2023	2023	2023	2044	2044	2044

G. How many of the people you are acquainted with are currently serving in the armed forces?

[VAR: ACQMILS]

<u>RESPONSE</u>	<u>PUNCH</u>	<u>YEAR</u>								
		<u>2006-1</u>	<u>2006-2</u>	<u>2006-3</u>	<u>2008-1</u>	<u>2008-2</u>	<u>2008-3</u>	<u>2010-1</u>	<u>2010-2</u>	<u>2010-3</u>
0	1	206	0	0	0	0	0	0	0	0
1	2	93	0	0	0	0	0	0	0	0
2-5	3	113	0	0	0	0	0	0	0	0
6-10	4	24	0	0	0	0	0	0	0	0
More than 10	5	33	0	0	0	0	0	0	0	0
Don't know	8	1	0	0	0	0	0	0	0	0
Refused to answer	9	4	0	0	0	0	0	0	0	0
Not applicable	0	1526	2000	2000	2023	2023	2023	2044	2044	2044

413. Next, we are going to ask questions about people in your family, including relatives and in-laws.

A. How many people in your family, including relatives and in-laws, are named Mark?

[VAR: ACQFMMRK]

<u>RESPONSE</u>	<u>PUNCH</u>	<u>YEAR</u>								
		<u>2006-1</u>	<u>2006-2</u>	<u>2006-3</u>	<u>2008-1</u>	<u>2008-2</u>	<u>2008-3</u>	<u>2010-1</u>	<u>2010-2</u>	<u>2010-3</u>
0	1	226	0	0	0	0	0	0	0	0
1	2	107	0	0	0	0	0	0	0	0
2-5	3	25	0	0	0	0	0	0	0	0
6-10	4	0	0	0	0	0	0	0	0	0
More than 10	5	0	0	0	0	0	0	0	0	0
Don't know	8	1	0	0	0	0	0	0	0	0
Refused to answer	9	3	0	0	0	0	0	0	0	0
Not applicable	0	1638	2000	2000	2023	2023	2023	2044	2044	2044

B. How many [IF NUMKNOWN = 4 or 5 DISPLAY: people in your family, including relatives and in-laws,] are named Linda?

[VAR: ACQFMLIN]

<u>RESPONSE</u>	<u>PUNCH</u>	<u>YEAR</u>								
		<u>2006-1</u>	<u>2006-2</u>	<u>2006-3</u>	<u>2008-1</u>	<u>2008-2</u>	<u>2008-3</u>	<u>2010-1</u>	<u>2010-2</u>	<u>2010-3</u>
0	1	222	0	0	0	0	0	0	0	0
1	2	95	0	0	0	0	0	0	0	0
2-5	3	40	0	0	0	0	0	0	0	0
6-10	4	2	0	0	0	0	0	0	0	0
More than 10	5	0	0	0	0	0	0	0	0	0
Don't know	8	3	0	0	0	0	0	0	0	0
Refused to answer	9	0	0	0	0	0	0	0	0	0
Not applicable	0	1638	2000	2000	2023	2023	2023	2044	2044	2044

C. How many are currently unemployed?

[VAR: ACQFMUNE]

<u>RESPONSE</u>	<u>PUNCH</u>	<u>YEAR</u>								
		<u>2006-1</u>	<u>2006-2</u>	<u>2006-3</u>	<u>2008-1</u>	<u>2008-2</u>	<u>2008-3</u>	<u>2010-1</u>	<u>2010-2</u>	<u>2010-3</u>
0	1	175	0	0	0	0	0	0	0	0
1	2	55	0	0	0	0	0	0	0	0
2-5	3	74	0	0	0	0	0	0	0	0
6-10	4	26	0	0	0	0	0	0	0	0
More than 10	5	10	0	0	0	0	0	0	0	0
Don't know	8	19	0	0	0	0	0	0	0	0
Refused to answer	9	3	0	0	0	0	0	0	0	0
Not applicable	0	1638	2000	2000	2023	2023	2023	2044	2044	2044

D. How many own a second home?

[VAR: ACQFMHME]

<u>RESPONSE</u>	<u>PUNCH</u>	<u>YEAR</u>								
		<u>2006-1</u>	<u>2006-2</u>	<u>2006-3</u>	<u>2008-1</u>	<u>2008-2</u>	<u>2008-3</u>	<u>2010-1</u>	<u>2010-2</u>	<u>2010-3</u>
0	1	178	0	0	0	0	0	0	0	0
1	2	74	0	0	0	0	0	0	0	0
2-5	3	85	0	0	0	0	0	0	0	0
6-10	4	8	0	0	0	0	0	0	0	0
More than 10	5	1	0	0	0	0	0	0	0	0
Don't know	8	13	0	0	0	0	0	0	0	0
Refused to answer	9	3	0	0	0	0	0	0	0	0
Not applicable	0	1638	2000	2000	2023	2023	2023	2044	2044	2044

E. How many are currently in state or federal prison?

[VAR: ACQFMPRI]

<u>RESPONSE</u>	<u>PUNCH</u>	<u>YEAR</u>								
		<u>2006-1</u>	<u>2006-2</u>	<u>2006-3</u>	<u>2008-1</u>	<u>2008-2</u>	<u>2008-3</u>	<u>2010-1</u>	<u>2010-2</u>	<u>2010-3</u>
0	1	299	0	0	0	0	0	0	0	0
1	2	33	0	0	0	0	0	0	0	0
2-5	3	16	0	0	0	0	0	0	0	0
6-10	4	3	0	0	0	0	0	0	0	0
More than 10	5	2	0	0	0	0	0	0	0	0
Don't know	8	4	0	0	0	0	0	0	0	0
Refused to answer	9	5	0	0	0	0	0	0	0	0
Not applicable	0	1638	2000	2000	2023	2023	2023	2044	2044	2044

F. How many are Asian or Asian-American?

[VAR: ACQFMASN]

<u>RESPONSE</u>	<u>PUNCH</u>	<u>YEAR</u>								
		<u>2006-1</u>	<u>2006-2</u>	<u>2006-3</u>	<u>2008-1</u>	<u>2008-2</u>	<u>2008-3</u>	<u>2010-1</u>	<u>2010-2</u>	<u>2010-3</u>
0	1	300	0	0	0	0	0	0	0	0
1	2	25	0	0	0	0	0	0	0	0
2-5	3	21	0	0	0	0	0	0	0	0
6-10	4	1	0	0	0	0	0	0	0	0
More than 10	5	10	0	0	0	0	0	0	0	0
Don't know	8	2	0	0	0	0	0	0	0	0
Refused to answer	9	3	0	0	0	0	0	0	0	0
Not applicable	0	1638	2000	2000	2023	2023	2023	2044	2044	2044

G. How many are Black or African-American?

[VAR: ACQFMBLK]

<u>RESPONSE</u>	<u>PUNCH</u>	<u>YEAR</u>								
		<u>2006-1</u>	<u>2006-2</u>	<u>2006-3</u>	<u>2008-1</u>	<u>2008-2</u>	<u>2008-3</u>	<u>2010-1</u>	<u>2010-2</u>	<u>2010-3</u>
0	1	233	0	0	0	0	0	0	0	0
1	2	36	0	0	0	0	0	0	0	0
2-5	3	27	0	0	0	0	0	0	0	0
6-10	4	6	0	0	0	0	0	0	0	0
More than 10	5	57	0	0	0	0	0	0	0	0
Don't know	8	0	0	0	0	0	0	0	0	0
Refused to answer	9	3	0	0	0	0	0	0	0	0
Not applicable	0	1638	2000	2000	2023	2023	2023	2044	2044	2044

H. How many are Hispanic?

[VAR: ACQFMHSP]

<u>RESPONSE</u>	<u>PUNCH</u>	<u>YEAR</u>								
		<u>2006-1</u>	<u>2006-2</u>	<u>2006-3</u>	<u>2008-1</u>	<u>2008-2</u>	<u>2008-3</u>	<u>2010-1</u>	<u>2010-2</u>	<u>2010-3</u>
0	1	249	0	0	0	0	0	0	0	0
1	2	35	0	0	0	0	0	0	0	0
2-5	3	41	0	0	0	0	0	0	0	0
6-10	4	4	0	0	0	0	0	0	0	0
More than 10	5	30	0	0	0	0	0	0	0	0
Don't know	8	0	0	0	0	0	0	0	0	0
Refused to answer	9	3	0	0	0	0	0	0	0	0
Not applicable	0	1638	2000	2000	2023	2023	2023	2044	2044	2044

I. How many are white?

[VAR: ACQFMWHT]

<u>RESPONSE</u>	<u>PUNCH</u>	<u>YEAR</u>								
		<u>2006-1</u>	<u>2006-2</u>	<u>2006-3</u>	<u>2008-1</u>	<u>2008-2</u>	<u>2008-3</u>	<u>2010-1</u>	<u>2010-2</u>	<u>2010-3</u>
0	1	42	0	0	0	0	0	0	0	0
1	2	10	0	0	0	0	0	0	0	0
2-5	3	24	0	0	0	0	0	0	0	0
6-10	4	30	0	0	0	0	0	0	0	0
More than 10	5	252	0	0	0	0	0	0	0	0
Don't know	8	1	0	0	0	0	0	0	0	0
Refused to answer	9	3	0	0	0	0	0	0	0	0
Not applicable	0	1638	2000	2000	2023	2023	2023	2044	2044	2044

J. How many are gay men or women?

[VAR: ACQFMGAY]

<u>RESPONSE</u>	<u>PUNCH</u>	<u>YEAR</u>								
		<u>2006-1</u>	<u>2006-2</u>	<u>2006-3</u>	<u>2008-1</u>	<u>2008-2</u>	<u>2008-3</u>	<u>2010-1</u>	<u>2010-2</u>	<u>2010-3</u>
0	1	244	0	0	0	0	0	0	0	0
1	2	52	0	0	0	0	0	0	0	0
2-5	3	45	0	0	0	0	0	0	0	0
6-10	4	3	0	0	0	0	0	0	0	0
More than 10	5	3	0	0	0	0	0	0	0	0
Don't know	8	11	0	0	0	0	0	0	0	0
Refused to answer	9	4	0	0	0	0	0	0	0	0
Not applicable	0	1638	2000	2000	2023	2023	2023	2044	2044	2044

K. How many attend religious services on a regular basis?

[VAR: ACQFMGO]

<u>RESPONSE</u>	<u>PUNCH</u>	<u>YEAR</u>								
		<u>2006-1</u>	<u>2006-2</u>	<u>2006-3</u>	<u>2008-1</u>	<u>2008-2</u>	<u>2008-3</u>	<u>2010-1</u>	<u>2010-2</u>	<u>2010-3</u>
0	1	29	0	0	0	0	0	0	0	0
1	2	19	0	0	0	0	0	0	0	0
2-5	3	89	0	0	0	0	0	0	0	0
6-10	4	59	0	0	0	0	0	0	0	0
More than 10	5	144	0	0	0	0	0	0	0	0
Don't know	8	19	0	0	0	0	0	0	0	0
Refused to answer	9	3	0	0	0	0	0	0	0	0
Not applicable	0	1638	2000	2000	2023	2023	2023	2044	2044	2044

L. How many attend religious services rarely or never?

[VAR: ACQFMNO]

<u>RESPONSE</u>	<u>PUNCH</u>	<u>YEAR</u>								
		<u>2006-1</u>	<u>2006-2</u>	<u>2006-3</u>	<u>2008-1</u>	<u>2008-2</u>	<u>2008-3</u>	<u>2010-1</u>	<u>2010-2</u>	<u>2010-3</u>
0	1	32	0	0	0	0	0	0	0	0
1	2	20	0	0	0	0	0	0	0	0
2-5	3	90	0	0	0	0	0	0	0	0
6-10	4	64	0	0	0	0	0	0	0	0
More than 10	5	122	0	0	0	0	0	0	0	0
Don't know	8	31	0	0	0	0	0	0	0	0
Refused to answer	9	3	0	0	0	0	0	0	0	0
Not applicable	0	1638	2000	2000	2023	2023	2023	2044	2044	2044

M. How many are strongly liberal?

[VAR: ACQFMLIB]

<u>RESPONSE</u>	<u>PUNCH</u>	<u>YEAR</u>								
		<u>2006-1</u>	<u>2006-2</u>	<u>2006-3</u>	<u>2008-1</u>	<u>2008-2</u>	<u>2008-3</u>	<u>2010-1</u>	<u>2010-2</u>	<u>2010-3</u>
0	1	70	0	0	0	0	0	0	0	0
1	2	27	0	0	0	0	0	0	0	0
2-5	3	108	0	0	0	0	0	0	0	0
6-10	4	32	0	0	0	0	0	0	0	0
More than 10	5	48	0	0	0	0	0	0	0	0
Don't know	8	74	0	0	0	0	0	0	0	0
Refused to answer	9	3	0	0	0	0	0	0	0	0
Not applicable	0	1638	2000	2000	2023	2023	2023	2044	2044	2044

N. How many are strongly conservative?

[VAR: ACQFMCON]

<u>RESPONSE</u>	<u>PUNCH</u>	<u>YEAR</u>								
		<u>2006-1</u>	<u>2006-2</u>	<u>2006-3</u>	<u>2008-1</u>	<u>2008-2</u>	<u>2008-3</u>	<u>2010-1</u>	<u>2010-2</u>	<u>2010-3</u>
0	1	53	0	0	0	0	0	0	0	0
1	2	16	0	0	0	0	0	0	0	0
2-5	3	89	0	0	0	0	0	0	0	0
6-10	4	47	0	0	0	0	0	0	0	0
More than 10	5	85	0	0	0	0	0	0	0	0
Don't know	8	69	0	0	0	0	0	0	0	0
Refused to answer	9	3	0	0	0	0	0	0	0	0
Not applicable	0	1638	2000	2000	2023	2023	2023	2044	2044	2044

O. How many women in your family live in a romantic relationship with a man to whom they are not married?

[VAR: ACQFMCOH]

<u>RESPONSE</u>	<u>PUNCH</u>	<u>YEAR</u>								
		<u>2006-1</u>	<u>2006-2</u>	<u>2006-3</u>	<u>2008-1</u>	<u>2008-2</u>	<u>2008-3</u>	<u>2010-1</u>	<u>2010-2</u>	<u>2010-3</u>
0	1	187	0	0	0	0	0	0	0	0
1	2	62	0	0	0	0	0	0	0	0
2-5	3	71	0	0	0	0	0	0	0	0
6-10	4	8	0	0	0	0	0	0	0	0
More than 10	5	9	0	0	0	0	0	0	0	0
Don't know	8	18	0	0	0	0	0	0	0	0
Refused to answer	9	7	0	0	0	0	0	0	0	0
Not applicable	0	1638	2000	2000	2023	2023	2023	2044	2044	2044

414. Next, we are going to ask questions about people that you are acquainted with through your neighborhood.

A. How many of the people you are acquainted with through your neighborhood are named Mark?

[VAR: ACQNHMRK]

<u>RESPONSE</u>	<u>PUNCH</u>	<u>YEAR</u>								
		<u>2006-1</u>	<u>2006-2</u>	<u>2006-3</u>	<u>2008-1</u>	<u>2008-2</u>	<u>2008-3</u>	<u>2010-1</u>	<u>2010-2</u>	<u>2010-3</u>
0	1	265	0	0	0	0	0	0	0	0
1	2	50	0	0	0	0	0	0	0	0
2-5	3	16	0	0	0	0	0	0	0	0
6-10	4	2	0	0	0	0	0	0	0	0
More than 10	5	0	0	0	0	0	0	0	0	0
Don't know	8	10	0	0	0	0	0	0	0	0
Refused to answer	9	4	0	0	0	0	0	0	0	0
Not applicable	0	1653	2000	2000	2023	2023	2023	2044	2044	2044

B. How many of the people you are acquainted with through your neighborhood are named Linda?

[VAR: ACQNHLIN]

<u>RESPONSE</u>	<u>PUNCH</u>	<u>YEAR</u>								
		<u>2006-1</u>	<u>2006-2</u>	<u>2006-3</u>	<u>2008-1</u>	<u>2008-2</u>	<u>2008-3</u>	<u>2010-1</u>	<u>2010-2</u>	<u>2010-3</u>
0	1	254	0	0	0	0	0	0	0	0
1	2	52	0	0	0	0	0	0	0	0
2-5	3	25	0	0	0	0	0	0	0	0
6-10	4	1	0	0	0	0	0	0	0	0
More than 10	5	0	0	0	0	0	0	0	0	0
Don't know	8	10	0	0	0	0	0	0	0	0
Refused to answer	9	5	0	0	0	0	0	0	0	0
Not applicable	0	1653	2000	2000	2023	2023	2023	2044	2044	2044

C. How many are [IF NUMKNOWN = 4 or 5 DISPLAY: you pretty certain are] currently unemployed?

[VAR: ACQNHUNE]

<u>RESPONSE</u>	<u>PUNCH</u>	<u>YEAR</u>								
		<u>2006-1</u>	<u>2006-2</u>	<u>2006-3</u>	<u>2008-1</u>	<u>2008-2</u>	<u>2008-3</u>	<u>2010-1</u>	<u>2010-2</u>	<u>2010-3</u>
0	1	176	0	0	0	0	0	0	0	0
1	2	36	0	0	0	0	0	0	0	0
2-5	3	42	0	0	0	0	0	0	0	0
6-10	4	5	0	0	0	0	0	0	0	0
More than 10	5	24	0	0	0	0	0	0	0	0
Don't know	8	59	0	0	0	0	0	0	0	0
Refused to answer	9	5	0	0	0	0	0	0	0	0
Not applicable	0	1653	2000	2000	2023	2023	2023	2044	2044	2044

D. How many [IF NUMKNOWN = 4 or 5 DISPLAY: are you pretty certain] own a second home?

[VAR: ACQNHME]

<u>RESPONSE</u>	<u>PUNCH</u>	<u>YEAR</u>								
		<u>2006-1</u>	<u>2006-2</u>	<u>2006-3</u>	<u>2008-1</u>	<u>2008-2</u>	<u>2008-3</u>	<u>2010-1</u>	<u>2010-2</u>	<u>2010-3</u>
0	1	209	0	0	0	0	0	0	0	0
1	2	40	0	0	0	0	0	0	0	0
2-5	3	34	0	0	0	0	0	0	0	0
6-10	4	2	0	0	0	0	0	0	0	0
More than 10	5	1	0	0	0	0	0	0	0	0
Don't know	8	56	0	0	0	0	0	0	0	0
Refused to answer	9	5	0	0	0	0	0	0	0	0
Not applicable	0	1653	2000	2000	2023	2023	2023	2044	2044	2044

E. How many [IF NUMKNOWN = 4 or 5 DISPLAY: are you pretty certain] are currently in state or federal prison?

[VAR: ACQNHPR1]

<u>RESPONSE</u>	<u>PUNCH</u>	<u>YEAR</u>								
		<u>2006-1</u>	<u>2006-2</u>	<u>2006-3</u>	<u>2008-1</u>	<u>2008-2</u>	<u>2008-3</u>	<u>2010-1</u>	<u>2010-2</u>	<u>2010-3</u>
0	1	275	0	0	0	0	0	0	0	0
1	2	12	0	0	0	0	0	0	0	0
2-5	3	9	0	0	0	0	0	0	0	0
6-10	4		0	0	0	0	0	0	0	0
More than 10	5	4	0	0	0	0	0	0	0	0
Don't know	8	42	0	0	0	0	0	0	0	0
Refused to answer	9	5	0	0	0	0	0	0	0	0
Not applicable	0	1653	2000	2000	2023	2023	2023	2044	2044	2044

F. How many are Asian or Asian-American?

[VAR: ACQNHASN]

<u>RESPONSE</u>	<u>PUNCH</u>	<u>YEAR</u>								
		<u>2006-1</u>	<u>2006-2</u>	<u>2006-3</u>	<u>2008-1</u>	<u>2008-2</u>	<u>2008-3</u>	<u>2010-1</u>	<u>2010-2</u>	<u>2010-3</u>
0	1	236	0	0	0	0	0	0	0	0
1	2	27	0	0	0	0	0	0	0	0
2-5	3	41	0	0	0	0	0	0	0	0
6-10	4	4	0	0	0	0	0	0	0	0
More than 10	5	7	0	0	0	0	0	0	0	0
Don't know	8	28	0	0	0	0	0	0	0	0
Refused to answer	9	4	0	0	0	0	0	0	0	0
Not applicable	0	1653	2000	2000	2023	2023	2023	2044	2044	2044

G. How many are Black or African-American?

[VAR: ACQNHBLK]

<u>RESPONSE</u>	<u>PUNCH</u>	<u>YEAR</u>								
		<u>2006-1</u>	<u>2006-2</u>	<u>2006-3</u>	<u>2008-1</u>	<u>2008-2</u>	<u>2008-3</u>	<u>2010-1</u>	<u>2010-2</u>	<u>2010-3</u>
0	1	166	0	0	0	0	0	0	0	0
1	2	28	0	0	0	0	0	0	0	0
2-5	3	66	0	0	0	0	0	0	0	0
6-10	4	21	0	0	0	0	0	0	0	0
More than 10	5	40	0	0	0	0	0	0	0	0
Don't know	8	22	0	0	0	0	0	0	0	0
Refused to answer	9	4	0	0	0	0	0	0	0	0
Not applicable	0	1653	2000	2000	2023	2023	2023	2044	2044	2044

H. How many are Hispanic?

[VAR: ACQNHHSPP]

<u>RESPONSE</u>	<u>PUNCH</u>	<u>YEAR</u>								
		<u>2006-1</u>	<u>2006-2</u>	<u>2006-3</u>	<u>2008-1</u>	<u>2008-2</u>	<u>2008-3</u>	<u>2010-1</u>	<u>2010-2</u>	<u>2010-3</u>
0	1	194	0	0	0	0	0	0	0	0
1	2	22	0	0	0	0	0	0	0	0
2-5	3	69	0	0	0	0	0	0	0	0
6-10	4	12	0	0	0	0	0	0	0	0
More than 10	5	21	0	0	0	0	0	0	0	0
Don't know	8	24	0	0	0	0	0	0	0	0
Refused to answer	9	5	0	0	0	0	0	0	0	0
Not applicable	0	1653	2000	2000	2023	2023	2023	2044	2044	2044

I. How many are white?

[VAR: ACQNHWT]

<u>RESPONSE</u>	<u>PUNCH</u>	<u>YEAR</u>								
		<u>2006-1</u>	<u>2006-2</u>	<u>2006-3</u>	<u>2008-1</u>	<u>2008-2</u>	<u>2008-3</u>	<u>2010-1</u>	<u>2010-2</u>	<u>2010-3</u>
0	1	36	0	0	0	0	0	0	0	0
1	2	15	0	0	0	0	0	0	0	0
2-5	3	42	0	0	0	0	0	0	0	0
6-10	4	30	0	0	0	0	0	0	0	0
More than 10	5	207	0	0	0	0	0	0	0	0
Don't know	8	13	0	0	0	0	0	0	0	0
Refused to answer	9	4	0	0	0	0	0	0	0	0
Not applicable	0	1653	2000	2000	2023	2023	2023	2044	2044	2044

J. How many are you pretty certain are gay men or women?

[VAR: ACQNHGAY]

<u>RESPONSE</u>	<u>PUNCH</u>	<u>YEAR</u>								
		<u>2006-1</u>	<u>2006-2</u>	<u>2006-3</u>	<u>2008-1</u>	<u>2008-2</u>	<u>2008-3</u>	<u>2010-1</u>	<u>2010-2</u>	<u>2010-3</u>
0	1	215	0	0	0	0	0	0	0	0
1	2	26	0	0	0	0	0	0	0	0
2-5	3	42	0	0	0	0	0	0	0	0
6-10	4	1	0	0	0	0	0	0	0	0
More than 10	5	4	0	0	0	0	0	0	0	0
Don't know	8	56	0	0	0	0	0	0	0	0
Refused to answer	9	3	0	0	0	0	0	0	0	0
Not applicable	0	1653	2000	2000	2023	2023	2023	2044	2044	2044

K. How many are you pretty certain attend religious services on a regular basis?

[VAR: ACQNHGO]

<u>RESPONSE</u>	<u>PUNCH</u>	<u>YEAR</u>								
		<u>2006-1</u>	<u>2006-2</u>	<u>2006-3</u>	<u>2008-1</u>	<u>2008-2</u>	<u>2008-3</u>	<u>2010-1</u>	<u>2010-2</u>	<u>2010-3</u>
0	1	67	0	0	0	0	0	0	0	0
1	2	14	0	0	0	0	0	0	0	0
2-5	3	86	0	0	0	0	0	0	0	0
6-10	4	32	0	0	0	0	0	0	0	0
More than 10	5	64	0	0	0	0	0	0	0	0
Don't know	8	81	0	0	0	0	0	0	0	0
Refused to answer	9	3	0	0	0	0	0	0	0	0
Not applicable	0	1653	2000	2000	2023	2023	2023	2044	2044	2044

L. How many are you pretty certain attend religious services rarely or never?

[VAR: ACQNHNO]

<u>RESPONSE</u>	<u>PUNCH</u>	<u>YEAR</u>								
		<u>2006-1</u>	<u>2006-2</u>	<u>2006-3</u>	<u>2008-1</u>	<u>2008-2</u>	<u>2008-3</u>	<u>2010-1</u>	<u>2010-2</u>	<u>2010-3</u>
0	1	62	0	0	0	0	0	0	0	0
1	2	17	0	0	0	0	0	0	0	0
2-5	3	56	0	0	0	0	0	0	0	0
6-10	4	38	0	0	0	0	0	0	0	0
More than 10	5	75	0	0	0	0	0	0	0	0
Don't know	8	95	0	0	0	0	0	0	0	0
Refused to answer	9	4	0	0	0	0	0	0	0	0
Not applicable	0	1653	2000	2000	2023	2023	2023	2044	2044	2044

M. How many are you pretty certain are strongly liberal?

[VAR: ACQNHLIB]

<u>RESPONSE</u>	<u>PUNCH</u>	<u>YEAR</u>								
		<u>2006-1</u>	<u>2006-2</u>	<u>2006-3</u>	<u>2008-1</u>	<u>2008-2</u>	<u>2008-3</u>	<u>2010-1</u>	<u>2010-2</u>	<u>2010-3</u>
0	1	79	0	0	0	0	0	0	0	0
1	2	19	0	0	0	0	0	0	0	0
2-5	3	64	0	0	0	0	0	0	0	0
6-10	4	20	0	0	0	0	0	0	0	0
More than 10	5	31	0	0	0	0	0	0	0	0
Don't know	8	130	0	0	0	0	0	0	0	0
Refused to answer	9	4	0	0	0	0	0	0	0	0
Not applicable	0	1653	2000	2000	2023	2023	2023	2044	2044	2044

N. How many are you pretty certain are strongly conservative?

[VAR: ACQNHCON]

<u>RESPONSE</u>	<u>PUNCH</u>	<u>YEAR</u>								
		<u>2006-1</u>	<u>2006-2</u>	<u>2006-3</u>	<u>2008-1</u>	<u>2008-2</u>	<u>2008-3</u>	<u>2010-1</u>	<u>2010-2</u>	<u>2010-3</u>
0	1	73	0	0	0	0	0	0	0	0
1	2	14	0	0	0	0	0	0	0	0
2-5	3	67	0	0	0	0	0	0	0	0
6-10	4	21	0	0	0	0	0	0	0	0
More than 10	5	41	0	0	0	0	0	0	0	0
Don't know	8	126	0	0	0	0	0	0	0	0
Refused to answer	9	5	0	0	0	0	0	0	0	0
Not applicable	0	1653	2000	2000	2023	2023	2023	2044	2044	2044

- O. How many women that you are acquainted with in your neighborhood are you pretty certain live in a romantic relationship with a man to whom they are not married?

[VAR: ACQNHCOH]

<u>RESPONSE</u>	<u>PUNCH</u>	<u>YEAR</u>								
		<u>2006-1</u>	<u>2006-2</u>	<u>2006-3</u>	<u>2008-1</u>	<u>2008-2</u>	<u>2008-3</u>	<u>2010-1</u>	<u>2010-2</u>	<u>2010-3</u>
0	1	175	0	0	0	0	0	0	0	0
1	2	32	0	0	0	0	0	0	0	0
2-5	3	48	0	0	0	0	0	0	0	0
6-10	4	2	0	0	0	0	0	0	0	0
More than 10	5	9	0	0	0	0	0	0	0	0
Don't know	8	76	0	0	0	0	0	0	0	0
Refused to answer	9	5	0	0	0	0	0	0	0	0
Not applicable	0	1653	2000	2000	2023	2023	2023	2044	2044	2044

415. Next, we are going to ask about people that you are acquainted with through work.

- A. How many of the people you are acquainted with through work are named Mark?

[VAR: ACQWKMRK]

<u>RESPONSE</u>	<u>PUNCH</u>	<u>YEAR</u>								
		<u>2006-1</u>	<u>2006-2</u>	<u>2006-3</u>	<u>2008-1</u>	<u>2008-2</u>	<u>2008-3</u>	<u>2010-1</u>	<u>2010-2</u>	<u>2010-3</u>
0	1	178	0	0	0	0	0	0	0	0
1	2	80	0	0	0	0	0	0	0	0
2-5	3	65	0	0	0	0	0	0	0	0
6-10	4	7	0	0	0	0	0	0	0	0
More than 10	5	2	0	0	0	0	0	0	0	0
I don't have a job	6	4	0	0	0	0	0	0	0	0
Don't know	8	11	0	0	0	0	0	0	0	0
Refused to answer	9	3	0	0	0	0	0	0	0	0
Not applicable	0	1650	2000	2000	2023	2023	2023	2044	2044	2044

B. How many [IF NUMKNOWN = 2 or 5 DISPLAY: of the people you are acquainted with through work] are named Linda?

[VAR: ACQWKLIN]

<u>RESPONSE</u>	<u>PUNCH</u>	<u>YEAR</u>								
		<u>2006-1</u>	<u>2006-2</u>	<u>2006-3</u>	<u>2008-1</u>	<u>2008-2</u>	<u>2008-3</u>	<u>2010-1</u>	<u>2010-2</u>	<u>2010-3</u>
0	1	184	0	0	0	0	0	0	0	0
1	2	82	0	0	0	0	0	0	0	0
2-5	3	58	0	0	0	0	0	0	0	0
6-10	4	6	0	0	0	0	0	0	0	0
More than 10	5	3	0	0	0	0	0	0	0	0
I don't have a job	6	4	0	0	0	0	0	0	0	0
Don't know	8	11	0	0	0	0	0	0	0	0
Refused to answer	9	2	0	0	0	0	0	0	0	0
Not applicable	0	1650	2000	2000	2023	2023	2023	2044	2044	2044

C. How many are you pretty certain are currently unemployed?

[VAR: ACQWKUNE]

<u>RESPONSE</u>	<u>PUNCH</u>	<u>YEAR</u>								
		<u>2006-1</u>	<u>2006-2</u>	<u>2006-3</u>	<u>2008-1</u>	<u>2008-2</u>	<u>2008-3</u>	<u>2010-1</u>	<u>2010-2</u>	<u>2010-3</u>
0	1	198	0	0	0	0	0	0	0	0
1	2	17	0	0	0	0	0	0	0	0
2-5	3	47	0	0	0	0	0	0	0	0
6-10	4	5	0	0	0	0	0	0	0	0
More than 10	5	16	0	0	0	0	0	0	0	0
I don't have a job	6	4	0	0	0	0	0	0	0	0
Don't know	8	60	0	0	0	0	0	0	0	0
Refused to answer	9	3	0	0	0	0	0	0	0	0
Not applicable	0	1650	2000	2000	2023	2023	2023	2044	2044	2044

D. How many are you pretty certain own a second home?

[VAR: ACQWKHME]

<u>RESPONSE</u>	<u>PUNCH</u>	<u>YEAR</u>								
		<u>2006-1</u>	<u>2006-2</u>	<u>2006-3</u>	<u>2008-1</u>	<u>2008-2</u>	<u>2008-3</u>	<u>2010-1</u>	<u>2010-2</u>	<u>2010-3</u>
0	1	182	0	0	0	0	0	0	0	0
1	2	30	0	0	0	0	0	0	0	0
2-5	3	53	0	0	0	0	0	0	0	0
6-10	4	10	0	0	0	0	0	0	0	0
More than 10	5	8	0	0	0	0	0	0	0	0
I don't have a job	6	4	0	0	0	0	0	0	0	0
Don't know	8	61	0	0	0	0	0	0	0	0
Refused to answer	9	2	0	0	0	0	0	0	0	0
Not applicable	0	1650	2000	2000	2023	2023	2023	2044	2044	2044

E. How many are you pretty certain are currently in state or federal prison?

[VAR: ACQWKPRI]

<u>RESPONSE</u>	<u>PUNCH</u>	<u>YEAR</u>								
		<u>2006-1</u>	<u>2006-2</u>	<u>2006-3</u>	<u>2008-1</u>	<u>2008-2</u>	<u>2008-3</u>	<u>2010-1</u>	<u>2010-2</u>	<u>2010-3</u>
0	1	268	0	0	0	0	0	0	0	0
1	2	20	0	0	0	0	0	0	0	0
2-5	3	11	0	0	0	0	0	0	0	0
6-10	4	0	0	0	0	0	0	0	0	0
More than 10	5	1	0	0	0	0	0	0	0	0
I don't have a job	6	4	0	0	0	0	0	0	0	0
Don't know	8	43	0	0	0	0	0	0	0	0
Refused to answer	9	3	0	0	0	0	0	0	0	0
Not applicable	0	1650	2000	2000	2023	2023	2023	2044	2044	2044

F. How many are Asian or Asian-American?

[VAR: ACQWKASN]

<u>RESPONSE</u>	<u>PUNCH</u>	<u>YEAR</u>								
		<u>2006-1</u>	<u>2006-2</u>	<u>2006-3</u>	<u>2008-1</u>	<u>2008-2</u>	<u>2008-3</u>	<u>2010-1</u>	<u>2010-2</u>	<u>2010-3</u>
0	1	181	0	0	0	0	0	0	0	0
1	2	43	0	0	0	0	0	0	0	0
2-5	3	58	0	0	0	0	0	0	0	0
6-10	4	17	0	0	0	0	0	0	0	0
More than 10	5	22	0	0	0	0	0	0	0	0
I don't have a job	6	4	0	0	0	0	0	0	0	0
Don't know	8	23	0	0	0	0	0	0	0	0
Refused to answer	9	2	0	0	0	0	0	0	0	0
Not applicable	0	1650	2000	2000	2023	2023	2023	2044	2044	2044

G. How many are Black or African-American?

[VAR: ACQWKBLK]

<u>RESPONSE</u>	<u>PUNCH</u>	<u>YEAR</u>								
		<u>2006-1</u>	<u>2006-2</u>	<u>2006-3</u>	<u>2008-1</u>	<u>2008-2</u>	<u>2008-3</u>	<u>2010-1</u>	<u>2010-2</u>	<u>2010-3</u>
0	1	94	0	0	0	0	0	0	0	0
1	2	42	0	0	0	0	0	0	0	0
2-5	3	80	0	0	0	0	0	0	0	0
6-10	4	31	0	0	0	0	0	0	0	0
More than 10	5	78	0	0	0	0	0	0	0	0
I don't have a job	6	4	0	0	0	0	0	0	0	0
Don't know	8	17	0	0	0	0	0	0	0	0
Refused to answer	9	4	0	0	0	0	0	0	0	0
Not applicable	0	1650	2000	2000	2023	2023	2023	2044	2044	2044

H. How many are Hispanic?

[VAR: ACQWKHSP]

<u>RESPONSE</u>	<u>PUNCH</u>	<u>YEAR</u>								
		<u>2006-1</u>	<u>2006-2</u>	<u>2006-3</u>	<u>2008-1</u>	<u>2008-2</u>	<u>2008-3</u>	<u>2010-1</u>	<u>2010-2</u>	<u>2010-3</u>
0	1	131	0	0	0	0	0	0	0	0
1	2	27	0	0	0	0	0	0	0	0
2-5	3	77	0	0	0	0	0	0	0	0
6-10	4	25	0	0	0	0	0	0	0	0
More than 10	5	61	0	0	0	0	0	0	0	0
I don't have a job	6	4	0	0	0	0	0	0	0	0
Don't know	8	20	0	0	0	0	0	0	0	0
Refused to answer	9	5	0	0	0	0	0	0	0	0
Not applicable	0	1650	2000	2000	2023	2023	2023	2044	2044	2044

I. How many are white?

[VAR: ACQWKWHT]

<u>RESPONSE</u>	<u>PUNCH</u>	<u>YEAR</u>								
		<u>2006-1</u>	<u>2006-2</u>	<u>2006-3</u>	<u>2008-1</u>	<u>2008-2</u>	<u>2008-3</u>	<u>2010-1</u>	<u>2010-2</u>	<u>2010-3</u>
0	1	25	0	0	0	0	0	0	0	0
1	2	12	0	0	0	0	0	0	0	0
2-5	3	28	0	0	0	0	0	0	0	0
6-10	4	34	0	0	0	0	0	0	0	0
More than 10	5	224	0	0	0	0	0	0	0	0
I don't have a job	6	4	0	0	0	0	0	0	0	0
Don't know	8	13	0	0	0	0	0	0	0	0
Refused to answer	9	10	0	0	0	0	0	0	0	0
Not applicable	0	1650	2000	2000	2023	2023	2023	2044	2044	2044

J. How many are you pretty certain are gay men or women?

[VAR: ACQWKGAY]

<u>RESPONSE</u>	<u>PUNCH</u>	<u>YEAR</u>								
		<u>2006-1</u>	<u>2006-2</u>	<u>2006-3</u>	<u>2008-1</u>	<u>2008-2</u>	<u>2008-3</u>	<u>2010-1</u>	<u>2010-2</u>	<u>2010-3</u>
0	1	165	0	0	0	0	0	0	0	0
1	2	33	0	0	0	0	0	0	0	0
2-5	3	73	0	0	0	0	0	0	0	0
6-10	4	9	0	0	0	0	0	0	0	0
More than 10	5	13	0	0	0	0	0	0	0	0
I don't have a job	6	4	0	0	0	0	0	0	0	0
Don't know	8	51	0	0	0	0	0	0	0	0
Refused to answer	9	2	0	0	0	0	0	0	0	0
Not applicable	0	1650	2000	2000	2023	2023	2023	2044	2044	2044

K. How many are you pretty certain attend religious services on a regular basis?

[VAR: ACQWKGGO]

<u>RESPONSE</u>	<u>PUNCH</u>	<u>YEAR</u>								
		<u>2006-1</u>	<u>2006-2</u>	<u>2006-3</u>	<u>2008-1</u>	<u>2008-2</u>	<u>2008-3</u>	<u>2010-1</u>	<u>2010-2</u>	<u>2010-3</u>
0	1	47	0	0	0	0	0	0	0	0
1	2	14	0	0	0	0	0	0	0	0
2-5	3	70	0	0	0	0	0	0	0	0
6-10	4	45	0	0	0	0	0	0	0	0
More than 10	5	80	0	0	0	0	0	0	0	0
I don't have a job	6	4	0	0	0	0	0	0	0	0
Don't know	8	87	0	0	0	0	0	0	0	0
Refused to answer	9	3	0	0	0	0	0	0	0	0
Not applicable	0	1650	2000	2000	2023	2023	2023	2044	2044	2044

L. How many are you pretty certain attend religious services rarely or never?

[VAR: ACQWKNO]

<u>RESPONSE</u>	<u>PUNCH</u>	<u>YEAR</u>								
		<u>2006-1</u>	<u>2006-2</u>	<u>2006-3</u>	<u>2008-1</u>	<u>2008-2</u>	<u>2008-3</u>	<u>2010-1</u>	<u>2010-2</u>	<u>2010-3</u>
0	1	47	0	0	0	0	0	0	0	0
1	2	8	0	0	0	0	0	0	0	0
2-5	3	68	0	0	0	0	0	0	0	0
6-10	4	26	0	0	0	0	0	0	0	0
More than 10	5	94	0	0	0	0	0	0	0	0
I don't have a job	6	4	0	0	0	0	0	0	0	0
Don't know	8	99	0	0	0	0	0	0	0	0
Refused to answer	9	4	0	0	0	0	0	0	0	0
Not applicable	0	1650	2000	2000	2023	2023	2023	2044	2044	2044

M. How many are you pretty certain are strongly liberal?

[VAR: ACQWKLIB]

<u>RESPONSE</u>	<u>PUNCH</u>	<u>YEAR</u>								
		<u>2006-1</u>	<u>2006-2</u>	<u>2006-3</u>	<u>2008-1</u>	<u>2008-2</u>	<u>2008-3</u>	<u>2010-1</u>	<u>2010-2</u>	<u>2010-3</u>
0	1	49	0	0	0	0	0	0	0	0
1	2	18	0	0	0	0	0	0	0	0
2-5	3	64	0	0	0	0	0	0	0	0
6-10	4	24	0	0	0	0	0	0	0	0
More than 10	5	64	0	0	0	0	0	0	0	0
I don't have a job	6	4	0	0	0	0	0	0	0	0
Don't know	8	123	0	0	0	0	0	0	0	0
Refused to answer	9	4	0	0	0	0	0	0	0	0
Not applicable	0	1650	2000	2000	2023	2023	2023	2044	2044	2044

N. How many are you pretty certain are strongly conservative?

[VAR: ACQWKCON]

<u>RESPONSE</u>	<u>PUNCH</u>	<u>YEAR</u>								
		<u>2006-1</u>	<u>2006-2</u>	<u>2006-3</u>	<u>2008-1</u>	<u>2008-2</u>	<u>2008-3</u>	<u>2010-1</u>	<u>2010-2</u>	<u>2010-3</u>
0	1	48	0	0	0	0	0	0	0	0
1	2	15	0	0	0	0	0	0	0	0
2-5	3	63	0	0	0	0	0	0	0	0
6-10	4	28	0	0	0	0	0	0	0	0
More than 10	5	74	0	0	0	0	0	0	0	0
I don't have a job	6	4	0	0	0	0	0	0	0	0
Don't know	8	113	0	0	0	0	0	0	0	0
Refused to answer	9	5	0	0	0	0	0	0	0	0
Not applicable	0	1650	2000	2000	2023	2023	2023	2044	2044	2044

O. How many women that you are acquainted with through work are you pretty certain live in a romantic relationship with a man to whom they are not married?

[VAR: ACQWKCOH]

<u>RESPONSE</u>	<u>PUNCH</u>	<u>YEAR</u>								
		<u>2006-1</u>	<u>2006-2</u>	<u>2006-3</u>	<u>2008-1</u>	<u>2008-2</u>	<u>2008-3</u>	<u>2010-1</u>	<u>2010-2</u>	<u>2010-3</u>
0	1	108	0	0	0	0	0	0	0	0
1	2	42	0	0	0	0	0	0	0	0
2-5	3	80	0	0	0	0	0	0	0	0
6-10	4	19	0	0	0	0	0	0	0	0
More than 10	5	18	0	0	0	0	0	0	0	0
I don't have a job	6	3	0	0	0	0	0	0	0	0
Don't know	8	76	0	0	0	0	0	0	0	0
Refused to answer	9	4	0	0	0	0	0	0	0	0
Not applicable	0	1650	2000	2000	2023	2023	2023	2044	2044	2044

416. Next, we are going to ask about people that you are acquainted with through schools, clubs, associations, or places of worship.

A. How many of the people you are acquainted with through schools, clubs, associations, or places of worship are named Mark?

[VAR: ACQVAMRK]

<u>RESPONSE</u>	<u>PUNCH</u>	<u>YEAR</u>								
		<u>2006-1</u>	<u>2006-2</u>	<u>2006-3</u>	<u>2008-1</u>	<u>2008-2</u>	<u>2008-3</u>	<u>2010-1</u>	<u>2010-2</u>	<u>2010-3</u>
0	1	223	0	0	0	0	0	0	0	0
1	2	56	0	0	0	0	0	0	0	0
2-5	3	60	0	0	0	0	0	0	0	0
6-10	4	2	0	0	0	0	0	0	0	0
More than 10	5	2	0	0	0	0	0	0	0	0
Don't know	8	15	0	0	0	0	0	0	0	0
Refused to answer	9	5	0	0	0	0	0	0	0	0
Not applicable	0	1637	2000	2000	2023	2023	2023	2044	2044	2044

B. How many of the people you are acquainted with through schools, clubs, associations, or places of worship are named Linda?

[VAR: ACQVALIN]

<u>RESPONSE</u>	<u>PUNCH</u>	<u>YEAR</u>								
		<u>2006-1</u>	<u>2006-2</u>	<u>2006-3</u>	<u>2008-1</u>	<u>2008-2</u>	<u>2008-3</u>	<u>2010-1</u>	<u>2010-2</u>	<u>2010-3</u>
0	1	202	0	0	0	0	0	0	0	0
1	2	70	0	0	0	0	0	0	0	0
2-5	3	67	0	0	0	0	0	0	0	0
6-10	4	5	0	0	0	0	0	0	0	0
More than 10	5	2	0	0	0	0	0	0	0	0
Don't know	8	12	0	0	0	0	0	0	0	0
Refused to answer	9	5	0	0	0	0	0	0	0	0
Not applicable	0	1637	2000	2000	2023	2023	2023	2044	2044	2044

C. How many are you pretty certain are currently unemployed?

[VAR: ACQVAUNE]

<u>RESPONSE</u>	<u>PUNCH</u>	<u>YEAR</u>								
		<u>2006-1</u>	<u>2006-2</u>	<u>2006-3</u>	<u>2008-1</u>	<u>2008-2</u>	<u>2008-3</u>	<u>2010-1</u>	<u>2010-2</u>	<u>2010-3</u>
0	1	181	0	0	0	0	0	0	0	0
1	2	22	0	0	0	0	0	0	0	0
2-5	3	47	0	0	0	0	0	0	0	0
6-10	4	13	0	0	0	0	0	0	0	0
More than 10	5	25	0	0	0	0	0	0	0	0
Don't know	8	70	0	0	0	0	0	0	0	0
Refused to answer	9	5	0	0	0	0	0	0	0	0
Not applicable	0	1637	2000	2000	2023	2023	2023	2044	2044	2044

D. How many are you pretty certain own a second home?

[VAR: ACQVAHME]

<u>RESPONSE</u>	<u>PUNCH</u>	<u>YEAR</u>								
		<u>2006-1</u>	<u>2006-2</u>	<u>2006-3</u>	<u>2008-1</u>	<u>2008-2</u>	<u>2008-3</u>	<u>2010-1</u>	<u>2010-2</u>	<u>2010-3</u>
0	1	197	0	0	0	0	0	0	0	0
1	2	29	0	0	0	0	0	0	0	0
2-5	3	44	0	0	0	0	0	0	0	0
6-10	4	9	0	0	0	0	0	0	0	0
More than 10	5	11	0	0	0	0	0	0	0	0
Don't know	8	69	0	0	0	0	0	0	0	0
Refused to answer	9	4	0	0	0	0	0	0	0	0
Not applicable	0	1637	2000	2000	2023	2023	2023	2044	2044	2044

E. How many are you pretty certain are currently in state or federal prison?

[VAR: ACQVAPRI]

<u>RESPONSE</u>	<u>PUNCH</u>	<u>YEAR</u>								
		<u>2006-1</u>	<u>2006-2</u>	<u>2006-3</u>	<u>2008-1</u>	<u>2008-2</u>	<u>2008-3</u>	<u>2010-1</u>	<u>2010-2</u>	<u>2010-3</u>
0	1	291	0	0	0	0	0	0	0	0
1	2	13	0	0	0	0	0	0	0	0
2-5	3	14	0	0	0	0	0	0	0	0
6-10	4	2	0	0	0	0	0	0	0	0
More than 10	5	3	0	0	0	0	0	0	0	0
Don't know	8	36	0	0	0	0	0	0	0	0
Refused to answer	9	4	0	0	0	0	0	0	0	0
Not applicable	0	1637	2000	2000	2023	2023	2023	2044	2044	2044

F. How many are Asian or Asian-American?

[VAR: ACQVAASN]

<u>RESPONSE</u>	<u>PUNCH</u>	<u>YEAR</u>								
		<u>2006-1</u>	<u>2006-2</u>	<u>2006-3</u>	<u>2008-1</u>	<u>2008-2</u>	<u>2008-3</u>	<u>2010-1</u>	<u>2010-2</u>	<u>2010-3</u>
0	1	207	0	0	0	0	0	0	0	0
1	2	31	0	0	0	0	0	0	0	0
2-5	3	70	0	0	0	0	0	0	0	0
6-10	4	8	0	0	0	0	0	0	0	0
More than 10	5	15	0	0	0	0	0	0	0	0
Don't know	8	28	0	0	0	0	0	0	0	0
Refused to answer	9	4	0	0	0	0	0	0	0	0
Not applicable	0	1637	2000	2000	2023	2023	2023	2044	2044	2044

G. How many are Black or African-American?

[VAR: ACQVABLK]

<u>RESPONSE</u>	<u>PUNCH</u>	<u>YEAR</u>								
		<u>2006-1</u>	<u>2006-2</u>	<u>2006-3</u>	<u>2008-1</u>	<u>2008-2</u>	<u>2008-3</u>	<u>2010-1</u>	<u>2010-2</u>	<u>2010-3</u>
0	1	145	0	0	0	0	0	0	0	0
1	2	30	0	0	0	0	0	0	0	0
2-5	3	71	0	0	0	0	0	0	0	0
6-10	4	25	0	0	0	0	0	0	0	0
More than 10	5	67	0	0	0	0	0	0	0	0
Don't know	8	21	0	0	0	0	0	0	0	0
Refused to answer	9	4	0	0	0	0	0	0	0	0
Not applicable	0	1637	2000	2000	2023	2023	2023	2044	2044	2044

H. How many are Hispanic?

[VAR: ACQVAHSP]

<u>RESPONSE</u>	<u>PUNCH</u>	<u>YEAR</u>								
		<u>2006-1</u>	<u>2006-2</u>	<u>2006-3</u>	<u>2008-1</u>	<u>2008-2</u>	<u>2008-3</u>	<u>2010-1</u>	<u>2010-2</u>	<u>2010-3</u>
0	1	168	0	0	0	0	0	0	0	0
1	2	21	0	0	0	0	0	0	0	0
2-5	3	89	0	0	0	0	0	0	0	0
6-10	4	21	0	0	0	0	0	0	0	0
More than 10	5	38	0	0	0	0	0	0	0	0
Don't know	8	22	0	0	0	0	0	0	0	0
Refused to answer	9	4	0	0	0	0	0	0	0	0
Not applicable	0	1637	2000	2000	2023	2023	2023	2044	2044	2044

I. How many are white?

[VAR: ACQVAWHT]

<u>RESPONSE</u>	<u>PUNCH</u>	<u>YEAR</u>								
		<u>2006-1</u>	<u>2006-2</u>	<u>2006-3</u>	<u>2008-1</u>	<u>2008-2</u>	<u>2008-3</u>	<u>2010-1</u>	<u>2010-2</u>	<u>2010-3</u>
0	1	46	0	0	0	0	0	0	0	0
1	2	9	0	0	0	0	0	0	0	0
2-5	3	33	0	0	0	0	0	0	0	0
6-10	4	33	0	0	0	0	0	0	0	0
More than 10	5	214	0	0	0	0	0	0	0	0
Don't know	8	23	0	0	0	0	0	0	0	0
Refused to answer	9	5	0	0	0	0	0	0	0	0
Not applicable	0	1637	2000	2000	2023	2023	2023	2044	2044	2044

J. How many are you pretty certain are gay men or women?

[VAR: ACQVAGAY]

<u>RESPONSE</u>	<u>PUNCH</u>	<u>YEAR</u>								
		<u>2006-1</u>	<u>2006-2</u>	<u>2006-3</u>	<u>2008-1</u>	<u>2008-2</u>	<u>2008-3</u>	<u>2010-1</u>	<u>2010-2</u>	<u>2010-3</u>
0	1	198	0	0	0	0	0	0	0	0
1	2	27	0	0	0	0	0	0	0	0
2-5	3	58	0	0	0	0	0	0	0	0
6-10	4	8	0	0	0	0	0	0	0	0
More than 10	5	12	0	0	0	0	0	0	0	0
Don't know	8	55	0	0	0	0	0	0	0	0
Refused to answer	9	5	0	0	0	0	0	0	0	0
Not applicable	0	1637	2000	2000	2023	2023	2023	2044	2044	2044

K. How many are you pretty certain attend religious services on a regular basis?

[VAR: ACQVAGO]

<u>RESPONSE</u>	<u>PUNCH</u>	<u>YEAR</u>								
		<u>2006-1</u>	<u>2006-2</u>	<u>2006-3</u>	<u>2008-1</u>	<u>2008-2</u>	<u>2008-3</u>	<u>2010-1</u>	<u>2010-2</u>	<u>2010-3</u>
0	1	60	0	0	0	0	0	0	0	0
1	2	19	0	0	0	0	0	0	0	0
2-5	3	47	0	0	0	0	0	0	0	0
6-10	4	35	0	0	0	0	0	0	0	0
More than 10	5	121	0	0	0	0	0	0	0	0
Don't know	8	77	0	0	0	0	0	0	0	0
Refused to answer	9	4	0	0	0	0	0	0	0	0
Not applicable	0	1637	2000	2000	2023	2023	2023	2044	2044	2044

L. How many are you pretty certain attend religious services rarely or never?

[VAR: ACQVANO]

<u>RESPONSE</u>	<u>PUNCH</u>	<u>YEAR</u>								
		<u>2006-1</u>	<u>2006-2</u>	<u>2006-3</u>	<u>2008-1</u>	<u>2008-2</u>	<u>2008-3</u>	<u>2010-1</u>	<u>2010-2</u>	<u>2010-3</u>
0	1	84	0	0	0	0	0	0	0	0
1	2	10	0	0	0	0	0	0	0	0
2-5	3	52	0	0	0	0	0	0	0	0
6-10	4	27	0	0	0	0	0	0	0	0
More than 10	5	90	0	0	0	0	0	0	0	0
Don't know	8	95	0	0	0	0	0	0	0	0
Refused to answer	9	5	0	0	0	0	0	0	0	0
Not applicable	0	1637	2000	2000	2023	2023	2023	2044	2044	2044

M. How many are you pretty certain are strongly liberal?

[VAR: ACQVALIB]

<u>RESPONSE</u>	<u>PUNCH</u>	<u>YEAR</u>								
		<u>2006-1</u>	<u>2006-2</u>	<u>2006-3</u>	<u>2008-1</u>	<u>2008-2</u>	<u>2008-3</u>	<u>2010-1</u>	<u>2010-2</u>	<u>2010-3</u>
0	1	75	0	0	0	0	0	0	0	0
1	2	17	0	0	0	0	0	0	0	0
2-5	3	59	0	0	0	0	0	0	0	0
6-10	4	26	0	0	0	0	0	0	0	0
More than 10	5	62	0	0	0	0	0	0	0	0
Don't know	8	120	0	0	0	0	0	0	0	0
Refused to answer	9	4	0	0	0	0	0	0	0	0
Not applicable	0	1637	2000	2000	2023	2023	2023	2044	2044	2044

N. How many are you pretty certain are strongly conservative?

[VAR: ACQVACON]

<u>RESPONSE</u>	<u>PUNCH</u>	<u>YEAR</u>								
		<u>2006-1</u>	<u>2006-2</u>	<u>2006-3</u>	<u>2008-1</u>	<u>2008-2</u>	<u>2008-3</u>	<u>2010-1</u>	<u>2010-2</u>	<u>2010-3</u>
0	1	74	0	0	0	0	0	0	0	0
1	2	11	0	0	0	0	0	0	0	0
2-5	3	52	0	0	0	0	0	0	0	0
6-10	4	30	0	0	0	0	0	0	0	0
More than 10	5	73	0	0	0	0	0	0	0	0
Don't know	8	119	0	0	0	0	0	0	0	0
Refused to answer	9	4	0	0	0	0	0	0	0	0
Not applicable	0	1637	2000	2000	2023	2023	2023	2044	2044	2044

- O. How many women that you are acquainted with through schools, clubs, associations, or places of worship are you pretty certain live in a romantic relationship with a man to whom they are not married?

[VAR: ACQVACOH]

<u>RESPONSE</u>	<u>PUNCH</u>	<u>YEAR</u>								
		<u>2006-1</u>	<u>2006-2</u>	<u>2006-3</u>	<u>2008-1</u>	<u>2008-2</u>	<u>2008-3</u>	<u>2010-1</u>	<u>2010-2</u>	<u>2010-3</u>
0	1	151	0	0	0	0	0	0	0	0
1	2	31	0	0	0	0	0	0	0	0
2-5	3	62	0	0	0	0	0	0	0	0
6-10	4	13	0	0	0	0	0	0	0	0
More than 10	5	25	0	0	0	0	0	0	0	0
Don't know	8	76	0	0	0	0	0	0	0	0
Refused to answer	9	5	0	0	0	0	0	0	0	0
Not applicable	0	1637	2000	2000	2023	2023	2023	2044	2044	2044

417. Now thinking about all the people you are acquainted with:

- A. How many of do you think are Republicans? Would you say...

[VAR: ACQREPS]

<u>RESPONSE</u>	<u>PUNCH</u>	<u>YEAR</u>								
		<u>2006-1</u>	<u>2006-2</u>	<u>2006-3</u>	<u>2008-1</u>	<u>2008-2</u>	<u>2008-3</u>	<u>2010-1</u>	<u>2010-2</u>	<u>2010-3</u>
Almost all	1	47	0	0	0	0	0	0	0	0
Most	2	116	0	0	0	0	0	0	0	0
About half	3	338	0	0	0	0	0	0	0	0
A few	4	226	0	0	0	0	0	0	0	0
None	5	49	0	0	0	0	0	0	0	0
Don't Know	8	150	0	0	0	0	0	0	0	0
Refused	9	12	0	0	0	0	0	0	0	0
Not applicable	0	1062	2000	2000	2023	2023	2023	2044	2044	2044

B. How many of do you think are Democrats? Would you say...

[VAR: ACQDEMS]

<u>RESPONSE</u>	<u>PUNCH</u>	<u>YEAR</u>								
		<u>2006-1</u>	<u>2006-2</u>	<u>2006-3</u>	<u>2008-1</u>	<u>2008-2</u>	<u>2008-3</u>	<u>2010-1</u>	<u>2010-2</u>	<u>2010-3</u>
Almost all	1	78	0	0	0	0	0	0	0	0
Most	2	107	0	0	0	0	0	0	0	0
About half	3	375	0	0	0	0	0	0	0	0
A few	4	200	0	0	0	0	0	0	0	0
None	5	21	0	0	0	0	0	0	0	0
Don't Know	8	145	0	0	0	0	0	0	0	0
Refused	9	12	0	0	0	0	0	0	0	0
Not applicable	0	1062	2000	2000	2023	2023	2023	2044	2044	2044

C. How many do you think attend religious services regularly? Would you say...

[VAR: ACQATTND]

<u>RESPONSE</u>	<u>PUNCH</u>	<u>YEAR</u>								
		<u>2006-1</u>	<u>2006-2</u>	<u>2006-3</u>	<u>2008-1</u>	<u>2008-2</u>	<u>2008-3</u>	<u>2010-1</u>	<u>2010-2</u>	<u>2010-3</u>
Almost all	1	55	0	0	0	0	0	0	0	0
Most	2	170	0	0	0	0	0	0	0	0
About half	3	301	0	0	0	0	0	0	0	0
A few	4	255	0	0	0	0	0	0	0	0
None	5	25	0	0	0	0	0	0	0	0
Don't Know	8	120	0	0	0	0	0	0	0	0
Refused	9	12	0	0	0	0	0	0	0	0
Not applicable	0	1062	2000	2000	2023	2023	2023	2044	2044	2044

418. Are the people that you are acquainted with...

[VAR: ACQMYRAC]

<u>RESPONSE</u>	<u>PUNCH</u>	<u>YEAR</u>								
		<u>2006-1</u>	<u>2006-2</u>	<u>2006-3</u>	<u>2008-1</u>	<u>2008-2</u>	<u>2008-3</u>	<u>2010-1</u>	<u>2010-2</u>	<u>2010-3</u>
Almost all the same race as you	1	298	0	0	0	0	0	0	0	0
Mostly the same race as you	2	374	0	0	0	0	0	0	0	0
About evenly divided between the same race as you and other races	3	187	0	0	0	0	0	0	0	0
Mostly a different race than you	4	37	0	0	0	0	0	0	0	0
Almost all a different race than you	5	12	0	0	0	0	0	0	0	0
Don't know	8	18	0	0	0	0	0	0	0	0
Refused	9	12	0	0	0	0	0	0	0	0
Not applicable	0	1062	2000	2000	2023	2023	2023	2044	2044	2044

419. Now I'm going to ask you some questions about people that you trust, for example good friends, people you discuss important matters with, or trust for advice, or trust with money. Some of these questions may seem unusual but they are an important way to help us understand more about social networks in America. Please answer the questions as best you can.

A. How many of the people that you trust are named Kevin?

[VAR: TRTKEVIN]

<u>RESPONSE</u>	<u>PUNCH</u>	<u>YEAR</u>								
		<u>2006-1</u>	<u>2006-2</u>	<u>2006-3</u>	<u>2008-1</u>	<u>2008-2</u>	<u>2008-3</u>	<u>2010-1</u>	<u>2010-2</u>	<u>2010-3</u>
0	1	284	0	0	0	0	0	0	0	0
1	2	116	0	0	0	0	0	0	0	0
1-5	3	39	0	0	0	0	0	0	0	0
6-10	4	0	0	0	0	0	0	0	0	0
More than 10	5	0	0	0	0	0	0	0	0	0
Don't know	8	15	0	0	0	0	0	0	0	0
Refused to answer	9	10	0	0	0	0	0	0	0	0
Not applicable	0	1536	2000	2000	2023	2023	2023	2044	2044	2044

B. How many are named Karen?

[VAR: TRTKAREN]

<u>RESPONSE</u>	<u>PUNCH</u>	<u>YEAR</u>								
		<u>2006-1</u>	<u>2006-2</u>	<u>2006-3</u>	<u>2008-1</u>	<u>2008-2</u>	<u>2008-3</u>	<u>2010-1</u>	<u>2010-2</u>	<u>2010-3</u>
0	1	257	0	0	0	0	0	0	0	0
1	2	135	0	0	0	0	0	0	0	0
1-5	3	46	0	0	0	0	0	0	0	0
6-10	4	3	0	0	0	0	0	0	0	0
More than 10	5	0	0	0	0	0	0	0	0	0
Don't know	8	13	0	0	0	0	0	0	0	0
Refused to answer	9	10	0	0	0	0	0	0	0	0
Not applicable	0	1536	2000	2000	2023	2023	2023	2044	2044	2044

C. How many are named Shawn?

[VAR: TRTSHAWN]

<u>RESPONSE</u>	<u>PUNCH</u>	<u>YEAR</u>								
		<u>2006-1</u>	<u>2006-2</u>	<u>2006-3</u>	<u>2008-1</u>	<u>2008-2</u>	<u>2008-3</u>	<u>2010-1</u>	<u>2010-2</u>	<u>2010-3</u>
0	1	309	0	0	0	0	0	0	0	0
1	2	103	0	0	0	0	0	0	0	0
1-5	3	30	0	0	0	0	0	0	0	0
6-10	4	0	0	0	0	0	0	0	0	0
More than 10	5	1	0	0	0	0	0	0	0	0
Don't know	8	11	0	0	0	0	0	0	0	0
Refused to answer	9	10	0	0	0	0	0	0	0	0
Not applicable	0	1536	2000	2000	2023	2023	2023	2044	2044	2044

D. How many are named Brenda?

[VAR: TRTBRNDA]

<u>RESPONSE</u>	<u>PUNCH</u>	<u>YEAR</u>								
		<u>2006-1</u>	<u>2006-2</u>	<u>2006-3</u>	<u>2008-1</u>	<u>2008-2</u>	<u>2008-3</u>	<u>2010-1</u>	<u>2010-2</u>	<u>2010-3</u>
0	1	321	0	0	0	0	0	0	0	0
1	2	79	0	0	0	0	0	0	0	0
1-5	3	40	0	0	0	0	0	0	0	0
6-10	4	2	0	0	0	0	0	0	0	0
More than 10	5	0	0	0	0	0	0	0	0	0
Don't know	8	12	0	0	0	0	0	0	0	0
Refused to answer	9	10	0	0	0	0	0	0	0	0
Not applicable	0	1536	2000	2000	2023	2023	2023	2044	2044	2044

E. How many are named Keith?

[VAR: TRTKEITH]

<u>RESPONSE</u>	<u>PUNCH</u>	<u>YEAR</u>								
		<u>2006-1</u>	<u>2006-2</u>	<u>2006-3</u>	<u>2008-1</u>	<u>2008-2</u>	<u>2008-3</u>	<u>2010-1</u>	<u>2010-2</u>	<u>2010-3</u>
0	1	311	0	0	0	0	0	0	0	0
1	2	102	0	0	0	0	0	0	0	0
1-5	3	28	0	0	0	0	0	0	0	0
6-10	4	1	0	0	0	0	0	0	0	0
More than 10	5	0	0	0	0	0	0	0	0	0
Don't know	8	12	0	0	0	0	0	0	0	0
Refused to answer	9	10	0	0	0	0	0	0	0	0
Not applicable	0	1536	2000	2000	2023	2023	2023	2044	2044	2044

F. How many are named Rachel?

[VAR: TRTRACHL]

<u>RESPONSE</u>	<u>PUNCH</u>	<u>YEAR</u>								
		<u>2006-1</u>	<u>2006-2</u>	<u>2006-3</u>	<u>2008-1</u>	<u>2008-2</u>	<u>2008-3</u>	<u>2010-1</u>	<u>2010-2</u>	<u>2010-3</u>
0	1	336	0	0	0	0	0	0	0	0
1	2	79	0	0	0	0	0	0	0	0
1-5	3	24	0	0	0	0	0	0	0	0
6-10	4	1	0	0	0	0	0	0	0	0
More than 10	5	1	0	0	0	0	0	0	0	0
Don't know	8	13	0	0	0	0	0	0	0	0
Refused to answer	9	10	0	0	0	0	0	0	0	0
Not applicable	0	1536	2000	2000	2023	2023	2023	2044	2044	2044

G. How many are named Mark?

[VAR: TRTMARK]

<u>RESPONSE</u>	<u>PUNCH</u>	<u>YEAR</u>								
		<u>2006-1</u>	<u>2006-2</u>	<u>2006-3</u>	<u>2008-1</u>	<u>2008-2</u>	<u>2008-3</u>	<u>2010-1</u>	<u>2010-2</u>	<u>2010-3</u>
0	1	248	0	0	0	0	0	0	0	0
1	2	115	0	0	0	0	0	0	0	0
1-5	3	79	0	0	0	0	0	0	0	0
6-10	4	2	0	0	0	0	0	0	0	0
More than 10	5	0	0	0	0	0	0	0	0	0
Don't know	8	10	0	0	0	0	0	0	0	0
Refused to answer	9	10	0	0	0	0	0	0	0	0
Not applicable	0	1536	2000	2000	2023	2023	2023	2044	2044	2044

H. How many are named Linda?

[VAR: TRTLINDA]

<u>RESPONSE</u>	<u>PUNCH</u>	<u>YEAR</u>								
		<u>2006-1</u>	<u>2006-2</u>	<u>2006-3</u>	<u>2008-1</u>	<u>2008-2</u>	<u>2008-3</u>	<u>2010-1</u>	<u>2010-2</u>	<u>2010-3</u>
0	1	244	0	0	0	0	0	0	0	0
1	2	119	0	0	0	0	0	0	0	0
1-5	3	76	0	0	0	0	0	0	0	0
6-10	4	3	0	0	0	0	0	0	0	0
More than 10	5	0	0	0	0	0	0	0	0	0
Don't know	8	12	0	0	0	0	0	0	0	0
Refused to answer	9	10	0	0	0	0	0	0	0	0
Not applicable	0	1536	2000	2000	2023	2023	2023	2044	2044	2044

I. How many are named Jose?

[VAR: TRTJOSE]

<u>RESPONSE</u>	<u>PUNCH</u>	<u>YEAR</u>								
		<u>2006-1</u>	<u>2006-2</u>	<u>2006-3</u>	<u>2008-1</u>	<u>2008-2</u>	<u>2008-3</u>	<u>2010-1</u>	<u>2010-2</u>	<u>2010-3</u>
0	1	353	0	0	0	0	0	0	0	0
1	2	69	0	0	0	0	0	0	0	0
1-5	3	21	0	0	0	0	0	0	0	0
6-10	4	1	0	0	0	0	0	0	0	0
More than 10	5	0	0	0	0	0	0	0	0	0
Don't know	8	10	0	0	0	0	0	0	0	0
Refused to answer	9	10	0	0	0	0	0	0	0	0
Not applicable	0	1536	2000	2000	2023	2023	2023	2044	2044	2044

J. How many are named Maria?

[VAR: TRTMARIA]

<u>RESPONSE</u>	<u>PUNCH</u>	<u>YEAR</u>								
		<u>2006-1</u>	<u>2006-2</u>	<u>2006-3</u>	<u>2008-1</u>	<u>2008-2</u>	<u>2008-3</u>	<u>2010-1</u>	<u>2010-2</u>	<u>2010-3</u>
0	1	332	0	0	0	0	0	0	0	0
1	2	78	0	0	0	0	0	0	0	0
1-5	3	31	0	0	0	0	0	0	0	0
6-10	4	1	0	0	0	0	0	0	0	0
More than 10	5	2	0	0	0	0	0	0	0	0
Don't know	8	10	0	0	0	0	0	0	0	0
Refused to answer	9	10	0	0	0	0	0	0	0	0
Not applicable	0	1536	2000	2000	2023	2023	2023	2044	2044	2044

K. How many people that you trust are police officers?

[VAR: TRTCOPS]

<u>RESPONSE</u>	<u>PUNCH</u>	<u>YEAR</u>								
		<u>2006-1</u>	<u>2006-2</u>	<u>2006-3</u>	<u>2008-1</u>	<u>2008-2</u>	<u>2008-3</u>	<u>2010-1</u>	<u>2010-2</u>	<u>2010-3</u>
0	1	251	0	0	0	0	0	0	0	0
1	2	70	0	0	0	0	0	0	0	0
1-5	3	97	0	0	0	0	0	0	0	0
6-10	4	12	0	0	0	0	0	0	0	0
More than 10	5	16	0	0	0	0	0	0	0	0
Don't know	8	9	0	0	0	0	0	0	0	0
Refused to answer	9	9	0	0	0	0	0	0	0	0
Not applicable	0	1536	2000	2000	2023	2023	2023	2044	2044	2044

L. How many are lawyers?

[VAR: TRTLAWS]

<u>RESPONSE</u>	<u>PUNCH</u>	<u>YEAR</u>								
		<u>2006-1</u>	<u>2006-2</u>	<u>2006-3</u>	<u>2008-1</u>	<u>2008-2</u>	<u>2008-3</u>	<u>2010-1</u>	<u>2010-2</u>	<u>2010-3</u>
0	1	253	0	0	0	0	0	0	0	0
1	2	95	0	0	0	0	0	0	0	0
1-5	3	81	0	0	0	0	0	0	0	0
6-10	4	10	0	0	0	0	0	0	0	0
More than 10	5	8	0	0	0	0	0	0	0	0
Don't know	8	8	0	0	0	0	0	0	0	0
Refused to answer	9	9	0	0	0	0	0	0	0	0
Not applicable	0	1536	2000	2000	2023	2023	2023	2044	2044	2044

M. How many are social workers?

[VAR: TRTSOCS]

<u>RESPONSE</u>	<u>PUNCH</u>	<u>YEAR</u>								
		<u>2006-1</u>	<u>2006-2</u>	<u>2006-3</u>	<u>2008-1</u>	<u>2008-2</u>	<u>2008-3</u>	<u>2010-1</u>	<u>2010-2</u>	<u>2010-3</u>
0	1	273	0	0	0	0	0	0	0	0
1	2	83	0	0	0	0	0	0	0	0
1-5	3	77	0	0	0	0	0	0	0	0
6-10	4	4	0	0	0	0	0	0	0	0
More than 10	5	7	0	0	0	0	0	0	0	0
Don't know	8	11	0	0	0	0	0	0	0	0
Refused to answer	9	9	0	0	0	0	0	0	0	0
Not applicable	0	1536	2000	2000	2023	2023	2023	2044	2044	2044

N. How many are janitors or building cleaners?

[VAR: TRTJANS]

<u>RESPONSE</u>	<u>PUNCH</u>	<u>YEAR</u>								
		<u>2006-1</u>	<u>2006-2</u>	<u>2006-3</u>	<u>2008-1</u>	<u>2008-2</u>	<u>2008-3</u>	<u>2010-1</u>	<u>2010-2</u>	<u>2010-3</u>
0	1	290	0	0	0	0	0	0	0	0
1	2	77	0	0	0	0	0	0	0	0
1-5	3	64	0	0	0	0	0	0	0	0
6-10	4	9	0	0	0	0	0	0	0	0
More than 10	5	2	0	0	0	0	0	0	0	0
Don't know	8	13	0	0	0	0	0	0	0	0
Refused to answer	9	9	0	0	0	0	0	0	0	0
Not applicable	0	1536	2000	2000	2023	2023	2023	2044	2044	2044

O. How many are child care workers?

[VAR: TRTCHILD]

<u>RESPONSE</u>	<u>PUNCH</u>	<u>YEAR</u>								
		<u>2006-1</u>	<u>2006-2</u>	<u>2006-3</u>	<u>2008-1</u>	<u>2008-2</u>	<u>2008-3</u>	<u>2010-1</u>	<u>2010-2</u>	<u>2010-3</u>
0	1	285	0	0	0	0	0	0	0	0
1	2	57	0	0	0	0	0	0	0	0
1-5	3	85	0	0	0	0	0	0	0	0
6-10	4	7	0	0	0	0	0	0	0	0
More than 10	5	8	0	0	0	0	0	0	0	0
Don't know	8	13	0	0	0	0	0	0	0	0
Refused to answer	9	9	0	0	0	0	0	0	0	0
Not applicable	0	1536	2000	2000	2023	2023	2023	2044	2044	2044

P. How many are electricians?

[VAR: TRTELECS]

<u>RESPONSE</u>	<u>PUNCH</u>	<u>YEAR</u>								
		<u>2006-1</u>	<u>2006-2</u>	<u>2006-3</u>	<u>2008-1</u>	<u>2008-2</u>	<u>2008-3</u>	<u>2010-1</u>	<u>2010-2</u>	<u>2010-3</u>
0	1	243	0	0	0	0	0	0	0	0
1	2	108	0	0	0	0	0	0	0	0
1-5	3	78	0	0	0	0	0	0	0	0
6-10	4	8	0	0	0	0	0	0	0	0
More than 10	5	3	0	0	0	0	0	0	0	0
Don't know	8	15	0	0	0	0	0	0	0	0
Refused to answer	9	9	0	0	0	0	0	0	0	0
Not applicable	0	1536	2000	2000	2023	2023	2023	2044	2044	2044

Q. How many of the people that you trust are currently serving in the armed forces?

[VAR: TRTMILS]

<u>RESPONSE</u>	<u>PUNCH</u>	<u>YEAR</u>								
		<u>2006-1</u>	<u>2006-2</u>	<u>2006-3</u>	<u>2008-1</u>	<u>2008-2</u>	<u>2008-3</u>	<u>2010-1</u>	<u>2010-2</u>	<u>2010-3</u>
0	1	266	0	0	0	0	0	0	0	0
1	2	63	0	0	0	0	0	0	0	0
1-5	3	85	0	0	0	0	0	0	0	0
6-10	4	13	0	0	0	0	0	0	0	0
More than 10	5	16	0	0	0	0	0	0	0	0
Don't know	8	12	0	0	0	0	0	0	0	0
Refused to answer	9	9	0	0	0	0	0	0	0	0
Not applicable	0	1536	2000	2000	2023	2023	2023	2044	2044	2044

R. How many of the people that you trust are you pretty certain are currently unemployed?

[VAR: TRTUNEMP]

<u>RESPONSE</u>	<u>PUNCH</u>	<u>YEAR</u>								
		<u>2006-1</u>	<u>2006-2</u>	<u>2006-3</u>	<u>2008-1</u>	<u>2008-2</u>	<u>2008-3</u>	<u>2010-1</u>	<u>2010-2</u>	<u>2010-3</u>
0	1	254	0	0	0	0	0	0	0	0
1	2	76	0	0	0	0	0	0	0	0
1-5	3	65	0	0	0	0	0	0	0	0
6-10	4	12	0	0	0	0	0	0	0	0
More than 10	5	12	0	0	0	0	0	0	0	0
Don't know	8	35	0	0	0	0	0	0	0	0
Refused to answer	9	10	0	0	0	0	0	0	0	0
Not applicable	0	1536	2000	2000	2023	2023	2023	2044	2044	2044

S. How many are you pretty certain own a second home?

[VAR: TRTHOME]

<u>RESPONSE</u>	<u>PUNCH</u>	<u>YEAR</u>								
		<u>2006-1</u>	<u>2006-2</u>	<u>2006-3</u>	<u>2008-1</u>	<u>2008-2</u>	<u>2008-3</u>	<u>2010-1</u>	<u>2010-2</u>	<u>2010-3</u>
0	1	246	0	0	0	0	0	0	0	0
1	2	71	0	0	0	0	0	0	0	0
1-5	3	92	0	0	0	0	0	0	0	0
6-10	4	12	0	0	0	0	0	0	0	0
More than 10	5	8	0	0	0	0	0	0	0	0
Don't know	8	25	0	0	0	0	0	0	0	0
Refused to answer	9	10	0	0	0	0	0	0	0	0
Not applicable	0	1536	2000	2000	2023	2023	2023	2044	2044	2044

T. How many are you pretty certain are currently in state or federal prison?

[VAR: TRTPRISN]

<u>RESPONSE</u>	<u>PUNCH</u>	<u>YEAR</u>								
		<u>2006-1</u>	<u>2006-2</u>	<u>2006-3</u>	<u>2008-1</u>	<u>2008-2</u>	<u>2008-3</u>	<u>2010-1</u>	<u>2010-2</u>	<u>2010-3</u>
0	1	402	0	0	0	0	0	0	0	0
1	2	26	0	0	0	0	0	0	0	0
1-5	3	10	0	0	0	0	0	0	0	0
6-10	4	1	0	0	0	0	0	0	0	0
More than 10	5	0	0	0	0	0	0	0	0	0
Don't know	8	15	0	0	0	0	0	0	0	0
Refused to answer	9	10	0	0	0	0	0	0	0	0
Not applicable	0	1536	2000	2000	2023	2023	2023	2044	2044	2044

U. How many are Asian or Asian-American?

[VAR: TRTASIAN]

<u>RESPONSE</u>	<u>PUNCH</u>	<u>YEAR</u>								
		<u>2006-1</u>	<u>2006-2</u>	<u>2006-3</u>	<u>2008-1</u>	<u>2008-2</u>	<u>2008-3</u>	<u>2010-1</u>	<u>2010-2</u>	<u>2010-3</u>
0	1	292	0	0	0	0	0	0	0	0
1	2	55	0	0	0	0	0	0	0	0
1-5	3	65	0	0	0	0	0	0	0	0
6-10	4	13	0	0	0	0	0	0	0	0
More than 10	5	17	0	0	0	0	0	0	0	0
Don't know	8	11	0	0	0	0	0	0	0	0
Refused to answer	9	11	0	0	0	0	0	0	0	0
Not applicable	0	1536	2000	2000	2023	2023	2023	2044	2044	2044

V. How many are Black or African-American?

[VAR: TRTBLACK]

<u>RESPONSE</u>	<u>PUNCH</u>	<u>YEAR</u>								
		<u>2006-1</u>	<u>2006-2</u>	<u>2006-3</u>	<u>2008-1</u>	<u>2008-2</u>	<u>2008-3</u>	<u>2010-1</u>	<u>2010-2</u>	<u>2010-3</u>
0	1	195	0	0	0	0	0	0	0	0
1	2	58	0	0	0	0	0	0	0	0
1-5	3	117	0	0	0	0	0	0	0	0
6-10	4	39	0	0	0	0	0	0	0	0
More than 10	5	33	0	0	0	0	0	0	0	0
Don't know	8	11	0	0	0	0	0	0	0	0
Refused to answer	9	11	0	0	0	0	0	0	0	0
Not applicable	0	1536	2000	2000	2023	2023	2023	2044	2044	2044

W. How many are Hispanic?

[VAR: TRTHISP]

<u>RESPONSE</u>	<u>PUNCH</u>	<u>YEAR</u>								
		<u>2006-1</u>	<u>2006-2</u>	<u>2006-3</u>	<u>2008-1</u>	<u>2008-2</u>	<u>2008-3</u>	<u>2010-1</u>	<u>2010-2</u>	<u>2010-3</u>
0	1	264	0	0	0	0	0	0	0	0
1	2	55	0	0	0	0	0	0	0	0
1-5	3	89	0	0	0	0	0	0	0	0
6-10	4	16	0	0	0	0	0	0	0	0
More than 10	5	18	0	0	0	0	0	0	0	0
Don't know	8	11	0	0	0	0	0	0	0	0
Refused to answer	9	11	0	0	0	0	0	0	0	0
Not applicable	0	1536	2000	2000	2023	2023	2023	2044	2044	2044

X. How many are White?

[VAR: TRTWHITE]

<u>RESPONSE</u>	<u>PUNCH</u>	<u>YEAR</u>								
		<u>2006-1</u>	<u>2006-2</u>	<u>2006-3</u>	<u>2008-1</u>	<u>2008-2</u>	<u>2008-3</u>	<u>2010-1</u>	<u>2010-2</u>	<u>2010-3</u>
0	1	40	0	0	0	0	0	0	0	0
1	2	24	0	0	0	0	0	0	0	0
1-5	3	103	0	0	0	0	0	0	0	0
6-10	4	56	0	0	0	0	0	0	0	0
More than 10	5	216	0	0	0	0	0	0	0	0
Don't know	8	14	0	0	0	0	0	0	0	0
Refused to answer	9	11	0	0	0	0	0	0	0	0
Not applicable	0	1536	2000	2000	2023	2023	2023	2044	2044	2044

Y. How many are gay men or women?

[VAR: TRTGAY]

<u>RESPONSE</u>	<u>PUNCH</u>	<u>YEAR</u>								
		<u>2006-1</u>	<u>2006-2</u>	<u>2006-3</u>	<u>2008-1</u>	<u>2008-2</u>	<u>2008-3</u>	<u>2010-1</u>	<u>2010-2</u>	<u>2010-3</u>
0	1	271	0	0	0	0	0	0	0	0
1	2	63	0	0	0	0	0	0	0	0
1-5	3	80	0	0	0	0	0	0	0	0
6-10	4	6	0	0	0	0	0	0	0	0
More than 10	5	11	0	0	0	0	0	0	0	0
Don't know	8	23	0	0	0	0	0	0	0	0
Refused to answer	9	10	0	0	0	0	0	0	0	0
Not applicable	0	1536	2000	2000	2023	2023	2023	2044	2044	2044

Z. How many of the women that you trust are you pretty certain live in a romantic relationship with a man to whom they are not married?

[VAR: TRTCOHAB]

<u>RESPONSE</u>	<u>PUNCH</u>	<u>YEAR</u>								
		<u>2006-1</u>	<u>2006-2</u>	<u>2006-3</u>	<u>2008-1</u>	<u>2008-2</u>	<u>2008-3</u>	<u>2010-1</u>	<u>2010-2</u>	<u>2010-3</u>
0	1	233	0	0	0	0	0	0	0	0
1	2	65	0	0	0	0	0	0	0	0
1-5	3	102	0	0	0	0	0	0	0	0
6-10	4	14	0	0	0	0	0	0	0	0
More than 10	5	12	0	0	0	0	0	0	0	0
Don't know	8	28	0	0	0	0	0	0	0	0
Refused to answer	9	10	0	0	0	0	0	0	0	0
Not applicable	0	1536	2000	2000	2023	2023	2023	2044	2044	2044

AA. How many of the people that you trust are you pretty certain attend religious services on a regular basis?

[VAR: TRTGOATT]

<u>RESPONSE</u>	<u>PUNCH</u>	<u>YEAR</u>								
		<u>2006-1</u>	<u>2006-2</u>	<u>2006-3</u>	<u>2008-1</u>	<u>2008-2</u>	<u>2008-3</u>	<u>2010-1</u>	<u>2010-2</u>	<u>2010-3</u>
0	1	62	0	0	0	0	0	0	0	0
1	2	44	0	0	0	0	0	0	0	0
1-5	3	117	0	0	0	0	0	0	0	0
6-10	4	53	0	0	0	0	0	0	0	0
More than 10	5	135	0	0	0	0	0	0	0	0
Don't know	8	43	0	0	0	0	0	0	0	0
Refused to answer	9	10	0	0	0	0	0	0	0	0
Not applicable	0	1536	2000	2000	2023	2023	2023	2044	2044	2044

AB. How many are you pretty certain attend religious services rarely or never?

[VAR: TRTNOATT]

<u>RESPONSE</u>	<u>PUNCH</u>	<u>YEAR</u>								
		<u>2006-1</u>	<u>2006-2</u>	<u>2006-3</u>	<u>2008-1</u>	<u>2008-2</u>	<u>2008-3</u>	<u>2010-1</u>	<u>2010-2</u>	<u>2010-3</u>
0	1	68	0	0	0	0	0	0	0	0
1	2	40	0	0	0	0	0	0	0	0
1-5	3	148	0	0	0	0	0	0	0	0
6-10	4	49	0	0	0	0	0	0	0	0
More than 10	5	94	0	0	0	0	0	0	0	0
Don't know	8	54	0	0	0	0	0	0	0	0
Refused to answer	9	11	0	0	0	0	0	0	0	0
Not applicable	0	1536	2000	2000	2023	2023	2023	2044	2044	2044

AC. How many are you pretty certain are strongly liberal?

[VAR: TRTLIB]

<u>RESPONSE</u>	<u>PUNCH</u>	<u>YEAR</u>								
		<u>2006-1</u>	<u>2006-2</u>	<u>2006-3</u>	<u>2008-1</u>	<u>2008-2</u>	<u>2008-3</u>	<u>2010-1</u>	<u>2010-2</u>	<u>2010-3</u>
0	1	95	0	0	0	0	0	0	0	0
1	2	41	0	0	0	0	0	0	0	0
1-5	3	122	0	0	0	0	0	0	0	0
6-10	4	52	0	0	0	0	0	0	0	0
More than 10	5	51	0	0	0	0	0	0	0	0
Don't know	8	92	0	0	0	0	0	0	0	0
Refused to answer	9	11	0	0	0	0	0	0	0	0
Not applicable	0	1536	2000	2000	2023	2023	2023	2044	2044	2044

AD. How many are you pretty certain are strongly conservative?

[VAR: TRTCON]

<u>RESPONSE</u>	<u>PUNCH</u>	<u>YEAR</u>								
		<u>2006-1</u>	<u>2006-2</u>	<u>2006-3</u>	<u>2008-1</u>	<u>2008-2</u>	<u>2008-3</u>	<u>2010-1</u>	<u>2010-2</u>	<u>2010-3</u>
0	1	81	0	0	0	0	0	0	0	0
1	2	38	0	0	0	0	0	0	0	0
1-5	3	121	0	0	0	0	0	0	0	0
6-10	4	62	0	0	0	0	0	0	0	0
More than 10	5	64	0	0	0	0	0	0	0	0
Don't know	8	87	0	0	0	0	0	0	0	0
Refused to answer	9	11	0	0	0	0	0	0	0	0
Not applicable	0	1536	2000	2000	2023	2023	2023	2044	2044	2044

420. A. How many of the people that you trust do you think are Republicans? Would you say...

[VAR: TRTREPS]

<u>RESPONSE</u>	<u>PUNCH</u>	<u>YEAR</u>								
		<u>2006-1</u>	<u>2006-2</u>	<u>2006-3</u>	<u>2008-1</u>	<u>2008-2</u>	<u>2008-3</u>	<u>2010-1</u>	<u>2010-2</u>	<u>2010-3</u>
Almost all	1	34	0	0	0	0	0	0	0	0
Most	2	61	0	0	0	0	0	0	0	0
About half	3	126	0	0	0	0	0	0	0	0
A few, or	4	99	0	0	0	0	0	0	0	0
None	5	54	0	0	0	0	0	0	0	0
Don't know	8	79	0	0	0	0	0	0	0	0
Refused to answer	9	11	0	0	0	0	0	0	0	0
Not applicable	0	1536	2000	2000	2023	2023	2023	2044	2044	2044

B. How many do you think are Democrats? (Would you say...)

[VAR: TRTDEMS]

<u>RESPONSE</u>	<u>PUNCH</u>	<u>YEAR</u>								
		<u>2006-1</u>	<u>2006-2</u>	<u>2006-3</u>	<u>2008-1</u>	<u>2008-2</u>	<u>2008-3</u>	<u>2010-1</u>	<u>2010-2</u>	<u>2010-3</u>
Almost all	1	42	0	0	0	0	0	0	0	0
Most	2	50	0	0	0	0	0	0	0	0
About half	3	139	0	0	0	0	0	0	0	0
A few, or	4	116	0	0	0	0	0	0	0	0
None	5	27	0	0	0	0	0	0	0	0
Don't know	8	79	0	0	0	0	0	0	0	0
Refused to answer	9	11	0	0	0	0	0	0	0	0
Not applicable	0	1536	2000	2000	2023	2023	2023	2044	2044	2044

C. How many do you think attend religious services regularly? (Would you say...)

[VAR: TRTATTND]

<u>RESPONSE</u>	<u>PUNCH</u>	<u>YEAR</u>								
		<u>2006-1</u>	<u>2006-2</u>	<u>2006-3</u>	<u>2008-1</u>	<u>2008-2</u>	<u>2008-3</u>	<u>2010-1</u>	<u>2010-2</u>	<u>2010-3</u>
Almost all	1	57	0	0	0	0	0	0	0	0
Most	2	75	0	0	0	0	0	0	0	0
About half	3	126	0	0	0	0	0	0	0	0
A few, or	4	98	0	0	0	0	0	0	0	0
None	5	30	0	0	0	0	0	0	0	0
Don't know	8	67	0	0	0	0	0	0	0	0
Refused to answer	9	11	0	0	0	0	0	0	0	0
Not applicable	0	1536	2000	2000	2023	2023	2023	2044	2044	2044

421. Are the people that you trust...

[VAR: TRTMYRAC]

<u>RESPONSE</u>	<u>PUNCH</u>	<u>YEAR</u>								
		<u>2006-1</u>	<u>2006-2</u>	<u>2006-3</u>	<u>2008-1</u>	<u>2008-2</u>	<u>2008-3</u>	<u>2010-1</u>	<u>2010-2</u>	<u>2010-3</u>
Almost all the same race as you	1	180	0	0	0	0	0	0	0	0
Mostly the same race as you	2	147	0	0	0	0	0	0	0	0
About evenly divided between the same race as you and other races	3	92	0	0	0	0	0	0	0	0
Mostly a different race than you	4	11	0	0	0	0	0	0	0	0
Almost all a different race than you	5	8	0	0	0	0	0	0	0	0
Don't know	8	17	0	0	0	0	0	0	0	0
Refused to answer	9	9	0	0	0	0	0	0	0	0
Not applicable	0	1536	2000	2000	2023	2023	2023	2044	2044	2044

**Topical Module: NUMBER KNOWN II
(NMEWLTR - OTHOLW)**

422. I'm going to ask you some questions about all the people that you are acquainted with. For the purposes of this study, the definition of knowing someone is that you know them and they know you by sight or by name, that you could contact them, that they live within the United States, and that there has been some contact (either in person, by telephone, by mail, or over the Internet) in the past two years. These questions are an important way to help us understand more about social networks in America. Please answer the questions as best you can. We are interested to learn about the popularity and spread of some first names in the population. For each name....

A. How many people named Walter do you know?

[VAR: NMEWALTR]

<u>RESPONSE</u>	<u>PUNCH</u>	<u>YEAR</u>								
		<u>2006-1</u>	<u>2006-2</u>	<u>2006-3</u>	<u>2008-1</u>	<u>2008-2</u>	<u>2008-3</u>	<u>2010-1</u>	<u>2010-2</u>	<u>2010-3</u>
0	0	0	0	0	0	0	0	0	0	662
1	1	0	0	0	0	0	0	0	0	379
2-5	2-5	0	0	0	0	0	0	0	0	244
6-10	6-10	0	0	0	0	0	0	0	0	13
More than 10	10+	0	0	0	0	0	0	0	0	4
Don't know	98	0	0	0	0	0	0	0	0	0
No answer	99	0	0	0	0	0	0	0	0	2
Not applicable	-1	2000	2000	2000	2023	2023	2023	2044	2044	740

B. How many people named Rose do you know?

[VAR: NMEROSE]

<u>RESPONSE</u>	<u>PUNCH</u>	<u>YEAR</u>								
		<u>2006-1</u>	<u>2006-2</u>	<u>2006-3</u>	<u>2008-1</u>	<u>2008-2</u>	<u>2008-3</u>	<u>2010-1</u>	<u>2010-2</u>	<u>2010-3</u>
0	0	0	0	0	0	0	0	0	0	469
1	1	0	0	0	0	0	0	0	0	469
2-5	2-5	0	0	0	0	0	0	0	0	345
6-10	6-10	0	0	0	0	0	0	0	0	15
More than 10	10+	0	0	0	0	0	0	0	0	3
Don't know	98	0	0	0	0	0	0	0	0	2
No answer	99	0	0	0	0	0	0	0	0	1
Not applicable	-1	2000	2000	2000	2023	2023	2023	2044	2044	740

C. How many people named Bruce do you know?

[VAR: NMEBRUCE]

<u>RESPONSE</u>	<u>PUNCH</u>	<u>YEAR</u>								
		<u>2006-1</u>	<u>2006-2</u>	<u>2006-3</u>	<u>2008-1</u>	<u>2008-2</u>	<u>2008-3</u>	<u>2010-1</u>	<u>2010-2</u>	<u>2010-3</u>
0	0	0	0	0	0	0	0	0	0	488
1	1	0	0	0	0	0	0	0	0	429
2-5	2-5	0	0	0	0	0	0	0	0	359
6-10	6-10	0	0	0	0	0	0	0	0	23
More than 10	10+	0	0	0	0	0	0	0	0	4
Don't know	98	0	0	0	0	0	0	0	0	0
No answer	99	0	0	0	0	0	0	0	0	1
Not applicable	-1	2000	2000	2000	2023	2023	2023	2044	2044	740

D. How many people named Tina do you know?

[VAR: NAMETINA]

<u>RESPONSE</u>	<u>PUNCH</u>	<u>YEAR</u>								
		<u>2006-1</u>	<u>2006-2</u>	<u>2006-3</u>	<u>2008-1</u>	<u>2008-2</u>	<u>2008-3</u>	<u>2010-1</u>	<u>2010-2</u>	<u>2010-3</u>
0	0	0	0	0	0	0	0	0	0	411
1	1	0	0	0	0	0	0	0	0	463
2-5	2-5	0	0	0	0	0	0	0	0	394
6-10	6-10	0	0	0	0	0	0	0	0	28
More than 10	10+	0	0	0	0	0	0	0	0	7
Don't know	98	0	0	0	0	0	0	0	0	0
No answer	99	0	0	0	0	0	0	0	0	1
Not applicable	-1	2000	2000	2000	2023	2023	2023	2044	2044	740

E. How many people named Kyle do you know?

[VAR: NMEKYLE]

<u>RESPONSE</u>	<u>PUNCH</u>	<u>YEAR</u>								
		<u>2006-1</u>	<u>2006-2</u>	<u>2006-3</u>	<u>2008-1</u>	<u>2008-2</u>	<u>2008-3</u>	<u>2010-1</u>	<u>2010-2</u>	<u>2010-3</u>
0	0	0	0	0	0	0	0	0	0	484
1	1	0	0	0	0	0	0	0	0	464
2-5	2-5	0	0	0	0	0	0	0	0	329
6-10	6-10	0	0	0	0	0	0	0	0	20
More than 10	10+	0	0	0	0	0	0	0	0	6
Don't know	98	0	0	0	0	0	0	0	0	0
No answer	99	0	0	0	0	0	0	0	0	1
Not applicable	-1	2000	2000	2000	2023	2023	2023	2044	2044	740

F. How many people named Emily do you know?

[VAR: NMEEMILY]

<u>RESPONSE</u>	<u>PUNCH</u>	<u>YEAR</u>								
		<u>2006-1</u>	<u>2006-2</u>	<u>2006-3</u>	<u>2008-1</u>	<u>2008-2</u>	<u>2008-3</u>	<u>2010-1</u>	<u>2010-2</u>	<u>2010-3</u>
0	0	0	0	0	0	0	0	0	0	411
1	1	0	0	0	0	0	0	0	0	437
2-5	2-5	0	0	0	0	0	0	0	0	401
6-10	6-10	0	0	0	0	0	0	0	0	46
More than 10	10+	0	0	0	0	0	0	0	0	7
Don't know	98	0	0	0	0	0	0	0	0	0
No answer	99	0	0	0	0	0	0	0	0	2
Not applicable	-1	2000	2000	2000	2023	2023	2023	2044	2044	740

G. How many people named Jose do you know?

[VAR: NMEJOSE]

<u>RESPONSE</u>	<u>PUNCH</u>	<u>YEAR</u>								
		<u>2006-1</u>	<u>2006-2</u>	<u>2006-3</u>	<u>2008-1</u>	<u>2008-2</u>	<u>2008-3</u>	<u>2010-1</u>	<u>2010-2</u>	<u>2010-3</u>
0	0	0	0	0	0	0	0	0	0	594
1	1	0	0	0	0	0	0	0	0	309
2-5	2-5	0	0	0	0	0	0	0	0	320
6-10	6-10	0	0	0	0	0	0	0	0	57
More than 10	10+	0	0	0	0	0	0	0	0	22
Don't know	98	0	0	0	0	0	0	0	0	1
No answer	99	0	0	0	0	0	0	0	0	1
Not applicable	-1	2000	2000	2000	2023	2023	2023	2044	2044	740

H. How many people named Maria do you know?

[VAR: NMEMARIA]

<u>RESPONSE</u>	<u>PUNCH</u>	<u>YEAR</u>								
		<u>2006-1</u>	<u>2006-2</u>	<u>2006-3</u>	<u>2008-1</u>	<u>2008-2</u>	<u>2008-3</u>	<u>2010-1</u>	<u>2010-2</u>	<u>2010-3</u>
0	0	0	0	0	0	0	0	0	0	441
1	1	0	0	0	0	0	0	0	0	366
2-5	2-5	0	0	0	0	0	0	0	0	403
6-10	6-10	0	0	0	0	0	0	0	0	59
More than 10	10+	0	0	0	0	0	0	0	0	32
Don't know	98	0	0	0	0	0	0	0	0	1
No answer	99	0	0	0	0	0	0	0	0	2
Not applicable	-1	2000	2000	2000	2023	2023	2023	2044	2044	740

REMARKS: The numbers above have been collapsed for display purposes only.

423. A. Please answer the following as best as you can: How many people do you know in your family and close friends who are gay men?

[VAR: CLSGAYM]

<u>RESPONSE</u>	<u>PUNCH</u>	<u>YEAR</u>								
		<u>2006-1</u>	<u>2006-2</u>	<u>2006-3</u>	<u>2008-1</u>	<u>2008-2</u>	<u>2008-3</u>	<u>2010-1</u>	<u>2010-2</u>	<u>2010-3</u>
0	0	0	0	0	0	0	0	0	0	605
1	1	0	0	0	0	0	0	0	0	246
2-5	2-5	0	0	0	0	0	0	0	0	383
6-10	6-10	0	0	0	0	0	0	0	0	40
More than 10	10+	0	0	0	0	0	0	0	0	22
Don't know	98	0	0	0	0	0	0	0	0	3
No answer	99	0	0	0	0	0	0	0	0	5
Not applicable	-1	2000	2000	2000	2023	2023	2023	2044	2044	740

B. How many people do you know among other people you know (not counting your family or close friends) are gay men

[VAR: OTHGAYM]

<u>RESPONSE</u>	<u>PUNCH</u>	<u>YEAR</u>								
		<u>2006-1</u>	<u>2006-2</u>	<u>2006-3</u>	<u>2008-1</u>	<u>2008-2</u>	<u>2008-3</u>	<u>2010-1</u>	<u>2010-2</u>	<u>2010-3</u>
0	0	0	0	0	0	0	0	0	0	378
1	1	0	0	0	0	0	0	0	0	147
2-5	2-5	0	0	0	0	0	0	0	0	492
6-10	6-10	0	0	0	0	0	0	0	0	154
More than 10	10+	0	0	0	0	0	0	0	0	101
Don't know	98	0	0	0	0	0	0	0	0	21
No answer	99	0	0	0	0	0	0	0	0	11
Not applicable	-1	2000	2000	2000	2023	2023	2023	2044	2044	740

C. How many people do you know in your family and close friends who are gay women?

[VAR: CLSGAYW]

<u>RESPONSE</u>	<u>PUNCH</u>	<u>YEAR</u>								
		<u>2006-1</u>	<u>2006-2</u>	<u>2006-3</u>	<u>2008-1</u>	<u>2008-2</u>	<u>2008-3</u>	<u>2010-1</u>	<u>2010-2</u>	<u>2010-3</u>
0	0	0	0	0	0	0	0	0	0	632
1	1	0	0	0	0	0	0	0	0	243
2-5	2-5	0	0	0	0	0	0	0	0	362
6-10	6-10	0	0	0	0	0	0	0	0	40
More than 10	10+	0	0	0	0	0	0	0	0	15
Don't know	98	0	0	0	0	0	0	0	0	8
No answer	99	0	0	0	0	0	0	0	0	4
Not applicable	-1	2000	2000	2000	2023	2023	2023	2044	2044	740

D. How many people do you know among other people you know (not counting your family or close friends) are gay women?

[VAR: OTHGAYW]

<u>RESPONSE</u>	<u>PUNCH</u>	<u>YEAR</u>								
		<u>2006-1</u>	<u>2006-2</u>	<u>2006-3</u>	<u>2008-1</u>	<u>2008-2</u>	<u>2008-3</u>	<u>2010-1</u>	<u>2010-2</u>	<u>2010-3</u>
0	0	0	0	0	0	0	0	0	0	434
1	1	0	0	0	0	0	0	0	0	150
2-5	2-5	0	0	0	0	0	0	0	0	454
6-10	6-10	0	0	0	0	0	0	0	0	150
More than 10	10+	0	0	0	0	0	0	0	0	91
Don't know	98	0	0	0	0	0	0	0	0	17
No answer	99	0	0	0	0	0	0	0	0	8
Not applicable	-1	2000	2000	2000	2023	2023	2023	2044	2044	740

REMARKS: The numbers above have been collapsed for display purposes only.

424. A. Please answer the following as best as you can: How many people do you know in your family and close friends who are men who are unemployed and currently looking for work?

[VAR: CLSNJOBM]

<u>RESPONSE</u>	<u>PUNCH</u>	<u>YEAR</u>								
		<u>2006-1</u>	<u>2006-2</u>	<u>2006-3</u>	<u>2008-1</u>	<u>2008-2</u>	<u>2008-3</u>	<u>2010-1</u>	<u>2010-2</u>	<u>2010-3</u>
0	0	0	0	0	0	0	0	0	0	308
1	1	0	0	0	0	0	0	0	0	110
2-5	2-5	0	0	0	0	0	0	0	0	179
6-10	6-10	0	0	0	0	0	0	0	0	32
More than 10	10+	0	0	0	0	0	0	0	0	12
Don't know	98	0	0	0	0	0	0	0	0	3
No answer	99	0	0	0	0	0	0	0	0	0
Not applicable	-1	2000	2000	2000	2023	2023	2023	2044	2044	1400

- B. How many people do you know among other people you know (not counting your family or close friends) are men who are unemployed and currently looking for work?

[VAR: OTHNJOBM]

<u>RESPONSE</u>	<u>PUNCH</u>	<u>YEAR</u>								
		<u>2006-1</u>	<u>2006-2</u>	<u>2006-3</u>	<u>2008-1</u>	<u>2008-2</u>	<u>2008-3</u>	<u>2010-1</u>	<u>2010-2</u>	<u>2010-3</u>
0	0	0	0	0	0	0	0	0	0	322
1	1	0	0	0	0	0	0	0	0	51
2-5	2-5	0	0	0	0	0	0	0	0	171
6-10	6-10	0	0	0	0	0	0	0	0	52
More than 10	10+	0	0	0	0	0	0	0	0	35
Don't know	98	0	0	0	0	0	0	0	0	10
No answer	99	0	0	0	0	0	0	0	0	3
Not applicable	-1	2000	2000	2000	2023	2023	2023	2044	2044	1400

- C. How many people do you know in your family and close friends who are women who are unemployed and currently looking for work?

[VAR: CLSNJOBW]

<u>RESPONSE</u>	<u>PUNCH</u>	<u>YEAR</u>								
		<u>2006-1</u>	<u>2006-2</u>	<u>2006-3</u>	<u>2008-1</u>	<u>2008-2</u>	<u>2008-3</u>	<u>2010-1</u>	<u>2010-2</u>	<u>2010-3</u>
0	0	0	0	0	0	0	0	0	0	390
1	1	0	0	0	0	0	0	0	0	93
2-5	2-5	0	0	0	0	0	0	0	0	131
6-10	6-10	0	0	0	0	0	0	0	0	23
More than 10	10+	0	0	0	0	0	0	0	0	5
Don't know	98	0	0	0	0	0	0	0	0	1
No answer	99	0	0	0	0	0	0	0	0	1
Not applicable	-1	2000	2000	2000	2023	2023	2023	2044	2044	1400

- D. How many people do you know among other people you know (not counting your family or close friends) are women who are unemployed and currently looking for work?

[VAR: OTHNJOBW]

<u>RESPONSE</u>	<u>PUNCH</u>	<u>YEAR</u>								
		<u>2006-1</u>	<u>2006-2</u>	<u>2006-3</u>	<u>2008-1</u>	<u>2008-2</u>	<u>2008-3</u>	<u>2010-1</u>	<u>2010-2</u>	<u>2010-3</u>
0	0	0	0	0	0	0	0	0	0	377
1	1	0	0	0	0	0	0	0	0	54
2-5	2-5	0	0	0	0	0	0	0	0	138
6-10	6-10	0	0	0	0	0	0	0	0	38
More than 10	10+	0	0	0	0	0	0	0	0	22
Don't know	98	0	0	0	0	0	0	0	0	11
No answer	99	0	0	0	0	0	0	0	0	4
Not applicable	-1	2000	2000	2000	2023	2023	2023	2044	2044	1400

REMARKS: CLSNJOBM to OTHNJOBW were only asked of respondents on form X. The numbers above have been collapsed for display purposes only.

425. A. Please answer the following as best as you can: How many people do you know in your family and close friends who are men whose political views you strongly disagree with?

[VAR: CLSPOLM]

<u>RESPONSE</u>	<u>PUNCH</u>	<u>YEAR</u>								
		<u>2006-1</u>	<u>2006-2</u>	<u>2006-3</u>	<u>2008-1</u>	<u>2008-2</u>	<u>2008-3</u>	<u>2010-1</u>	<u>2010-2</u>	<u>2010-3</u>
0	0	0	0	0	0	0	0	0	0	271
1	1	0	0	0	0	0	0	0	0	96
2-5	2-5	0	0	0	0	0	0	0	0	217
6-10	6-10	0	0	0	0	0	0	0	0	33
More than 10	10+	0	0	0	0	0	0	0	0	19
Don't know	98	0	0	0	0	0	0	0	0	18
No answer	99	0	0	0	0	0	0	0	0	6
Not applicable	-1	2000	2000	2000	2023	2023	2023	2044	2044	1384

- B. How many people do you know among other people you know (not counting your family or close friends) are men whose political views you strongly disagree with?

[VAR: OTHPOLM]

<u>RESPONSE</u>	<u>PUNCH</u>	<u>YEAR</u>								
		<u>2006-1</u>	<u>2006-2</u>	<u>2006-3</u>	<u>2008-1</u>	<u>2008-2</u>	<u>2008-3</u>	<u>2010-1</u>	<u>2010-2</u>	<u>2010-3</u>
0	0	0	0	0	0	0	0	0	0	256
1	1	0	0	0	0	0	0	0	0	49
2-5	2-5	0	0	0	0	0	0	0	0	158
6-10	6-10	0	0	0	0	0	0	0	0	91
More than 10	10+	0	0	0	0	0	0	0	0	58
Don't know	98	0	0	0	0	0	0	0	0	37
No answer	99	0	0	0	0	0	0	0	0	11
Not applicable	-1	2000	2000	2000	2023	2023	2023	2044	2044	1384

- C. How many people do you know in your family and close friends who are women whose political views you strongly disagree with?

[VAR: CLSPOLW]

<u>RESPONSE</u>	<u>PUNCH</u>	<u>YEAR</u>								
		<u>2006-1</u>	<u>2006-2</u>	<u>2006-3</u>	<u>2008-1</u>	<u>2008-2</u>	<u>2008-3</u>	<u>2010-1</u>	<u>2010-2</u>	<u>2010-3</u>
0	0	0	0	0	0	0	0	0	0	318
1	1	0	0	0	0	0	0	0	0	107
2-5	2-5	0	0	0	0	0	0	0	0	173
6-10	6-10	0	0	0	0	0	0	0	0	24
More than 10	10+	0	0	0	0	0	0	0	0	9
Don't know	98	0	0	0	0	0	0	0	0	22
No answer	99	0	0	0	0	0	0	0	0	7
Not applicable	-1	2000	2000	2000	2023	2023	2023	2044	2044	1384

D. How many people do you know among other people you know (not counting your family or close friends) are women whose political views you strongly disagree with?

[VAR: OTHPOLW]

<u>RESPONSE</u>	<u>PUNCH</u>	<u>YEAR</u>								
		<u>2006-1</u>	<u>2006-2</u>	<u>2006-3</u>	<u>2008-1</u>	<u>2008-2</u>	<u>2008-3</u>	<u>2010-1</u>	<u>2010-2</u>	<u>2010-3</u>
0	0	0	0	0	0	0	0	0	0	294
1	1	0	0	0	0	0	0	0	0	56
2-5	2-5	0	0	0	0	0	0	0	0	157
2-5	6-10	0	0	0	0	0	0	0	0	59
More than 10	10+	0	0	0	0	0	0	0	0	49
Don't know	98	0	0	0	0	0	0	0	0	35
No answer	99	0	0	0	0	0	0	0	0	10
Not applicable	-1	2000	2000	2000	2023	2023	2023	2044	2044	1384

REMARKS: CLSPOLM to OTHPOLW were only asked of respondents on form Y. The numbers above have been collapsed for display purposes only.

**Topical Module: Entrepreneurship and Employment
(STARTBIZ - NUMEMPS5)**

426. Are you, alone or with others, currently trying to start a new business, including any self employment, or selling any goods or services to others?

[VAR: STARTBIZ]

<u>RESPONSE</u>	<u>PUNCH</u>	<u>YEAR</u>								
		<u>2006-1</u>	<u>2006-2</u>	<u>2006-3</u>	<u>2008-1</u>	<u>2008-2</u>	<u>2008-3</u>	<u>2010-1</u>	<u>2010-2</u>	<u>2010-3</u>
Yes	1	0	161	0	201	0	0	0	0	0
No	2	0	1375	0	1819	0	0	0	0	0
Don't know	8	0	0	0	0	0	0	0	0	0
No answer	9	0	0	0	3	0	0	0	0	0
Not applicable	0	2000	464	2000	0	2023	2023	2044	2044	2044

427. Are you, alone or with others, currently the owner of a business you help manage, including self-employment or selling any goods or services to others?

[VAR: OWNBIZ]

<u>RESPONSE</u>	<u>PUNCH</u>	<u>YEAR</u>								
		<u>2006-1</u>	<u>2006-2</u>	<u>2006-3</u>	<u>2008-1</u>	<u>2008-2</u>	<u>2008-3</u>	<u>2010-1</u>	<u>2010-2</u>	<u>2010-3</u>
Yes	1	0	203	0	250	0	0	0	0	0
No	2	0	1329	0	1771	0	0	0	0	0
Don't know	8	0	3	0	0	0	0	0	0	0
No answer	9	0	1	0	2	0	0	0	0	0
Not applicable	0	2000	464	2000	0	2023	2023	2044	2044	2044

428. In how many privately-held businesses, professional practices, limited partnerships, or any other types of partnership do you own or share ownership in and have an active management role?

NUMBER:

[VAR: NUMOWN]

<u>RESPONSE</u>	<u>PUNCH</u>	<u>YEAR</u>								
		<u>2006-1</u>	<u>2006-2</u>	<u>2006-3</u>	<u>2008-1</u>	<u>2008-2</u>	<u>2008-3</u>	<u>2010-1</u>	<u>2010-2</u>	<u>2010-3</u>
1	1	0	166	0	205	0	0	0	0	0
2	2	0	24	0	24	0	0	0	0	0
3	3	0	10	0	10	0	0	0	0	0
4	4	0	2	0	5	0	0	0	0	0
5	5	0	0	0	1	0	0	0	0	0
6	6	0	0	0	3	0	0	0	0	0
7 or more	7	0	1	0	0	0	0	0	0	0
Don't know	8	0	0	0	1	0	0	0	0	0
No answer	9	0	1	0	0	0	0	0	0	0
Not applicable (Punch 2, 8, IAP in OWNBIZ)	0	2000	1796	2000	1774	2023	2023	2044	2044	2044

429. In what year was the business started?

IF R HAS MORE THAN ONE BUSINESS/FARM/PARTNERSHIP, ASK ABOUT THE PRIMARY BUSINESS THEY ARE INVOLVED IN.

[VAR: YEARBIZ]

<u>RESPONSE</u>	<u>PUNCH</u>	<u>YEAR</u>								
		<u>2006-1</u>	<u>2006-2</u>	<u>2006-3</u>	<u>2008-1</u>	<u>2008-2</u>	<u>2008-3</u>	<u>2010-1</u>	<u>2010-2</u>	<u>2010-3</u>
Before 1960	1-1959	0	9	0	3	0	0	0	0	0
1960-1969	1960-1969	0	9	0	3	0	0	0	0	0
1970-1979	1970-1979	0	20	0	12	0	0	0	0	0
1980-1989	1980-1989	0	53	0	25	0	0	0	0	0
1990-1999	1990-1999	0	88	0	48	0	0	0	0	0
2000-2008	2000-2008	0	272	0	158	0	0	0	0	0
No answer	9999	0	5	0	3	0	0	0	0	0
Not applicable (Punch 2, 8, IAP in OWNBIZ)	0	2000	1544	2000	1771	2023	2023	2044	2044	2044

REMARKS: The numbers above have been collapsed for display purposes only.

430. Do you have any paid employees?

IF R HAS MORE THAN ONE BUSINESS/FARM/PARTNERSHIP, ASK ABOUT THE PRIMARY BUSINESS THEY ARE INVOLVED IN.

[VAR: PAIDEMPS]

<u>RESPONSE</u>	<u>PUNCH</u>	<u>YEAR</u>								
		<u>2006-1</u>	<u>2006-2</u>	<u>2006-3</u>	<u>2008-1</u>	<u>2008-2</u>	<u>2008-3</u>	<u>2010-1</u>	<u>2010-2</u>	<u>2010-3</u>
Yes	1	0	138	0	75	0	0	0	0	0
No	2	0	315	0	175	0	0	0	0	0
Don't know	8	0	0	0	0	0	0	0	0	0
No answer	9	0	1	0	0	0	0	0	0	0
Not applicable (Punch 2, 8, IAP in OWNBIZ)	0	2000	1546	2000	1773	2023	2023	2044	2044	2044

REMARKS: The numbers above have been collapsed for display purposes only.

431. IF YES TO PAIDEMPS: How many employees did/do you have?

[VAR: NUMEMPS]

<u>RESPONSE</u>	<u>PUNCH</u>	<u>YEAR</u>								
		<u>2006-1</u>	<u>2006-2</u>	<u>2006-3</u>	<u>2008-1</u>	<u>2008-2</u>	<u>2008-3</u>	<u>2010-1</u>	<u>2010-2</u>	<u>2010-3</u>
None	0	0	108	0	142	0	0	0	0	0
1-9	1-9	0	57	0	64	0	0	0	0	0
10-19	10-19	0	2	0	13	0	0	0	0	0
20-29	20-29	0	3	0	5	0	0	0	0	0
30-39	30-39	0	2	0	0	0	0	0	0	0
40-49	40-49	0	0	0	0	0	0	0	0	0
50-59	50-59	0	0	0	1	0	0	0	0	0
60-69	60-69	0	0	0	0	0	0	0	0	0
70-79	70-79	0	0	0	0	0	0	0	0	0
80-89	80-89	0	0	0	0	0	0	0	0	0
90+	90-97	0	2	0	1	0	0	0	0	0
Don't know	98	0	0	0	0	0	0	0	0	0
No answer	99	0	0	0	3	0	0	0	0	0
Not applicable (Punch 2, 8, IAP in OWNBIZ)	-1	2000	1826	2000	1794	2023	2023	2044	2044	2044

432. In which of these groups did the revenues from this business fall for last year?

IF R HAS MORE THAN ONE BUSINESS/FARM/PARTNERSHIP, ASK ABOUT THE PRIMARY BUSINESS THEY ARE INVOLVED IN.

[VAR: BIZGROSS]

<u>RESPONSE</u>	<u>PUNCH</u>	<u>YEAR</u>								
		<u>2006-1</u>	<u>2006-2</u>	<u>2006-3</u>	<u>2008-1</u>	<u>2008-2</u>	<u>2008-3</u>	<u>2010-1</u>	<u>2010-2</u>	<u>2010-3</u>
< \$15,000	1	0	190	0	104	0	0	0	0	0
\$15,001-\$25,000	2	0	34	0	16	0	0	0	0	0
\$25,001-\$30,000	3	0	19	0	11	0	0	0	0	0
\$30,001-\$35,000	4	0	18	0	7	0	0	0	0	0
\$35,001-\$50,000	5	0	31	0	17	0	0	0	0	0
\$50,001-\$60,000	6	0	17	0	9	0	0	0	0	0
\$60,001-\$75,000	7	0	9	0	7	0	0	0	0	0
\$75,001-\$100,000	8	0	15	0	7	0	0	0	0	0
> \$100,000	9	0	82	0	48	0	0	0	0	0
Don't know	98	0	17	0	12	0	0	0	0	0
No answer	99	0	22	0	12	0	0	0	0	0
Not applicable (Punch 2, 8, IAP in OWNBIZ)	0	2000	1546	2000	1773	2023	2023	2044	2044	2044

433. What percent ownership do you currently hold in this business?

IF R HAS MORE THAN ONE BUSINESS/FARM/PARTNERSHIP, ASK ABOUT THE PRIMARY BUSINESS THEY ARE INVOLVED IN.

IF R REPORTS NON-NUMERICAL RESPONSES LIKE "MAJORITY," CONTROLLING INTEREST, "ONE OF THREE PARTNERS," ETC. ENTER VERBATIM RESPONSE BELOW.

[VAR: BIZSHARE]

<u>RESPONSE</u>	<u>PUNCH</u>	<u>YEAR</u>								
		<u>2006-1</u>	<u>2006-2</u>	<u>2006-3</u>	<u>2008-1</u>	<u>2008-2</u>	<u>2008-3</u>	<u>2010-1</u>	<u>2010-2</u>	<u>2010-3</u>
0-9%	0-9	0	10	0	13	0	0	0	0	0
10-19%	10-19	0	2	0	2	0	0	0	0	0
20-29%	20-29	0	3	0	8	0	0	0	0	0
30-39%	30-39	0	6	0	4	0	0	0	0	0
40-49%	40-49	0	1	0	1	0	0	0	0	0
50-59%	50-59	0	49	0	48	0	0	0	0	0
60-69%	60-69	0	1	0	2	0	0	0	0	0
70-79%	70-79	0	2	0	1	0	0	0	0	0
80-89%	80-89	0	1	0	0	0	0	0	0	0
90-100%	90-100	0	121	0	165	0	0	0	0	0
Don't know	998	0	2	0	6	0	0	0	0	0
No answer	999	0	6	0	0	0	0	0	0	0
Not applicable (Punch 2, 8, IAP in OWNBIZ)	-1	2000	1796	2000	1773	2023	2023	2044	2044	2044

434. In which of these groups did your earnings from this business fall in contributing towards your household income for last year?

IF R HAS MORE THAN ONE BUSINESS/FARM/PARTNERSHIP, ASK ABOUT THE PRIMARY BUSINESS THEY ARE INVOLVED IN.

[VAR: OWNINC]

<u>RESPONSE</u>	<u>PUNCH</u>	<u>YEAR</u>								
		<u>2006-1</u>	<u>2006-2</u>	<u>2006-3</u>	<u>2008-1</u>	<u>2008-2</u>	<u>2008-3</u>	<u>2010-1</u>	<u>2010-2</u>	<u>2010-3</u>
< \$15,000	1	0	222	0	120	0	0	0	0	0
\$15,001-\$25,000	2	0	37	0	20	0	0	0	0	0
\$25,001-\$30,000	3	0	21	0	10	0	0	0	0	0
\$30,001-\$35,000	4	0	18	0	7	0	0	0	0	0
\$35,001-\$50,000	5	0	35	0	18	0	0	0	0	0
\$50,001-\$60,000	6	0	21	0	13	0	0	0	0	0
\$60,001-\$75,000	7	0	14	0	9	0	0	0	0	0
\$75,001-\$100,000	8	0	15	0	6	0	0	0	0	0
> \$100,000	9	0	36	0	24	0	0	0	0	0
Don't know	98	0	15	0	12	0	0	0	0	0
No answer	99	0	20	0	11	0	0	0	0	0
Not applicable (Punch 2, 8, IAP in OWNBIZ)	0	2000	1546	2000	1773	2023	2023	2044	2044	2044

435. All in all, would you say you started, or are starting, your business because you saw an opportunity or you started it out of necessity?

IF R HAS MORE THAN ONE BUSINESS/FARM/PARTNERSHIP, ASK ABOUT THE PRIMARY BUSINESS THEY ARE INVOLVED IN.

[VAR: WHYBIZ]

<u>RESPONSE</u>	<u>PUNCH</u>	<u>YEAR</u>								
		<u>2006-1</u>	<u>2006-2</u>	<u>2006-3</u>	<u>2008-1</u>	<u>2008-2</u>	<u>2008-3</u>	<u>2010-1</u>	<u>2010-2</u>	<u>2010-3</u>
You started it because you came across an opportunity	1	0	117	0	157	0	0	0	0	0
You started it because it was a necessity	2	0	47	0	59	0	0	0	0	0
BOTH (VOLUNTEERED)	3	0	38	0	31	0	0	0	0	0
Don't know	8	0	1	0	3	0	0	0	0	0
NA	9	0	1	0	0	0	0	0	0	0
Not applicable (Punch 2, 8, IAP in OWNBIZ)	0	2000	1796	2000	1773	2023	2023	2044	2044	2044

436. How many people do you anticipate employing five years from now?

[VAR: NUMEMPS5]

<u>RESPONSE</u>	<u>PUNCH</u>	<u>YEAR</u>								
		<u>2006-1</u>	<u>2006-2</u>	<u>2006-3</u>	<u>2008-1</u>	<u>2008-2</u>	<u>2008-3</u>	<u>2010-1</u>	<u>2010-2</u>	<u>2010-3</u>
1-9	1-9	0	85	0	91	0	0	0	0	0
10-19	10-19	0	14	0	17	0	0	0	0	0
20-29	20-29	0	3	0	9	0	0	0	0	0
30-39	30-39	0	3	0	1	0	0	0	0	0
40-49	40-49	0	1	0	2	0	0	0	0	0
50-59	50-59	0	2	0	3	0	0	0	0	0
60-69	60-69	0	0	0	0	0	0	0	0	0
70-79	70-79	0	0	0	1	0	0	0	0	0
80-89	80-89	0	0	0	0	0	0	0	0	0
90-99	90-99	0	0	0	0	0	0	0	0	0
100-300	100-300	0	4	0	3	0	0	0	0	0
Don't know	998	0	10	0	14	0	0	0	0	0
No answer	999	0	1	0	0	0	0	0	0	0
Not applicable (Punch 2, 8, IAP in OWNBIZ)	0	2000	1877	2000	1882	2023	2023	2044	2044	2044

**GLOBAL ECONOMICS
(WORK3YRS - OTHPLAN)**

437. How many full time jobs have you have had in past three years, that is since 2005 (counting the current job)?

FI INFO: SELF-EMPLOYMENT AND CONTRACT WORK COUNT AS A 'JOB

[VAR: WORK3YRS]

<u>RESPONSE</u>	<u>PUNCH</u>	<u>YEAR</u>								
		<u>2006-1</u>	<u>2006-2</u>	<u>2006-3</u>	<u>2008-1</u>	<u>2008-2</u>	<u>2008-3</u>	<u>2010-1</u>	<u>2010-2</u>	<u>2010-3</u>
One	1	0	604	0	791	0	0	0	0	0
Number greater than 1	2	0	239	0	293	0	0	0	0	0
None	3	0	217	0	275	0	0	0	0	0
Don't know	8	0	2	0	2	0	0	0	0	0
No answer	9	0	36	0	59	0	0	0	0	0
Not applicable (Age<25 or Age>63)	0	2000	902	2000	603	2023	2023	2044	2044	2044

Now I would like to ask you some questions about your current employer.

438. How many years have you worked for your current employer?

[VAR: CUREMPYR]

<u>RESPONSE</u>	<u>PUNCH</u>	<u>YEAR</u>								
		<u>2006-1</u>	<u>2006-2</u>	<u>2006-3</u>	<u>2008-1</u>	<u>2008-2</u>	<u>2008-3</u>	<u>2010-1</u>	<u>2010-2</u>	<u>2010-3</u>
< 1	< 1	0	0	0	0	0	0	0	0	0
1-2	1-2	0	443	0	248	0	0	0	0	0
3-4	3-4	0	201	0	118	0	0	0	0	0
5-9	5-9	0	354	0	196	0	0	0	0	0
10-19	10-19	0	282	0	170	0	0	0	0	0
20-29	20-29	0	134	0	71	0	0	0	0	0
30+	30+	0	57	0	37	0	0	0	0	0
Don't know	98	0	7	0	4	0	0	0	0	0
No answer	99	0	17	0	14	0	0	0	0	0
Not applicable (Punches 2-8 in WRKSTAT)	-1	2000	505	2000	1165	2023	2023	2044	2044	2044

439. Thinking about your current employer, how much has your pay changed on your current job since you began? Would you say...

[VAR: PAYCHNGE]

<u>RESPONSE</u>	<u>PUNCH</u>	<u>YEAR</u>								
		<u>2006-1</u>	<u>2006-2</u>	<u>2006-3</u>	<u>2008-1</u>	<u>2008-2</u>	<u>2008-3</u>	<u>2010-1</u>	<u>2010-2</u>	<u>2010-3</u>
My pay has gone up more than the cost of living	1	0	144	0	199	0	0	0	0	0
My pay has stayed about the same as the cost of living	2	0	240	0	291	0	0	0	0	0
My pay has not kept up with the cost of living	3	0	247	0	348	0	0	0	0	0
Don't know	8	0	4	0	10	0	0	0	0	0
No answer	9	0	2	0	10	0	0	0	0	0
Not applicable (Punches 2-8 in WRKSTAT)	0	2000	1363	2000	1165	2023	2023	2044	2044	2044

440. When you went to work for your current employer, was your starting pay higher, lower or about the same as what you were earning in your previous (full time) job?

[VAR: PASTPAY]

<u>RESPONSE</u>	<u>PUNCH</u>	<u>YEAR</u>								
		<u>2006-1</u>	<u>2006-2</u>	<u>2006-3</u>	<u>2008-1</u>	<u>2008-2</u>	<u>2008-3</u>	<u>2010-1</u>	<u>2010-2</u>	<u>2010-3</u>
Higher	1	0	299	0	372	0	0	0	0	0
About the same	2	0	130	0	185	0	0	0	0	0
Lower	3	0	177	0	258	0	0	0	0	0
Current employer is first job	4	0	25	0	23	0	0	0	0	0
Don't know	8	0	4	0	8	0	0	0	0	0
No answer	9	0	2	0	12	0	0	0	0	0
Not applicable (Punches 2-8 in WRKSTAT)	0	2000	1363	2000	1165	2023	2023	2044	2044	2044

441. Why did you leave your last (full-time) job? Did you leave voluntarily, was the job abolished, or were you permanently laid off?

[VAR: WHYLEAVE]

<u>RESPONSE</u>	<u>PUNCH</u>	<u>YEAR</u>								
		<u>2006-1</u>	<u>2006-2</u>	<u>2006-3</u>	<u>2008-1</u>	<u>2008-2</u>	<u>2008-3</u>	<u>2010-1</u>	<u>2010-2</u>	<u>2010-3</u>
Left voluntarily	1	0	139	0	154	0	0	0	0	0
Job was abolished	2	0	14	0	20	0	0	0	0	0
Permanently laid off	3	0	26	0	38	0	0	0	0	0
Don't know	8	0	0	0	4	0	0	0	0	0
No answer	9	0	2	0	3	0	0	0	0	0
Not applicable (Not punch 2 in WORK3YRS)	0	2000	1819	2000	1804	2023	2023	2044	2044	2044

A. CODE ALL THAT APPLY - REASON 1

[VAR: WHYJBCT1]

<u>RESPONSE</u>	<u>PUNCH</u>	<u>YEAR</u>								
		<u>2006-1</u>	<u>2006-2</u>	<u>2006-3</u>	<u>2008-1</u>	<u>2008-2</u>	<u>2008-3</u>	<u>2010-1</u>	<u>2010-2</u>	<u>2010-3</u>
Company's sales were declining	1	0	11	0	21	0	0	0	0	0
Machines and computers made my job obsolete	2	0	1	0	1	0	0	0	0	0
Job requirements changed and I was not able to do the job	3	0	3	0	3	0	0	0	0	0
Job moved to another location in the United States	4	0	2	0	1	0	0	0	0	0
Job moved to another country	5	0	0	0	1	0	0	0	0	0
Other	6	0	19	0	31	0	0	0	0	0
Company sold	7	0	0	0	0	0	0	0	0	0
Job done	8	0	0	0	0	0	0	0	0	0
Company in financial problem	9	0	2	0	0	0	0	0	0	0
End of contract	10	0	0	0	0	0	0	0	0	0
Seasonal work	11	0	0	0	0	0	0	0	0	0
Don't know	98	0	0	0	0	0	0	0	0	0
No answer	99	0	2	0	0	0	0	0	0	0
Not applicable (Not punch 2 in WORK3YRS)	0	2000	1960	2000	1965	2023	2023	2044	2044	2044

B. CODE ALL THAT APPLY - REASON 2

[VAR: WHYJBCT2]

<u>RESPONSE</u>	<u>PUNCH</u>	<u>YEAR</u>								
		<u>2006-1</u>	<u>2006-2</u>	<u>2006-3</u>	<u>2008-1</u>	<u>2008-2</u>	<u>2008-3</u>	<u>2010-1</u>	<u>2010-2</u>	<u>2010-3</u>
Company's sales were declining	1	0	0	0	5	0	0	0	0	0
Machines and computers made my job obsolete	2	0	0	0	0	0	0	0	0	0
Job requirements changed and I was not able to do the job	3	0	0	0	1	0	0	0	0	0
Job moved to another location in the United States	4	0	0	0	0	0	0	0	0	0
Job moved to another country	5	0	0	0	1	0	0	0	0	0
Other (SPECIFY)	6	0	1	0	0	0	0	0	0	0
Company Sold	7	0	0	0	0	0	0	0	0	0
Job Done	8	0	0	0	0	0	0	0	0	0
Company in Financial Problem	9	0	0	0	0	0	0	0	0	0
Not applicable (Not punch 2 in WORK3YRS)	0	2000	1999	2000	2016	2023	2023	2044	2044	2044

REMARKS: First question of WHYJBCT1 was asked if response to WHYLEAVE was 2, second question asked if response to WHYLEAVE was 3. CODE ALL THAT APPLY. FI INFO: MAY HAVE MULTIPLE RESPONSES, PROBE.

442. Thinking now about the next 12 months, how likely do you think it is that you will lose your job or be laid off for reasons other than for your performance? Would you say...

[VAR: LOSEJB12]

<u>RESPONSE</u>	<u>PUNCH</u>	<u>YEAR</u>								
		<u>2006-1</u>	<u>2006-2</u>	<u>2006-3</u>	<u>2008-1</u>	<u>2008-2</u>	<u>2008-3</u>	<u>2010-1</u>	<u>2010-2</u>	<u>2010-3</u>
Very likely	1	0	15	0	28	0	0	0	0	0
Fairly likely	2	0	37	0	47	0	0	0	0	0
Not too likely	3	0	204	0	264	0	0	0	0	0
Not at all likely	4	0	373	0	495	0	0	0	0	0
Don't know	8	0	6	0	12	0	0	0	0	0
No Answer	9	0	2	0	12	0	0	0	0	0
Not applicable (Punches 2-8 in WRKSTAT)	0	2000	1363	2000	1165	2023	2023	2044	2044	2044

A. Why do you think it is likely?

[VAR: WHYLOSE1]

<u>RESPONSE</u>	<u>PUNCH</u>	<u>YEAR</u>								
		<u>2006-1</u>	<u>2006-2</u>	<u>2006-3</u>	<u>2008-1</u>	<u>2008-2</u>	<u>2008-3</u>	<u>2010-1</u>	<u>2010-2</u>	<u>2010-3</u>
Company's sales were declining	1	0	26	0	0	31	0	0	0	0
Machines and computers made my job obsolete	2	0	2	0	0	0	0	0	0	0
Job requirements changed and I was not able to do the job	3	0	2	0	0	0	0	0	0	0
Job moved to another location in the United States	4	0	1	0	0	2	0	0	0	0
Job moved to another country	5	0	1	0	0	2	0	0	0	0
OTHER (SPECIFY)	6	0	17	0	0	39	0	0	0	0
Company sold	7	0	2	0	0	0	0	0	0	0
Job done	8	0	0	0	0	0	0	0	0	0
Company in financial problems	9	0	0	0	0	0	0	0	0	0
End of contract	10	0	0	0	0	0	0	0	0	0
Seasonal work	11	0	1	0	0	0	0	0	0	0
Don't know	98	0	0	0	0	0	0	0	0	0
No answer	99	0	0	0	0	1	0	0	0	0
Not applicable (Punches 3-9 in LOSEJB12)	0	2000	1948	2000	2023	1948	2023	2044	2044	2044

B. [Reason 2]

[VAR: WHYLOSE2]

<u>RESPONSE</u>	<u>PUNCH</u>	<u>YEAR</u>								
		<u>2006-1</u>	<u>2006-2</u>	<u>2006-3</u>	<u>2008-1</u>	<u>2008-2</u>	<u>2008-3</u>	<u>2010-1</u>	<u>2010-2</u>	<u>2010-3</u>
Company's sales were declining	1	0	0	0	0	4	0	0	0	0
Machines and computers made my job obsolete	2	0	1	0	0	0	0	0	0	0
Job requirements changed and I was not able to do the job	3	0	0	0	0	0	0	0	0	0
Job moved to another location in the United States	4	0	0	0	0	0	0	0	0	0
Job moved to another country	5	0	1	0	0	0	0	0	0	0
OTHER (SPECIFY)	6	0	1	0	0	2	0	0	0	0
Company sold	7	0	1	0	0	5	0	0	0	0
job done	8	0	0	0	0	2	0	0	0	0
Company in financial problem	9	0	0	0	0	3	0	0	0	0
End of contract	10	0	0	0	0	3	0	0	0	0
Seasonal work	11	0	0	0	0	1	0	0	0	0
Not applicable (Punches 3-9 in LOSEJB12)	0	2000	1996	2000	2023	2003	2023	2044	2044	2044

C. [Reason 3]

[VAR: WHYLOSE3]

<u>RESPONSE</u>	<u>PUNCH</u>	<u>YEAR</u>								
		<u>2006-1</u>	<u>2006-2</u>	<u>2006-3</u>	<u>2008-1</u>	<u>2008-2</u>	<u>2008-3</u>	<u>2010-1</u>	<u>2010-2</u>	<u>2010-3</u>
Company's sales were declining	1	0	0	0	0	0	0	0	0	0
Machines and computers made my job obsolete	2	0	0	0	0	0	0	0	0	0
Job requirements changed and I was not able to do the job	3	0	0	0	0	0	0	0	0	0
Job moved to another location in the United States	4	0	0	0	0	0	0	0	0	0
Job moved to another country	5	0	0	0	0	0	0	0	0	0
OTHER (SPECIFY)	6	0	0	0	0	0	0	0	0	0
Company sold	7	0	1	0	0	0	0	0	0	0
job done	8	0	0	0	0	0	0	0	0	0
Company in financial problem	9	0	0	0	0	0	0	0	0	0
End of contract	10	0	0	0	0	0	0	0	0	0
Seasonal work	11	0	1	0	0	0	0	0	0	0
Not applicable (Punches 3-9 in LOSEJB12)	0	2000	1998	2000	2023	2023	2023	2044	2044	2044

REMARKS: CODE ALL THAT APPLY.

443. If you were laid off, how easy do you think it would be for you to find a job with another employer with approximately the same or better retirement and health benefits you now have? Would you say...

[VAR: FINDNWJB]

<u>RESPONSE</u>	<u>PUNCH</u>	<u>YEAR</u>								
		<u>2006-1</u>	<u>2006-2</u>	<u>2006-3</u>	<u>2008-1</u>	<u>2008-2</u>	<u>2008-3</u>	<u>2010-1</u>	<u>2010-2</u>	<u>2010-3</u>
Very easy	1	0	118	0	181	0	0	0	0	0
Somewhat easy	2	0	266	0	280	0	0	0	0	0
Not at all easy	3	0	245	0	370	0	0	0	0	0
Don't know	8	0	6	0	14	0	0	0	0	0
No answer	9	0	2	0	13	0	0	0	0	0
Not applicable (Punches 2-8 in WRKSTAT)	0	2000	1363	2000	1165	2023	2023	2044	2044	2044

Now let us talk about trade with other countries.

444. Suppose two friends of yours are talking about trade with other countries. One friend thinks that increased trade has created a lot of jobs in the United States for people with jobs like yours. The other friend thinks that increased trade has taken away a lot of jobs in the United States for people with jobs like yours. Which view is closer to your own?

[VAR: MORETRDE]

<u>RESPONSE</u>	<u>PUNCH</u>	<u>YEAR</u>								
		<u>2006-1</u>	<u>2006-2</u>	<u>2006-3</u>	<u>2008-1</u>	<u>2008-2</u>	<u>2008-3</u>	<u>2010-1</u>	<u>2010-2</u>	<u>2010-3</u>
Created more jobs	1	0	88	0	136	0	0	0	0	0
About the same	2	0	131	0	159	0	0	0	0	0
Taken them away	3	0	190	0	276	0	0	0	0	0
Not relevant for my job	4	0	215	0	254	0	0	0	0	0
Don't know	8	0	10	0	19	0	0	0	0	0
No answer	9	0	3	0	14	0	0	0	0	0
Not applicable (Punches 2-8 in WRKSTAT)	0	2000	1363	2000	1165	2023	2023	2044	2044	2044

445. On average, do you think the jobs that have been created in the United States for people with jobs like yours are better than your job (with higher pay and better benefits) or worse?

[VAR: NEWJOBS]

<u>RESPONSE</u>	<u>PUNCH</u>	<u>YEAR</u>								
		<u>2006-1</u>	<u>2006-2</u>	<u>2006-3</u>	<u>2008-1</u>	<u>2008-2</u>	<u>2008-3</u>	<u>2010-1</u>	<u>2010-2</u>	<u>2010-3</u>
Better	1	0	30	0	44	0	0	0	0	0
About the same	2	0	33	0	56	0	0	0	0	0
Worse	3	0	22	0	31	0	0	0	0	0
Don't know	8	0	3	0	4	0	0	0	0	0
No answer	9	0	0	0	1	0	0	0	0	0
Not applicable (Punches 2-9 in MORETRADE)	0	2000	1912	2000	1887	2023	2023	2044	2044	2044

446. On average, do you think the jobs in the United States that have been taken away from people with jobs like yours are better than your job (with higher pay and better benefits) or worse?

[VAR: LOSTJOBS]

<u>RESPONSE</u>	<u>PUNCH</u>	<u>YEAR</u>								
		<u>2006-1</u>	<u>2006-2</u>	<u>2006-3</u>	<u>2008-1</u>	<u>2008-2</u>	<u>2008-3</u>	<u>2010-1</u>	<u>2010-2</u>	<u>2010-3</u>
Better	1	0	27	0	40	0	0	0	0	0
About the same	2	0	42	0	48	0	0	0	0	0
Worse	3	0	110	0	177	0	0	0	0	0
Don't know	8	0	9	0	11	0	0	0	0	0
No answer	9	0	2	0	0	0	0	0	0	0
Not applicable (Not Punch 3 in MORETRADE)	0	2000	1810	2000	1747	2023	2023	2044	2044	2044

Now I'm going to ask you about computer use in your current job.

447. A. Do you use a computer or computerized equipment at work?

[VAR: WKCOMPTR]

<u>RESPONSE</u>	<u>PUNCH</u>	<u>YEAR</u>								
		<u>2006-1</u>	<u>2006-2</u>	<u>2006-3</u>	<u>2008-1</u>	<u>2008-2</u>	<u>2008-3</u>	<u>2010-1</u>	<u>2010-2</u>	<u>2010-3</u>
Yes	1	0	513	0	642	0	0	0	0	0
No	2	0	122	0	202	0	0	0	0	0
Don't know	8	0	0	0	1	0	0	0	0	0
No answer	9	0	2	0	13	0	0	0	0	0
Not applicable (Punches 2-8 in WRKSTAT)	0	2000	1363	2000	1165	2023	2023	2044	2044	2044

B. Could you do your job without a computer or computerized equipment? Would you say...

[VAR: WOCOMPTR]

<u>RESPONSE</u>	<u>PUNCH</u>	<u>YEAR</u>								
		<u>2006-1</u>	<u>2006-2</u>	<u>2006-3</u>	<u>2008-1</u>	<u>2008-2</u>	<u>2008-3</u>	<u>2010-1</u>	<u>2010-2</u>	<u>2010-3</u>
Couldn't do my job without a computer or computerized equipment	1	0	229	0	289	0	0	0	0	0
Could do my job without a computer or computerized equipment but it would be much harder	2	0	206	0	248	0	0	0	0	0
Doing my job without a computer or computerized equipment would be about the same as now	3	0	36	0	52	0	0	0	0	0
Already do most of my job without a computer or computerized equipment	4	0	42	0	53	0	0	0	0	0
Don't know	8	0	0	0	0	0	0	0	0	0
No answer	9	0	0	0	0	0	0	0	0	0
Not applicable (Puches 2-9 in WKCOMPTR)	0	2000	1487	2000	1381	2023	2023	2044	2044	2044

448. Have you heard of persons in your firm having their jobs replaced by computers, computerized equipment or other forms of automation in the past three years?

[VAR: AUTONOJB]

<u>RESPONSE</u>	<u>PUNCH</u>	<u>YEAR</u>								
		<u>2006-1</u>	<u>2006-2</u>	<u>2006-3</u>	<u>2008-1</u>	<u>2008-2</u>	<u>2008-3</u>	<u>2010-1</u>	<u>2010-2</u>	<u>2010-3</u>
Yes	1	0	56	0	101	0	0	0	0	0
No	2	0	457	0	541	0	0	0	0	0
Don't know	8	0	0	0	0	0	0	0	0	0
No answer	9	0	0	0	0	0	0	0	0	0
Not applicable (Puches 2-9 in WKCOMPTR)	0	2000	1487	2000	1381	2023	2023	2044	2044	2044

449. How often do you meet face to face with customers, clients, patients, or others to whom you provide products or services? Would you say...

[VAR: MEETF2F1]

<u>RESPONSE</u>	<u>PUNCH</u>	<u>YEAR</u>								
		<u>2006-1</u>	<u>2006-2</u>	<u>2006-3</u>	<u>2008-1</u>	<u>2008-2</u>	<u>2008-3</u>	<u>2010-1</u>	<u>2010-2</u>	<u>2010-3</u>
Never	1	0	110	0	139	0	0	0	0	0
Once per year or less	2	0	12	0	28	0	0	0	0	0
Several times per year	3	0	36	0	44	0	0	0	0	0
Several times per month	4	0	41	0	69	0	0	0	0	0
Several times per week	5	0	48	0	75	0	0	0	0	0
Daily	6	0	388	0	485	0	0	0	0	0
Don't know	8	0	0	0	5	0	0	0	0	0
No answer	9	0	2	0	13	0	0	0	0	0
Not applicable (Punches 2-8 in WRKSTAT)	0	2000	1363	2000	1165	2023	2023	2044	2044	2044

450. How often do you meet face-to-face with co-workers to work on projects, for example solving special problems or improving products or services? Is it...

[VAR: MEETF2F2]

<u>RESPONSE</u>	<u>PUNCH</u>	<u>YEAR</u>								
		<u>2006-1</u>	<u>2006-2</u>	<u>2006-3</u>	<u>2008-1</u>	<u>2008-2</u>	<u>2008-3</u>	<u>2010-1</u>	<u>2010-2</u>	<u>2010-3</u>
Never	1	0	45	0	84	0	0	0	0	0
Once per year or less	2	0	12	0	9	0	0	0	0	0
Several times per year	3	0	26	0	38	0	0	0	0	0
Several times per month	4	0	45	0	45	0	0	0	0	0
Several times per week	5	0	59	0	86	0	0	0	0	0
Daily	6	0	446	0	578	0	0	0	0	0
Don't know	8	0	0	0	5	0	0	0	0	0
No answer	9	0	4	0	13	0	0	0	0	0
Not applicable (Punches 2-8 in WRKSTAT)	0	2000	1363	2000	1165	2023	2023	2044	2044	2044

451. How often do you exchange information with co-workers located outside the United States? Is it...

[VAR: INTLCOWK]

<u>RESPONSE</u>	<u>PUNCH</u>	<u>YEAR</u>								
		<u>2006-1</u>	<u>2006-2</u>	<u>2006-3</u>	<u>2008-1</u>	<u>2008-2</u>	<u>2008-3</u>	<u>2010-1</u>	<u>2010-2</u>	<u>2010-3</u>
Never	1	0	527	0	673	0	0	0	0	0
Once per year or less	2	0	32	0	36	0	0	0	0	0
Several times per year	3	0	23	0	30	0	0	0	0	0
Several times per month	4	0	15	0	27	0	0	0	0	0
Several times per week	5	0	16	0	19	0	0	0	0	0
Daily	6	0	22	0	53	0	0	0	0	0
Don't know	8	0	0	0	6	0	0	0	0	0
No answer	9	0	2	0	14	0	0	0	0	0
Not applicable (Punches 2-8 in WRKSTAT)	0	2000	1363	2000	1165	2023	2023	2044	2044	2044

452. Thinking about your last full-time job, what year did you last work?

[VAR: LASTYRWK]

<u>RESPONSE</u>	<u>PUNCH</u>	<u>YEAR</u>								
		<u>2006-1</u>	<u>2006-2</u>	<u>2006-3</u>	<u>2008-1</u>	<u>2008-2</u>	<u>2008-3</u>	<u>2010-1</u>	<u>2010-2</u>	<u>2010-3</u>
1960-1969	1960-1969	0	1	0	0	0	0	0	0	0
1970-1979	1970-1979	0	0	0	2	0	0	0	0	0
1980-1989	1980-1989	0	0	0	5	0	0	0	0	0
1990-1994	1990-1995	0	2	0	1	0	0	0	0	0
1995-1999	1995-2000	0	2	0	3	0	0	0	0	0
2000-2005	2000-2005	0	26	0	31	0	0	0	0	0
2006	2006	0	45	0	35	0	0	0	0	0
2007	2007	0	64	0	67	0	0	0	0	0
2008	2008	0	65	0	79	0	0	0	0	0
Don't know	9998	0	0	0	3	0	0	0	0	0
No answer	9999	0	1	0	0	0	0	0	0	0
Not applicable (Not Punch 3 in WORK3YRS)	0	2000	1794	2000	1797	2023	2023	2044	2044	2044

453. Why did you leave your last (full-time) job? Did you leave voluntarily, was the job abolished, or were you permanently laid off?

[VAR: LEAVEJB]

<u>RESPONSE</u>	<u>PUNCH</u>	<u>YEAR</u>								
		<u>2006-1</u>	<u>2006-2</u>	<u>2006-3</u>	<u>2008-1</u>	<u>2008-2</u>	<u>2008-3</u>	<u>2010-1</u>	<u>2010-2</u>	<u>2010-3</u>
Left voluntarily	1	0	103	0	124	0	0	0	0	0
Job was abolished	2	0	20	0	18	0	0	0	0	0
Permanently laid off	3	0	40	0	37	0	0	0	0	0
Don't know	8	0	14	0	17	0	0	0	0	0
No answer	9	0	9	0	7	0	0	0	0	0
Not applicable (Not Punch 3 in WORK3YRS)	0	2000	1814	2000	1820	2023	2023	2044	2044	2044

454. A. Why job abolished or laid off? - Reason 1

[VAR: WHYNOJB1]

<u>RESPONSE</u>	<u>PUNCH</u>	<u>YEAR</u>								
		<u>2006-1</u>	<u>2006-2</u>	<u>2006-3</u>	<u>2008-1</u>	<u>2008-2</u>	<u>2008-3</u>	<u>2010-1</u>	<u>2010-2</u>	<u>2010-3</u>
Company's sales were declining	1	0	14	0	17	0	0	0	0	0
Machines and computers made my job obsolete	2	0	0	0	0	0	0	0	0	0
Job requirements changed and I was not able to do the job	3	0	1	0	2	0	0	0	0	0
Job moved to another location in the United States	4	0	6	0	3	0	0	0	0	0
Job moved to another country	5	0	4	0	1	0	0	0	0	0
Other	6	0	35	0	32	0	0	0	0	0
Company sold	7	0	0	0	0	0	0	0	0	0
Job done	8	0	0	0	0	0	0	0	0	0
Company in financial problem	9	0	0	0	0	0	0	0	0	0
End of contract	10	0	0	0	0	0	0	0	0	0
Seasonal work	11	0	0	0	0	0	0	0	0	0
Don't know	98	0	0	0	0	0	0	0	0	0
No answer	99	0	0	0	0	0	0	0	0	0
Not applicable (Punches 1, 8, 9 in LEAVEJB)	0	2000	1940	2000	1968	2023	2023	2044	2044	2044

B. Why job abolished or laid off? - Reason 2

[VAR: WHYNOJB2]

<u>RESPONSE</u>	<u>PUNCH</u>	<u>YEAR</u>								
		<u>2006-1</u>	<u>2006-2</u>	<u>2006-3</u>	<u>2008-1</u>	<u>2008-2</u>	<u>2008-3</u>	<u>2010-1</u>	<u>2010-2</u>	<u>2010-3</u>
Company's sales were declining	1	0	0	0	4	0	0	0	0	0
Machines and computers made my job obsolete	2	0	0	0	0	0	0	0	0	0
Job requirements changed and I was not able to do the job	3	0	0	0	1	0	0	0	0	0
Job moved to another location in the United States	4	0	1	0	1	0	0	0	0	0
Job moved to another country	5	0	0	0	1	0	0	0	0	0
Other	6	0	2	0	3	0	0	0	0	0
Not applicable (Punches 1, 8, 9 in LEAVEJB)	0	2000	1997	2000	2013	2023	2023	2044	2044	2044

455. Thinking about your last job, in which of these groups did your earnings from all sources for this job fall? That is, before taxes or other deductions.

[VAR: INCLSTJB]

RESPONSE	PUNCH	YEAR								
		2006-1	2006-2	2006-3	2008-1	2008-2	2008-3	2010-1	2010-2	2010-3
UNDER \$1,000	1	0	8	0	5	0	0	0	0	0
\$1,000 to 2,999	2	0	4	0	5	0	0	0	0	0
\$3,000 to 3,999	3	0	7	0	6	0	0	0	0	0
\$4,000 to 4,999	4	0	3	0	4	0	0	0	0	0
\$5,000 to 5,999	5	0	4	0	7	0	0	0	0	0
\$6,000 to 6,999	6	0	1	0	2	0	0	0	0	0
\$7,000 to 7,999	7	0	7	0	6	0	0	0	0	0
\$8,000 to 9,999	8	0	9	0	11	0	0	0	0	0
\$10,000 to 12,499	9	0	11	0	14	0	0	0	0	0
\$12,500 to 14,999	10	0	13	0	10	0	0	0	0	0
\$15,000 to 17,499	11	0	5	0	9	0	0	0	0	0
\$17,500 to 19,999	12	0	8	0	8	0	0	0	0	0
\$20,000 to 22,499	13	0	7	0	10	0	0	0	0	0
\$22,500 to 24,999	14	0	9	0	9	0	0	0	0	0
\$25,000 to 29,999	15	0	10	0	18	0	0	0	0	0
\$30,000 to 34,999	16	0	9	0	11	0	0	0	0	0
\$35,000 to 39,999	17	0	13	0	9	0	0	0	0	0
\$40,000 to 49,999	18	0	10	0	15	0	0	0	0	0
\$50,000 to 59,999	19	0	12	0	6	0	0	0	0	0
\$60,000 to 74,999	20	0	8	0	6	0	0	0	0	0
\$75,000 to 89,999	21	0	4	0	6	0	0	0	0	0
\$90,000 to 109,999	22	0	4	0	4	0	0	0	0	0
\$110,000 to 129,999	23	0	2	0	2	0	0	0	0	0
\$130,000 to 149,999	24	0	0	0	2	0	0	0	0	0
\$150,000 or over	25	0	4	0	1	0	0	0	0	0
Don't know	98	0	4	0	7	0	0	0	0	0
No answer	99	0	10	0	8	0	0	0	0	0
Not applicable (Not Punch 3 in WORK3YRS)	0	2000	1814	2000	1822	2023	2023	2044	2044	2044

456. In what country were you born?

[VAR: BORNSP]

<u>RESPONSE</u>	<u>PUNCH</u>	<u>YEAR</u>								
		<u>2006-1</u>	<u>2006-2</u>	<u>2006-3</u>	<u>2008-1</u>	<u>2008-2</u>	<u>2008-3</u>	<u>2010-1</u>	<u>2010-2</u>	<u>2010-3</u>
USA	1	0	932	0	1179	0	0	0	0	0
Antigua	2	0	0	0	1	0	0	0	0	0
Trinidad	3	0	1	0	5	0	0	0	0	0
Jamaica	4	0	1	0	3	0	0	0	0	0
Pakistan	5	0	0	0	3	0	0	0	0	0
Turkey	6	0	0	0	2	0	0	0	0	0
Italy	7	0	1	0	3	0	0	0	0	0
West Indies	8	0	1	0	2	0	0	0	0	0
Colombia	9	0	5	0	6	0	0	0	0	0
Kazakhstan	10	0	0	0	2	0	0	0	0	0
Cuba	12	0	7	0	8	0	0	0	0	0
India	13	0	9	0	10	0	0	0	0	0
Germany	14	0	5	0	9	0	0	0	0	0
Ecuador	15	0	1	0	1	0	0	0	0	0
Mexico	16	0	34	0	60	0	0	0	0	0
Portugal	17	0	1	0	1	0	0	0	0	0
El Salvador	18	0	5	0	9	0	0	0	0	0
Canada	19	0	3	0	6	0	0	0	0	0
Guatemala	14	0	1	0	6	0	0	0	0	0
Zimbabwe	21	0	0	0	1	0	0	0	0	0
Taiwan	23	0	1	0	1	0	0	0	0	0
Philippines	24	0	3	0	4	0	0	0	0	0
Israel	25	0	2	0	1	0	0	0	0	0
Dominican Republic	26	0	3	0	2	0	0	0	0	0
Scotland	27	0	0	0	1	0	0	0	0	0
Haiti	28	0	1	0	3	0	0	0	0	0
Honduras	29	0	2	0	3	0	0	0	0	0
Puerto Rico	30	0	5	0	2	0	0	0	0	0
Australia	31	0	0	0	2	0	0	0	0	0
China	32	0	3	0	4	0	0	0	0	0
Poland	33	0	1	0	2	0	0	0	0	0
Lithuania	34	0	0	0	1	0	0	0	0	0
Liberia	35	0	1	0	1	0	0	0	0	0
Brazil	36	0	0	0	2	0	0	0	0	0
Morocco	37	0	1	0	1	0	0	0	0	0
Spain	38	0	0	0	1	0	0	0	0	0

[VAR: BORNSP] (CONTINUED)

<u>RESPONSE</u>	<u>PUNCH</u>	<u>YEAR</u>								
		<u>2006-1</u>	<u>2006-2</u>	<u>2006-3</u>	<u>2008-1</u>	<u>2008-2</u>	<u>2008-3</u>	<u>2010-1</u>	<u>2010-2</u>	<u>2010-3</u>
Bulgaria	39	0	1	0	1	0	0	0	0	0
USSR	40	0	4	0	1	0	0	0	0	0
Kuwait	41	0	0	0	1	0	0	0	0	0
Japan	42	0	2	0	1	0	0	0	0	0
Korea	43	0	0	0	3	0	0	0	0	0
Vietnam	44	0	0	0	1	0	0	0	0	0
Bermuda	45	0	0	0	1	0	0	0	0	0
Ghana	46	0	0	0	2	0	0	0	0	0
Panama	47	0	0	0	2	0	0	0	0	0
France	48	0	1	0	2	0	0	0	0	0
Romania	49	0	1	0	1	0	0	0	0	0
South Africa	50	0	2	0	0	0	0	0	0	0
Britain	52	0	3	0	0	0	0	0	0	0
Ukraine	53	0	1	0	0	0	0	0	0	0
Peru	54	0	2	0	0	0	0	0	0	0
Bangladesh	55	0	1	0	0	0	0	0	0	0
Sri Lanka	56	0	1	0	0	0	0	0	0	0
Argentina	57	0	3	0	0	0	0	0	0	0
Netherlands	58	0	1	0	0	0	0	0	0	0
Sweden	60	0	1	0	0	0	0	0	0	0
Thailand	61	0	1	0	0	0	0	0	0	0
Venezuela	62	0	1	0	0	0	0	0	0	0
Albania	63	0	1	0	0	0	0	0	0	0
Ireland	64	0	1	0	0	0	0	0	0	0
Africa	65	0	1	0	0	0	0	0	0	0
Jordan	66	0	1	0	0	0	0	0	0	0
Costa Rica	68	0	1	0	0	0	0	0	0	0
Iran	69	0	1	0	0	0	0	0	0	0
Sierra Leone	70	0	2	0	0	0	0	0	0	0
Don't know	98	0	0	0	0	0	0	0	0	0
No answer	99	0	34	0	56	0	0	0	0	0
Not applicable	0	2000	902	2000	603	2023	2023	2044	2044	2044

457. If you were born outside US, what age were you when you permanently moved to the US?

[VAR: AGECEMEUS]

<u>RESPONSE</u>	<u>PUNCH</u>	<u>YEAR</u>								
		<u>2006-1</u>	<u>2006-2</u>	<u>2006-3</u>	<u>2008-1</u>	<u>2008-2</u>	<u>2008-3</u>	<u>2010-1</u>	<u>2010-2</u>	<u>2010-3</u>
1-9	1-9	0	22	0	38	0	0	0	0	0
10-19	10-19	0	29	0	45	0	0	0	0	0
20-29	20-29	0	54	0	51	0	0	0	0	0
30-39	30-39	0	14	0	26	0	0	0	0	0
40-49	40-49	0	5	0	9	0	0	0	0	0
50+	50-52	0	1	0	2	0	0	0	0	0
Have not permanently moved to US	96	0	4	0	8	0	0	0	0	0
Don't know	98	0	0	0	0	0	0	0	0	0
No answer	99	0	3	0	6	0	0	0	0	0
Not applicable (Punch 1 on BORNSP)	0	2000	1868	2000	1838	2023	2023	2044	2044	2044

458. Do you hold a special visa?

[VAR: VISA]

<u>RESPONSE</u>	<u>PUNCH</u>	<u>YEAR</u>								
		<u>2006-1</u>	<u>2006-2</u>	<u>2006-3</u>	<u>2008-1</u>	<u>2008-2</u>	<u>2008-3</u>	<u>2010-1</u>	<u>2010-2</u>	<u>2010-3</u>
Yes	1	0	25	0	41	0	0	0	0	0
No [GO TO NATDEG]	2	0	101	0	135	0	0	0	0	0
Don't know	8	0	2	0	3	0	0	0	0	0
No answer	9	0	4	0	6	0	0	0	0	0
Not applicable (Punch 1 on BORNSP)	0	2000	1868	2000	1838	2023	2023	2044	2044	2044

459. What kind of visa?

[VAR: TYPEVISA]

<u>RESPONSE</u>	<u>PUNCH</u>	<u>YEAR</u>								
		<u>2006-1</u>	<u>2006-2</u>	<u>2006-3</u>	<u>2008-1</u>	<u>2008-2</u>	<u>2008-3</u>	<u>2010-1</u>	<u>2010-2</u>	<u>2010-3</u>
H1B	1	0	4	0	6	0	0	0	0	0
L1 (SPECIFY)	2	0	1	0	2	0	0	0	0	0
Student	3	0	1	0	2	0	0	0	0	0
Tourist	4	0	4	0	4	0	0	0	0	0
Other	5	0	14	0	22	0	0	0	0	0
Don't know	8	0	1	0	4	0	0	0	0	0
No answer	9	0	0	0	1	0	0	0	0	0
Not applicable (Punch 2-9 on BORNSP)	0	2000	1975	2000	1982	2023	2023	2044	2044	2044

460. In which country did you obtain your highest degree?

[VAR: NATDEG]

<u>RESPONSE</u>	<u>PUNCH</u>	<u>YEAR</u>								
		<u>2006-1</u>	<u>2006-2</u>	<u>2006-3</u>	<u>2008-1</u>	<u>2008-2</u>	<u>2008-3</u>	<u>2010-1</u>	<u>2010-2</u>	<u>2010-3</u>
United States	1	0	989	0	1239	0	0	0	0	0
Antigua	2	0	0	0	0	0	0	0	0	0
Trinidad	3	0	0	0	3	0	0	0	0	0
Jamaica	4	0	0	0	2	0	0	0	0	0
Pakistan	5	0	0	0	2	0	0	0	0	0
Turkey	6	0	0	0	1	0	0	0	0	0
Italy	7	0	0	0	0	0	0	0	0	0
West Indies	8	0	3	0	3	0	0	0	0	0
Colombia	9	0	5	0	6	0	0	0	0	0
Kazakhstan	10	0	0	0	2	0	0	0	0	0
Cuba	11	0	3	0	4	0	0	0	0	0
India	12	0	2	0	7	0	0	0	0	0
Germany	13	0	1	0	2	0	0	0	0	0
Ecuador	14	0	1	0	1	0	0	0	0	0
Mexico	15	0	22	0	39	0	0	0	0	0
Portugal	16	0	0	0	0	0	0	0	0	0
El Salvador	17	0	4	0	7	0	0	0	0	0
Canada	18	0	2	0	3	0	0	0	0	0
Guatemala	19	0	0	0	5	0	0	0	0	0
Zimbabwe	20	0	0	0	0	0	0	0	0	0
Taiwan	21	0	0	0	0	0	0	0	0	0
Philippines	22	0	2	0	3	0	0	0	0	0
Israel	23	0	1	0	1	0	0	0	0	0
Dominican Republic	24	0	3	0	1	0	0	0	0	0
Scotland	25	0	0	0	1	0	0	0	0	0
Haiti	26	0	0	0	3	0	0	0	0	0
Honduras	27	0	2	0	2	0	0	0	0	0
Puerto Rico	28	0	4	0	3	0	0	0	0	0
Austraila	29	0	0	0	1	0	0	0	0	0
China	30	0	0	0	1	0	0	0	0	0
Poland	31	0	1	0	2	0	0	0	0	0
Lithuania	32	0	0	0	1	0	0	0	0	0
Liberia	33	0	1	0	0	0	0	0	0	0
Brazil	34	0	0	0	2	0	0	0	0	0
Morocco	35	0	0	0	1	0	0	0	0	0
Spain	36	0	0	0	1	0	0	0	0	0

[VAR: NATDEG] (CONTINUED)

<u>RESPONSE</u>	<u>PUNCH</u>	<u>YEAR</u>								
		<u>2006-1</u>	<u>2006-2</u>	<u>2006-3</u>	<u>2008-1</u>	<u>2008-2</u>	<u>2008-3</u>	<u>2010-1</u>	<u>2010-2</u>	<u>2010-3</u>
Bulgeria	37	0	1	0	1	0	0	0	0	0
USSR	38	0	3	0	1	0	0	0	0	0
Kuwait	39	0	0	0	0	0	0	0	0	0
Japan	40	0	1	0	1	0	0	0	0	0
Korea	41	0	0	0	2	0	0	0	0	0
Vietnam	42	0	0	0	0	0	0	0	0	0
Bermuda	43	0	0	0	1	0	0	0	0	0
Ghana	44	0	0	0	0	0	0	0	0	0
Panama	45	0	0	0	0	0	0	0	0	0
France	46	0	0	0	2	0	0	0	0	0
Romania	47	0	1	0	0	0	0	0	0	0
South Africa	48	0	0	0	1	0	0	0	0	0
England	49	0	0	0	1	0	0	0	0	0
Britain	50	0	1	0	1	0	0	0	0	0
Ukraine	53	0	1	0	0	0	0	0	0	0
Peru	54	0	2	0	0	0	0	0	0	0
Bangladesh	55	0	1	0	0	0	0	0	0	0
Don't know	98	0	0	0	0	0	0	0	0	0
No answer	99	0	41	0	60	0	0	0	0	0
Not applicable	0	2000	902	2000	603	2023	2023	2044	2044	2044

461. Do you receive health insurance from your employer?

[VAR: EMPHLTH]

<u>RESPONSE</u>	<u>PUNCH</u>	<u>YEAR</u>								
		<u>2006-1</u>	<u>2006-2</u>	<u>2006-3</u>	<u>2008-1</u>	<u>2008-2</u>	<u>2008-3</u>	<u>2010-1</u>	<u>2010-2</u>	<u>2010-3</u>
Yes	1	0	494	0	652	0	0	0	0	0
No	2	0	274	0	371	0	0	0	0	0
Don't know	8	0	0	0	3	0	0	0	0	0
No answer	9	0	33	0	48	0	0	0	0	0
Not applicable (Punches 4-8 in WRKSTAT)	0	2000	1199	2000	949	2023	2023	2044	2044	2044

462. Name of Insurance or HMO.

[VAR: EMPHPLAN]

<u>RESPONSE</u>	<u>PUNCH</u>	<u>YEAR</u>								
		<u>2006-1</u>	<u>2006-2</u>	<u>2006-3</u>	<u>2008-1</u>	<u>2008-2</u>	<u>2008-3</u>	<u>2010-1</u>	<u>2010-2</u>	<u>2010-3</u>
Aetna	1	0	44	0	49	0	0	0	0	0
Anthem/Wellpoint	2	0	20	0	22	0	0	0	0	0
Blue Cross/Blue Shield	3	0	144	0	215	0	0	0	0	0
Blue Cross	4	0	26	0	34	0	0	0	0	0
Blue Shield	5	0	16	0	12	0	0	0	0	0
Cigna	6	0	20	0	38	0	0	0	0	0
Covington	7	0	3	0	1	0	0	0	0	0
Harvard Pilgrim	8	0	2	0	3	0	0	0	0	0
Humana	9	0	11	0	15	0	0	0	0	0
Kaiser Permanente	10	0	19	0	22	0	0	0	0	0
Tufts	11	0	1	0	2	0	0	0	0	0
United	12	0	44	0	48	0	0	0	0	0
Wellpoint	13	0	0	0	1	0	0	0	0	0
Oxford	14	0	3	0	17	0	0	0	0	0
HealthNet	15	0	3	0	3	0	0	0	0	0
United Health Care	16	0	5	0	8	0	0	0	0	0
Health Partners	17	0	4	0	3	0	0	0	0	0
Great West	18	0	1	0	3	0	0	0	0	0
Unicare	19	0	0	0	2	0	0	0	0	0
Medcost	20	0	0	0	5	0	0	0	0	0
Pacific Care	21	0	1	0	2	0	0	0	0	0
Fallon HMO	22	0	1	0	4	0	0	0	0	0
Arise	23	0	0	0	2	0	0	0	0	0
Medical Mutual of Ohio	24	0	6	0	7	0	0	0	0	0
Florida Health Care	25	0	1	0	2	0	0	0	0	0
Hawaiian Medical System Association	26	0	5	0	6	0	0	0	0	0
Coventry	27	0	1	0	6	0	0	0	0	0
Winhealth	28	0	2	0	5	0	0	0	0	0
Health Choice	29	0	0	0	2	0	0	0	0	0
Preferred Care	30	0	0	0	2	0	0	0	0	0
MVP	31	0	0	0	2	0	0	0	0	0
First Health	32	0	0	0	3	0	0	0	0	0
UMR	33	0	0	0	2	0	0	0	0	0
Affinity Health Care	34	0	1	0	2	0	0	0	0	0
Priority Health	35	0	3	0	2	0	0	0	0	0
GHI	36	0	1	0	2	0	0	0	0	0

[VAR: EMPHPLAN] (CONTINUED)

<u>RESPONSE</u>	<u>PUNCH</u>	<u>YEAR</u>								
		<u>2006-1</u>	<u>2006-2</u>	<u>2006-3</u>	<u>2008-1</u>	<u>2008-2</u>	<u>2008-3</u>	<u>2010-1</u>	<u>2010-2</u>	<u>2010-3</u>
HAP	37	0	2	0	0	0	0	0	0	0
Tricare	38	0	6	0	0	0	0	0	0	0
Principal	39	0	2	0	0	0	0	0	0	0
Metlife	40	0	2	0	0	0	0	0	0	0
Alliance Select	41	0	2	0	0	0	0	0	0	0
Other	89	0	74	0	61	0	0	0	0	0
Don't know	98	0	14	0	29	0	0	0	0	0
No answer	99	0	4	0	8	0	0	0	0	0
Not applicable (Punches 2-9 in EMPHLTH)	0	2000	1506	2000	1371	2023	2023	2044	2044	2044

463. Other name for insurance or HMO policy?

[VAR: OTHPLAN]

<u>RESPONSE</u>	<u>PUNCH</u>	<u>YEAR</u>								
		<u>2006-1</u>	<u>2006-2</u>	<u>2006-3</u>	<u>2008-1</u>	<u>2008-2</u>	<u>2008-3</u>	<u>2010-1</u>	<u>2010-2</u>	<u>2010-3</u>
Yes, another name	1	0	90	0	129	0	0	0	0	0
No other name	2	0	347	0	441	0	0	0	0	0
Don't know	8	0	55	0	76	0	0	0	0	0
No answer	9	0	2	0	6	0	0	0	0	0
Not applicable	0	2000	1506	2000	1371	2023	2023	2044	2044	2044

**The 2008 Topical Module: (Self-Administered) Clergy/Sex
(HARSEXJB-CLSCLESEX)**

464. Sometimes at work people find themselves the object of sexual advances or propositions from supervisors. The advances sometimes involve physical contact and sometimes just involve sexual conversations. Have you experienced such advances?

[VAR: HARSEXJB]

<u>RESPONSE</u>	<u>PUNCH</u>	<u>YEAR</u>								
		<u>2006-1</u>	<u>2006-2</u>	<u>2006-3</u>	<u>2008-1</u>	<u>2008-2</u>	<u>2008-3</u>	<u>2010-1</u>	<u>2010-2</u>	<u>2010-3</u>
Yes	1	0	325	0	410	0	0	0	0	0
No	2	0	1069	0	1349	0	0	0	0	0
Don't know	8	0	6	0	5	0	0	0	0	0
No answer	9	0	18	0	26	0	0	0	0	0
Not applicable (Did not do SAQ)	0	2000	582	2000	233	2023	2023	2044	2044	2044

465. Now think about church, synagogue, or other religious settings. Since you turned 18, have you ever found yourself the object of sexual advances or propositions from a minister, priest, rabbi, or other clergy person or religious leader who was not your spouse or significant other?

[VAR: HARSEXCL]

<u>RESPONSE</u>	<u>PUNCH</u>	<u>YEAR</u>								
		<u>2006-1</u>	<u>2006-2</u>	<u>2006-3</u>	<u>2008-1</u>	<u>2008-2</u>	<u>2008-3</u>	<u>2010-1</u>	<u>2010-2</u>	<u>2010-3</u>
Yes	1	0	41	0	43	0	0	0	0	0
No	2	0	1352	0	1715	0	0	0	0	0
Don't know	8	0	5	0	3	0	0	0	0	0
No answer	9	0	20	0	29	0	0	0	0	0
Not applicable (Did not do SAQ)	0	2000	582	2000	233	2023	2023	2044	2044	2044

466. Did this happen with a leader in a congregation you were yourself attending?

[VAR: OWNCLERG]

<u>RESPONSE</u>	<u>PUNCH</u>	<u>YEAR</u>								
		<u>2006-1</u>	<u>2006-2</u>	<u>2006-3</u>	<u>2008-1</u>	<u>2008-2</u>	<u>2008-3</u>	<u>2010-1</u>	<u>2010-2</u>	<u>2010-3</u>
Yes	1	0	50	0	24	0	0	0	0	0
No	2	0	34	0	19	0	0	0	0	0
Don't know	8	0	0	0	0	0	0	0	0	0
No answer	9	0	0	0	0	0	0	0	0	0
Not applicable (Punches 2-9 in HARSEXCL)	0	2000	1916	2000	1980	2023	2023	2044	2044	2044

467. With how many different leaders has this happened to you?

[VAR: NUMCLERG]

<u>RESPONSE</u>	<u>PUNCH</u>	<u>YEAR</u>								
		<u>2006-1</u>	<u>2006-2</u>	<u>2006-3</u>	<u>2008-1</u>	<u>2008-2</u>	<u>2008-3</u>	<u>2010-1</u>	<u>2010-2</u>	<u>2010-3</u>
1	1	0	18	0	17	0	0	0	0	0
2	2	0	2	0	5	0	0	0	0	0
3	3	0	2	0	1	0	0	0	0	0
4	4	0	1	0	0	0	0	0	0	0
5	5	0	0	0	1	0	0	0	0	0
6	6	0	0	0	0	0	0	0	0	0
7+	7	0	3	0	0	0	0	0	0	0
Don't know	8	0	0	0	0	0	0	0	0	0
No answer	9	0	0	0	0	0	0	0	0	0
Not applicable (Punches 2-9 in OWNCLERG)	0	2000	1974	2000	1999	2023	2023	2044	2044	2044

468. Did you and this leader ever become an openly acknowledged couple?

[VAR: OPENREL1]

<u>RESPONSE</u>	<u>PUNCH</u>	<u>YEAR</u>								
		<u>2006-1</u>	<u>2006-2</u>	<u>2006-3</u>	<u>2008-1</u>	<u>2008-2</u>	<u>2008-3</u>	<u>2010-1</u>	<u>2010-2</u>	<u>2010-3</u>
Yes [SKIP TO KNWCLSEX]	1	0	0	0	2	0	0	0	0	0
No [SKIP TO COUNSEL1]	2	0	26	0	22	0	0	0	0	0
Don't know	8	0	0	0	0	0	0	0	0	0
No answer	9	0	0	0	0	0	0	0	0	0
Not applicable (Punches 2-9 in OWNCLERG)	0	2000	1974	2000	1999	2023	2023	2044	2044	2044

469. Thinking about the leader with whom you had this experience most recently, did you and this leader ever become an openly acknowledged couple?

[VAR: OPENREL2]

<u>RESPONSE</u>	<u>PUNCH</u>	<u>YEAR</u>								
		<u>2006-1</u>	<u>2006-2</u>	<u>2006-3</u>	<u>2008-1</u>	<u>2008-2</u>	<u>2008-3</u>	<u>2010-1</u>	<u>2010-2</u>	<u>2010-3</u>
Yes [GO TO SKIP BOX 2]	1	0	0	0	1	0	0	0	0	0
No [SKIP TO COUNSEL1]	2	0	8	0	6	0	0	0	0	0
Don't know	8	0	0	0	0	0	0	0	0	0
No answer	9	0	0	0	0	0	0	0	0	0
Not applicable (Punch 1 in NUMCLERG)	0	2000	1992	2000	2016	2023	2023	2044	2044	2044

470. Thinking now about the second leader with whom you had this experience, did you and this leader ever become an openly acknowledged couple?

[VAR: OPENREL3]

<u>RESPONSE</u>	<u>PUNCH</u>	<u>YEAR</u>								
		<u>2006-1</u>	<u>2006-2</u>	<u>2006-3</u>	<u>2008-1</u>	<u>2008-2</u>	<u>2008-3</u>	<u>2010-1</u>	<u>2010-2</u>	<u>2010-3</u>
Yes [GO TO KNWCLSEX]	1	0	0	0	0	0	0	0	0	0
No [SKIP TO COUNSEL1]	2	0	5	0	2	0	0	0	0	0
Don't know	8	0	0	0	0	0	0	0	0	0
No answer	9	0	0	0	0	0	0	0	0	0
Not applicable (Punches 1, 2 in NUMCLERG)	0	2000	1995	2000	2021	2023	2023	2044	2044	2044

471. A. Was this leader someone to whom you went for counseling?

[VAR: COUNSEL1]

<u>RESPONSE</u>	<u>PUNCH</u>	<u>YEAR</u>								
		<u>2006-1</u>	<u>2006-2</u>	<u>2006-3</u>	<u>2008-1</u>	<u>2008-2</u>	<u>2008-3</u>	<u>2010-1</u>	<u>2010-2</u>	<u>2010-3</u>
Yes	1	0	7	0	6	0	0	0	0	0
No	2	0	19	0	16	0	0	0	0	0
Don't know	8	0	0	0	0	0	0	0	0	0
No answer	9	0	0	0	0	0	0	0	0	0
Not applicable	0	2000	1974	2000	2001	2023	2023	2044	2044	2044

B. Was this leader someone to whom you went for counseling?

[VAR: COUNSEL2]

<u>RESPONSE</u>	<u>PUNCH</u>	<u>YEAR</u>								
		<u>2006-1</u>	<u>2006-2</u>	<u>2006-3</u>	<u>2008-1</u>	<u>2008-2</u>	<u>2008-3</u>	<u>2010-1</u>	<u>2010-2</u>	<u>2010-3</u>
Yes	1	0	3	0	1	0	0	0	0	0
No	2	0	5	0	5	0	0	0	0	0
Don't know	8	0	0	0	0	0	0	0	0	0
No answer	9	0	0	0	0	0	0	0	0	0
Not applicable (Punch 1 in NUMCLERG)	0	2000	1992	2000	2017	2023	2023	2044	2044	2044

472. A. Was this leader someone who was at the time married to someone else?

[VAR: CLRGMAR1]

<u>RESPONSE</u>	<u>PUNCH</u>	<u>YEAR</u>								
		<u>2006-1</u>	<u>2006-2</u>	<u>2006-3</u>	<u>2008-1</u>	<u>2008-2</u>	<u>2008-3</u>	<u>2010-1</u>	<u>2010-2</u>	<u>2010-3</u>
Yes	1	0	17	0	16	0	0	0	0	0
No	2	0	9	0	6	0	0	0	0	0
Don't know	8	0	0	0	0	0	0	0	0	0
No answer	9	0	0	0	0	0	0	0	0	0
Not applicable (Punches 2-9 in OWNCLERG)	0	2000	1974	2000	2001	2023	2023	2044	2044	2044

B. Was this leader someone who was at the time married to someone else?

[VAR: CLRGMAR2]

<u>RESPONSE</u>	<u>PUNCH</u>	<u>YEAR</u>								
		<u>2006-1</u>	<u>2006-2</u>	<u>2006-3</u>	<u>2008-1</u>	<u>2008-2</u>	<u>2008-3</u>	<u>2010-1</u>	<u>2010-2</u>	<u>2010-3</u>
Yes	1	0	3	0	6	0	0	0	0	0
No	2	0	5	0	0	0	0	0	0	0
Don't know	8	0	0	0	0	0	0	0	0	0
No answer	9	0	0	0	0	0	0	0	0	0
Not applicable (Punch 1 in NUMCLERG)	0	2000	1992	2000	2017	2023	2023	2044	2044	2044

C. Was this leader someone who was at the time married to someone else?

[VAR: CLRGMAR3]

<u>RESPONSE</u>	<u>PUNCH</u>	<u>YEAR</u>								
		<u>2006-1</u>	<u>2006-2</u>	<u>2006-3</u>	<u>2008-1</u>	<u>2008-2</u>	<u>2008-3</u>	<u>2010-1</u>	<u>2010-2</u>	<u>2010-3</u>
Yes	1	0	3	0	1	0	0	0	0	0
No	2	0	2	0	1	0	0	0	0	0
Don't know	8	0	0	0	0	0	0	0	0	0
No answer	9	0	0	0	0	0	0	0	0	0
Not applicable (Punches 1, 2 in NUMCLERG)	0	2000	1995	2000	2021	2023	2023	2044	2044	2044

473. Did you have sexual contact with this leader?

[VAR: CLRGSEX1]

<u>RESPONSE</u>	<u>PUNCH</u>	<u>YEAR</u>								
		<u>2006-1</u>	<u>2006-2</u>	<u>2006-3</u>	<u>2008-1</u>	<u>2008-2</u>	<u>2008-3</u>	<u>2010-1</u>	<u>2010-2</u>	<u>2010-3</u>
Yes	1	0	5	0	1	0	0	0	0	0
No	2	0	21	0	20	0	0	0	0	0
Don't know	8	0	0	0	1	0	0	0	0	0
No answer	9	0	0	0	0	0	0	0	0	0
Not applicable (Punches 2-9 in OWNCLERG)	0	2000	1974	2000	2001	2023	2023	2044	2044	2044

B. Did you have sexual contact with this leader?

[VAR: CLRGSEX2]

<u>RESPONSE</u>	<u>PUNCH</u>	<u>YEAR</u>								
		<u>2006-1</u>	<u>2006-2</u>	<u>2006-3</u>	<u>2008-1</u>	<u>2008-2</u>	<u>2008-3</u>	<u>2010-1</u>	<u>2010-2</u>	<u>2010-3</u>
Yes	1	0	1	0	2	0	0	0	0	0
No	2	0	7	0	4	0	0	0	0	0
Don't know	8	0	0	0	0	0	0	0	0	0
No answer	9	0	0	0	0	0	0	0	0	0
Not applicable (Punch 1 in NUMCLERG)	0	2000	1992	2000	2017	2023	2023	2044	2044	2044

C. Did you have sexual contact with this leader?

[VAR: CLRGSEX3]

<u>RESPONSE</u>	<u>PUNCH</u>	<u>YEAR</u>								
		<u>2006-1</u>	<u>2006-2</u>	<u>2006-3</u>	<u>2008-1</u>	<u>2008-2</u>	<u>2008-3</u>	<u>2010-1</u>	<u>2010-2</u>	<u>2010-3</u>
Yes	1	0	0	0	0	0	0	0	0	0
No	2	0	5	0	2	0	0	0	0	0
Don't know	8	0	0	0	0	0	0	0	0	0
No answer	9	0	0	0	0	0	0	0	0	0
Not applicable (Punches 1, 2 in NUMCLERG)	0	2000	1995	2000	2021	2023	2023	2044	2044	2044

474. A. Was this leader male or female?

[VAR: CLRGGEN1]

<u>RESPONSE</u>	<u>PUNCH</u>	<u>YEAR</u>								
		<u>2006-1</u>	<u>2006-2</u>	<u>2006-3</u>	<u>2008-1</u>	<u>2008-2</u>	<u>2008-3</u>	<u>2010-1</u>	<u>2010-2</u>	<u>2010-3</u>
Male	1	0	23	0	22	0	0	0	0	0
Female	2	0	3	0	0	0	0	0	0	0
Don't know	8	0	0	0	0	0	0	0	0	0
No answer	9	0	0	0	0	0	0	0	0	0
Not applicable (Punches 2-9 in OWNCLERG)	0	2000	1974	2000	2001	2023	2023	2044	2044	2044

B. Was this leader male or female?

[VAR: CLRGGEN2]

<u>RESPONSE</u>	<u>PUNCH</u>	<u>YEAR</u>								
		<u>2006-1</u>	<u>2006-2</u>	<u>2006-3</u>	<u>2008-1</u>	<u>2008-2</u>	<u>2008-3</u>	<u>2010-1</u>	<u>2010-2</u>	<u>2010-3</u>
Yes	1	0	6	0	6	0	0	0	0	0
No	2	0	2	0	0	0	0	0	0	0
Don't know	8	0	0	0	0	0	0	0	0	0
No answer	9	0	0	0	0	0	0	0	0	0
Not applicable (Punch 1 in NUMCLERG)	0	2000	1992	2000	2017	2023	2023	2044	2044	2044

C. Was this leader male or female?

[VAR: CLRGGEN3]

<u>RESPONSE</u>	<u>PUNCH</u>	<u>YEAR</u>								
		<u>2006-1</u>	<u>2006-2</u>	<u>2006-3</u>	<u>2008-1</u>	<u>2008-2</u>	<u>2008-3</u>	<u>2010-1</u>	<u>2010-2</u>	<u>2010-3</u>
Yes	1	0	4	0	0	0	0	0	0	0
No	2	0	1	0	0	0	0	0	0	0
Don't know	8	0	0	0	0	0	0	0	0	0
No answer	9	0	0	0	0	0	0	0	0	0
Not applicable (Punches 1, 2 in NUMCLERG)	0	2000	1995	2000	2023	2023	2023	2044	2044	2044

475. A. Did you become involved in an ongoing relationship with this leader?

[VAR: ONGOREL1]

<u>RESPONSE</u>	<u>PUNCH</u>	<u>YEAR</u>								
		<u>2006-1</u>	<u>2006-2</u>	<u>2006-3</u>	<u>2008-1</u>	<u>2008-2</u>	<u>2008-3</u>	<u>2010-1</u>	<u>2010-2</u>	<u>2010-3</u>
Yes	1	0	2	0	2	0	0	0	0	0
No	2	0	24	0	20	0	0	0	0	0
Don't know	8	0	0	0	0	0	0	0	0	0
No answer	9	0	0	0	0	0	0	0	0	0
Not applicable (Punches 2-9 in OWNCLERG)	0	2000	1974	2000	2001	2023	2023	2044	2044	2044

B. Did you become involved in an ongoing relationship with this leader?

[VAR: ONGOREL2]

<u>RESPONSE</u>	<u>PUNCH</u>	<u>YEAR</u>								
		<u>2006-1</u>	<u>2006-2</u>	<u>2006-3</u>	<u>2008-1</u>	<u>2008-2</u>	<u>2008-3</u>	<u>2010-1</u>	<u>2010-2</u>	<u>2010-3</u>
Yes	1	0	0	0	1	0	0	0	0	0
No	2	0	8	0	5	0	0	0	0	0
Don't know	8	0	0	0	0	0	0	0	0	0
No answer	9	0	0	0	0	0	0	0	0	0
Not applicable (Punch 1 in NUMCLERG)	0	2000	1992	2000	2017	2023	2023	2044	2044	2044

C. Did you become involved in an ongoing relationship with this leader?

[VAR: ONGOREL3]

<u>RESPONSE</u>	<u>PUNCH</u>	<u>YEAR</u>								
		<u>2006-1</u>	<u>2006-2</u>	<u>2006-3</u>	<u>2008-1</u>	<u>2008-2</u>	<u>2008-3</u>	<u>2010-1</u>	<u>2010-2</u>	<u>2010-3</u>
Yes	1	0	0	0	0	0	0	0	0	0
No	2	0	5	0	2	0	0	0	0	0
Don't know	8	0	0	0	0	0	0	0	0	0
No answer	9	0	0	0	0	0	0	0	0	0
Not applicable (Punches 1, 2 in NUMCLERG)	0	2000	1995	2000	2021	2023	2023	2044	2044	2044

476. Did this leader say or do anything to try to keep you from telling other people about the relationship?

[VAR: HUSHREL1]

<u>RESPONSE</u>	<u>PUNCH</u>	<u>YEAR</u>								
		<u>2006-1</u>	<u>2006-2</u>	<u>2006-3</u>	<u>2008-1</u>	<u>2008-2</u>	<u>2008-3</u>	<u>2010-1</u>	<u>2010-2</u>	<u>2010-3</u>
Yes	1	0	1	0	1	0	0	0	0	0
No	2	0	1	0	1	0	0	0	0	0
Don't know	8	0	0	0	0	0	0	0	0	0
No answer	9	0	0	0	0	0	0	0	0	0
Not applicable (Punches 2-9 in OWNCLERG)	0	2000	1998	2000	2021	2023	2023	2044	2044	2044

477. A. Have you ever told anyone about this experience?

[VAR: TOLDEXP1]

<u>RESPONSE</u>	<u>PUNCH</u>	<u>YEAR</u>								
		<u>2006-1</u>	<u>2006-2</u>	<u>2006-3</u>	<u>2008-1</u>	<u>2008-2</u>	<u>2008-3</u>	<u>2010-1</u>	<u>2010-2</u>	<u>2010-3</u>
Yes	1	0	16	0	15	0	0	0	0	0
No	2	0	10	0	7	0	0	0	0	0
Don't know	8	0	0	0	0	0	0	0	0	0
No answer	9	0	0	0	0	0	0	0	0	0
Not applicable (Punches 2-9 in OWNCLERG)	0	2000	1974	2000	2001	2023	2023	2044	2044	2044

B. Have you ever told anyone about this experience?

[VAR: TOLDEXP2]

<u>RESPONSE</u>	<u>PUNCH</u>	<u>YEAR</u>								
		<u>2006-1</u>	<u>2006-2</u>	<u>2006-3</u>	<u>2008-1</u>	<u>2008-2</u>	<u>2008-3</u>	<u>2010-1</u>	<u>2010-2</u>	<u>2010-3</u>
Yes	1	0	3	0	4	0	0	0	0	0
No	2	0	5	0	2	0	0	0	0	0
Don't know	8	0	0	0	0	0	0	0	0	0
No answer	9	0	0	0	0	0	0	0	0	0
Not applicable (Punch 1 in NUMCLERG)	0	2000	1992	2000	2017	2023	2023	2044	2044	2044

C. Have you ever told anyone about this experience?

[VAR: TOLDEXP3]

<u>RESPONSE</u>	<u>PUNCH</u>	<u>YEAR</u>								
		<u>2006-1</u>	<u>2006-2</u>	<u>2006-3</u>	<u>2008-1</u>	<u>2008-2</u>	<u>2008-3</u>	<u>2010-1</u>	<u>2010-2</u>	<u>2010-3</u>
Yes	1	0	3	0	1	0	0	0	0	0
No	2	0	2	0	1	0	0	0	0	0
Don't know	8	0	0	0	0	0	0	0	0	0
No answer	9	0	0	0	0	0	0	0	0	0
Not applicable (Punches 1, 2 in NUMCLERG)	0	2000	1995	2000	2021	2023	2023	2044	2044	2044

478. A. Did you ever tell anyone in a position of authority in your congregation, denomination, or religious group about this experience?

[VAR: TOLDREL1]

<u>RESPONSE</u>	<u>PUNCH</u>	<u>YEAR</u>								
		<u>2006-1</u>	<u>2006-2</u>	<u>2006-3</u>	<u>2008-1</u>	<u>2008-2</u>	<u>2008-3</u>	<u>2010-1</u>	<u>2010-2</u>	<u>2010-3</u>
Yes	1	0	7	0	2	0	0	0	0	0
No	2	0	9	0	13	0	0	0	0	0
Don't know	8	0	0	0	0	0	0	0	0	0
No answer	9	0	0	0	0	0	0	0	0	0
Not applicable (Punches 2-9 in OWNCLERG)	0	2000	1984	2000	2008	2023	2023	2044	2044	2044

B. Did you ever tell anyone in a position of authority in your congregation, denomination, or religious group about this experience?

[VAR: TOLDREL2]

<u>RESPONSE</u>	<u>PUNCH</u>	<u>YEAR</u>								
		<u>2006-1</u>	<u>2006-2</u>	<u>2006-3</u>	<u>2008-1</u>	<u>2008-2</u>	<u>2008-3</u>	<u>2010-1</u>	<u>2010-2</u>	<u>2010-3</u>
Yes	1	0	2	0	0	0	0	0	0	0
No	2	0	1	0	4	0	0	0	0	0
Don't know	8	0	0	0	0	0	0	0	0	0
No answer	9	0	0	0	0	0	0	0	0	0
Not applicable (Punch 1 in NUMCLERG)	0	2000	1997	2000	2019	2023	2023	2044	2044	2044

C. Did you ever tell anyone in a position of authority in your congregation, denomination, or religious group about this experience?

[VAR: TOLDREL3]

<u>RESPONSE</u>	<u>PUNCH</u>	<u>YEAR</u>								
		<u>2006-1</u>	<u>2006-2</u>	<u>2006-3</u>	<u>2008-1</u>	<u>2008-2</u>	<u>2008-3</u>	<u>2010-1</u>	<u>2010-2</u>	<u>2010-3</u>
Yes	1	0	1	0	0	0	0	0	0	0
No	2	0	2	0	1	0	0	0	0	0
Don't know	8	0	0	0	0	0	0	0	0	0
No answer	9	0	0	0	0	0	0	0	0	0
Not applicable (Punches 1, 2 in NUMCLERG)	0	2000	1997	2000	2022	2023	2023	2044	2044	2044

479. Do you know of other people who, as adults, were the object of sexual advances or propositions from a minister, priest, rabbi, or other clergyperson or religious leader in a place you were attending religious services?

[VAR: KNWCLSEX]

<u>RESPONSE</u>	<u>PUNCH</u>	<u>YEAR</u>								
		<u>2006-1</u>	<u>2006-2</u>	<u>2006-3</u>	<u>2008-1</u>	<u>2008-2</u>	<u>2008-3</u>	<u>2010-1</u>	<u>2010-2</u>	<u>2010-3</u>
Yes	1	0	119	0	162	0	0	0	0	0
No	2	0	1271	0	1600	0	0	0	0	0
Don't know	8	0	8	0	3	0	0	0	0	0
No answer	9	0	20	0	25	0	0	0	0	0
Not applicable (Did not do SAQ)	0	2000	582	2000	233	2023	2023	2044	2044	2044

480. Were any of these adults close friends or family members of yours at the time they experienced this sexual advance?

[VAR: CLSCLSEX]

<u>RESPONSE</u>	<u>PUNCH</u>	<u>YEAR</u>								
		<u>2006-1</u>	<u>2006-2</u>	<u>2006-3</u>	<u>2008-1</u>	<u>2008-2</u>	<u>2008-3</u>	<u>2010-1</u>	<u>2010-2</u>	<u>2010-3</u>
Yes	1	0	61	0	74	0	0	0	0	0
No	2	0	57	0	88	0	0	0	0	0
Don't know	8	0	1	0	0	0	0	0	0	0
No answer	9	0	0	0	0	0	0	0	0	0
Not applicable (Punches 209 in KNWCLSEX)	0	2000	1881	2000	1861	2023	2023	2044	2044	2044

**Topical Module: ISSP Health & Healthcare
(HAPUNHAP-HLTHENGY)**

481. If you were to consider your life in general these days, how happy or unhappy would you say you are, on the whole...

[VAR: HAPUNHAP]

<u>RESPONSE</u>	<u>PUNCH</u>	<u>YEAR</u>								
		<u>2006-1</u>	<u>2006-2</u>	<u>2006-3</u>	<u>2008-1</u>	<u>2008-2</u>	<u>2008-3</u>	<u>2010-1</u>	<u>2010-2</u>	<u>2010-3</u>
Very happy	1	0	597	0	587	0	0	0	0	0
Fairly happy	2	0	840	0	677	0	0	0	0	0
Not very happy	3	0	77	0	83	0	0	0	0	0
Not at all happy	4	0	19	0	18	0	0	0	0	0
Can't choose	8	0	1	0	0	0	0	0	0	0
No answer	9	0	2	0	0	0	0	0	0	0
Not applicable	0	2000	464	2000	658	2023	2023	2044	2044	2044

482. If you were to consider your life in general these days, how happy or unhappy would you say you are, on the whole?

[VAR: HAPORNOT]

<u>RESPONSE</u>	<u>PUNCH</u>	<u>YEAR</u>								
		<u>2006-1</u>	<u>2006-2</u>	<u>2006-3</u>	<u>2008-1</u>	<u>2008-2</u>	<u>2008-3</u>	<u>2010-1</u>	<u>2010-2</u>	<u>2010-3</u>
Completely happy	1	0	0	0	0	0	0	0	173	0
Very happy	2	0	0	0	0	0	0	0	612	0
Fairly happy	3	0	0	0	0	0	0	0	597	0
Neither happy nor unhappy	4	0	0	0	0	0	0	0	88	0
Fairly unhappy	5	0	0	0	0	0	0	0	50	0
Very unhappy	6	0	0	0	0	0	0	0	20	0
Completely unhappy	7	0	0	0	0	0	0	0	4	0
Don't know	8	0	0	0	0	0	0	0	6	0
No answer	9	0	0	0	0	0	0	0	1	0
Not applicable	0	2000	2000	2000	2023	2023	2023	2044	493	2044

483. In general, how much confidence do you have in...

A. Schools and the educational system

[VAR: CONSCHLS]

<u>RESPONSE</u>	<u>PUNCH</u>	<u>YEAR</u>								
		<u>2006-1</u>	<u>2006-2</u>	<u>2006-3</u>	<u>2008-1</u>	<u>2008-2</u>	<u>2008-3</u>	<u>2010-1</u>	<u>2010-2</u>	<u>2010-3</u>
Complete confidence	1	0	0	0	85	0	0	0	74	0
A great deal of confidence	2	0	0	0	343	0	0	0	299	0
Some confidence	3	0	0	0	672	0	0	0	851	0
Very little confidence	4	0	0	0	208	0	0	0	262	0
No confidence at all	5	0	0	0	46	0	0	0	52	0
Can't choose	8	0	0	0	10	0	0	0	12	0
No answer	9	0	0	0	1	0	0	0	1	0
Not applicable	BK	2000	2000	2000	658	2023	2023	2044	493	2044

REMARKS: See GSS Methodological Report No. 80.

B. The health care system in the United States?

[VAR: CONHLTH]

<u>RESPONSE</u>	<u>PUNCH</u>	<u>YEAR</u>								
		<u>2006-1</u>	<u>2006-2</u>	<u>2006-3</u>	<u>2008-1</u>	<u>2008-2</u>	<u>2008-3</u>	<u>2010-1</u>	<u>2010-2</u>	<u>2010-3</u>
Complete confidence	1	0	0	0	0	0	0	0	57	0
A great deal of confidence	2	0	0	0	0	0	0	0	233	0
Some confidence	3	0	0	0	0	0	0	0	708	0
Very little confidence	4	0	0	0	0	0	0	0	425	0
No confidence at all	5	0	0	0	0	0	0	0	111	0
Don't know	8	0	0	0	0	0	0	0	16	0
No answer	9	0	0	0	0	0	0	0	1	0
Not applicable	0	2000	2000	2000	2023	2023	2023	2044	493	2044

REMARKS: See also 682 - CONCONG, CONBIZ, CONCHURH, CONCOURT

484. In general, would you say that the health care system in the United States...

[VAR: HLTHCHNG]

<u>RESPONSE</u>	<u>PUNCH</u>	<u>YEAR</u>								
		<u>2006-1</u>	<u>2006-2</u>	<u>2006-3</u>	<u>2008-1</u>	<u>2008-2</u>	<u>2008-3</u>	<u>2010-1</u>	<u>2010-2</u>	<u>2010-3</u>
Needs no changes	1	0	0	0	0	0	0	0	31	0
Needs a few changes	2	0	0	0	0	0	0	0	495	0
Needs many changes	3	0	0	0	0	0	0	0	755	0
Needs to be completely changed	4	0	0	0	0	0	0	0	227	0
Don't know	8	0	0	0	0	0	0	0	42	0
No answer	9	0	0	0	0	0	0	0	1	0
Not applicable	0	2000	2000	2000	2023	2023	2023	2044	493	2044

485. Is it fair or unfair that people with higher incomes can afford better education for their children than people with lower incomes?
Would you say it is ...

[VAR: EDUCBTR]

<u>RESPONSE</u>	<u>PUNCH</u>	<u>YEAR</u>								
		<u>2006-1</u>	<u>2006-2</u>	<u>2006-3</u>	<u>2008-1</u>	<u>2008-2</u>	<u>2008-3</u>	<u>2010-1</u>	<u>2010-2</u>	<u>2010-3</u>
Very fair	1	0	0	0	0	0	0	0	186	0
Somewhat fair	2	0	0	0	0	0	0	0	313	0
Neither fair nor unfair	3	0	0	0	0	0	0	0	345	0
Somewhat unfair	4	0	0	0	0	0	0	0	335	0
Very unfair	5	0	0	0	0	0	0	0	322	0
Don't know	8	0	0	0	0	0	0	0	48	0
No answer	9	0	0	0	0	0	0	0	2	0
Not applicable	0	2000	2000	2000	2023	2023	2023	2044	493	2044

486. Is it fair or unfair that people with higher incomes can afford better health care than people with lower incomes? Would you say it is...

[VAR: HLTHBTR]

<u>RESPONSE</u>	<u>PUNCH</u>	<u>YEAR</u>								
		<u>2006-1</u>	<u>2006-2</u>	<u>2006-3</u>	<u>2008-1</u>	<u>2008-2</u>	<u>2008-3</u>	<u>2010-1</u>	<u>2010-2</u>	<u>2010-3</u>
Very fair	1	0	0	0	0	0	0	0	156	0
Somewhat fair	2	0	0	0	0	0	0	0	243	0
Neither fair nor unfair	3	0	0	0	0	0	0	0	266	0
Somewhat unfair	4	0	0	0	0	0	0	0	364	0
Very unfair	5	0	0	0	0	0	0	0	490	0
Don't know	8	0	0	0	0	0	0	0	31	0
No answer	9	0	0	0	0	0	0	0	1	0
Not applicable	0	2000	2000	2000	2023	2023	2023	2044	493	2044

487. How much do you agree or disagree with the following statements? Do you strongly agree, agree, neither agree nor disagree, disagree, or strongly disagree that...

A. In the next few years the health care system in the United States will improve.

[VAR: HLTHIMP]

<u>RESPONSE</u>	<u>PUNCH</u>	<u>YEAR</u>								
		<u>2006-1</u>	<u>2006-2</u>	<u>2006-3</u>	<u>2008-1</u>	<u>2008-2</u>	<u>2008-3</u>	<u>2010-1</u>	<u>2010-2</u>	<u>2010-3</u>
Strongly agree	1	0	0	0	0	0	0	0	61	0
Agree	2	0	0	0	0	0	0	0	391	0
Neither agree nor disagree	3	0	0	0	0	0	0	0	392	0
Disagree	4	0	0	0	0	0	0	0	431	0
Strongly disagree	5	0	0	0	0	0	0	0	174	0
Don't know	8	0	0	0	0	0	0	0	100	0
No answer	9	0	0	0	0	0	0	0	2	0
Not applicable	0	2000	2000	2000	2023	2023	2023	2044	493	2044

B. People use health care services more than necessary.

[VAR: HLTHMORE]

<u>RESPONSE</u>	<u>PUNCH</u>	<u>YEAR</u>								
		<u>2006-1</u>	<u>2006-2</u>	<u>2006-3</u>	<u>2008-1</u>	<u>2008-2</u>	<u>2008-3</u>	<u>2010-1</u>	<u>2010-2</u>	<u>2010-3</u>
Strongly agree	1	0	0	0	0	0	0	0	214	0
Agree	2	0	0	0	0	0	0	0	660	0
Neither agree nor disagree	3	0	0	0	0	0	0	0	288	0
Disagree	4	0	0	0	0	0	0	0	307	0
Strongly disagree	5	0	0	0	0	0	0	0	38	0
Don't know	8	0	0	0	0	0	0	0	41	0
No answer	9	0	0	0	0	0	0	0	3	0
Not applicable	0	2000	2000	2000	2023	2023	2023	2044	493	2044

C. The government should provide only limited health care services.

[VAR: HLTHGOV]

<u>RESPONSE</u>	<u>PUNCH</u>	<u>YEAR</u>								
		<u>2006-1</u>	<u>2006-2</u>	<u>2006-3</u>	<u>2008-1</u>	<u>2008-2</u>	<u>2008-3</u>	<u>2010-1</u>	<u>2010-2</u>	<u>2010-3</u>
Strongly agree	1	0	0	0	0	0	0	0	93	0
Agree	2	0	0	0	0	0	0	0	365	0
Neither agree nor disagree	3	0	0	0	0	0	0	0	222	0
Disagree	4	0	0	0	0	0	0	0	589	0
Strongly disagree	5	0	0	0	0	0	0	0	231	0
Don't know	8	0	0	0	0	0	0	0	49	0
No answer	9	0	0	0	0	0	0	0	2	0
Not applicable	0	2000	2000	2000	2023	2023	2023	2044	493	2044

D. In general, the health care system in the United States is inefficient.

[VAR: HLTHINF]

<u>RESPONSE</u>	<u>PUNCH</u>	<u>YEAR</u>								
		<u>2006-1</u>	<u>2006-2</u>	<u>2006-3</u>	<u>2008-1</u>	<u>2008-2</u>	<u>2008-3</u>	<u>2010-1</u>	<u>2010-2</u>	<u>2010-3</u>
Strongly agree	1	0	0	0	0	0	0	0	257	0
Agree	2	0	0	0	0	0	0	0	673	0
Neither agree nor disagree	3	0	0	0	0	0	0	0	251	0
Disagree	4	0	0	0	0	0	0	0	263	0
Strongly disagree	5	0	0	0	0	0	0	0	54	0
Don't know	8	0	0	0	0	0	0	0	52	0
No answer	9	0	0	0	0	0	0	0	1	0
Not applicable	0	2000	2000	2000	2023	2023	2023	2044	493	2044

488. How willing would you be to pay higher taxes to improve the level of health care for all people in the United States? Would you be ...

[VAR: HLHTAX]

<u>RESPONSE</u>	<u>PUNCH</u>	<u>YEAR</u>								
		<u>2006-1</u>	<u>2006-2</u>	<u>2006-3</u>	<u>2008-1</u>	<u>2008-2</u>	<u>2008-3</u>	<u>2010-1</u>	<u>2010-2</u>	<u>2010-3</u>
Very willing	1	0	0	0	0	0	0	0	178	0
Fairly willing	2	0	0	0	0	0	0	0	508	0
Neither willing nor unwilling	3	0	0	0	0	0	0	0	250	0
Fairly unwilling	4	0	0	0	0	0	0	0	253	0
Very unwilling	5	0	0	0	0	0	0	0	293	0
Don't know	8	0	0	0	0	0	0	0	67	0
No answer	9	0	0	0	0	0	0	0	2	0
Not applicable	0	2000	2000	2000	2023	2023	2023	2044	493	2044

489. Are you in favor of or against public funding of...

A. Preventive medical checkups?

[VAR: FNDMEDCH]

<u>RESPONSE</u>	<u>PUNCH</u>	<u>YEAR</u>								
		<u>2006-1</u>	<u>2006-2</u>	<u>2006-3</u>	<u>2008-1</u>	<u>2008-2</u>	<u>2008-3</u>	<u>2010-1</u>	<u>2010-2</u>	<u>2010-3</u>
Strongly in favor of	1	0	0	0	0	0	0	0	320	0
In favor of	2	0	0	0	0	0	0	0	766	0
Neither in favor of nor against	3	0	0	0	0	0	0	0	218	0
Against	4	0	0	0	0	0	0	0	132	0
Strongly against	5	0	0	0	0	0	0	0	68	0
Don't know	8	0	0	0	0	0	0	0	46	0
No answer	9	0	0	0	0	0	0	0	1	0
Not applicable	0	2000	2000	2000	2023	2023	2023	2044	493	2044

B. Treatment of HIV/AIDS?

[VAR: FNDAIDS]

<u>RESPONSE</u>	<u>PUNCH</u>	<u>YEAR</u>								
		<u>2006-1</u>	<u>2006-2</u>	<u>2006-3</u>	<u>2008-1</u>	<u>2008-2</u>	<u>2008-3</u>	<u>2010-1</u>	<u>2010-2</u>	<u>2010-3</u>
Strongly in favor of	1	0	0	0	0	0	0	0	322	0
In favor of	2	0	0	0	0	0	0	0	727	0
Neither in favor of nor against	3	0	0	0	0	0	0	0	256	0
Against	4	0	0	0	0	0	0	0	155	0
Strongly against	5	0	0	0	0	0	0	0	57	0
Don't know	8	0	0	0	0	0	0	0	33	0
No answer	9	0	0	0	0	0	0	0	1	0
Not applicable	0	2000	2000	2000	2023	2023	2023	2044	493	2044

C. Programs to prevent obesity?

[VAR: FNDOBSTY]

<u>RESPONSE</u>	<u>PUNCH</u>	<u>YEAR</u>								
		<u>2006-1</u>	<u>2006-2</u>	<u>2006-3</u>	<u>2008-1</u>	<u>2008-2</u>	<u>2008-3</u>	<u>2010-1</u>	<u>2010-2</u>	<u>2010-3</u>
Strongly in favor of	1	0	0	0	0	0	0	0	294	0
In favor of	2	0	0	0	0	0	0	0	640	0
Neither in favor of nor against	3	0	0	0	0	0	0	0	279	0
Against	4	0	0	0	0	0	0	0	240	0
Strongly against	5	0	0	0	0	0	0	0	75	0
Don't know	8	0	0	0	0	0	0	0	22	0
No answer	9	0	0	0	0	0	0	0	1	0
Not applicable	0	2000	2000	2000	2023	2023	2023	2044	493	2044

D. Organ transplants?

[VAR: FNDORGN]

<u>RESPONSE</u>	<u>PUNCH</u>	<u>YEAR</u>								
		<u>2006-1</u>	<u>2006-2</u>	<u>2006-3</u>	<u>2008-1</u>	<u>2008-2</u>	<u>2008-3</u>	<u>2010-1</u>	<u>2010-2</u>	<u>2010-3</u>
Strongly in favor of	1	0	0	0	0	0	0	0	333	0
In favor of	2	0	0	0	0	0	0	0	754	0
Neither in favor of nor against	3	0	0	0	0	0	0	0	253	0
Against	4	0	0	0	0	0	0	0	138	0
Strongly against	5	0	0	0	0	0	0	0	45	0
Don't know	8	0	0	0	0	0	0	0	27	0
No answer	9	0	0	0	0	0	0	0	1	0
Not applicable	0	2000	2000	2000	2023	2023	2023	2044	493	2044

490. How much do you agree or disagree with the following statements? Do you strongly agree, agree, neither agree nor disagree, disagree, or strongly disagree that... People should have access to publicly funded health care even if they...

A. Do not hold citizenship of the United States.

[VAR: HLTHCTZN]

<u>RESPONSE</u>	<u>PUNCH</u>	<u>YEAR</u>								
		<u>2006-1</u>	<u>2006-2</u>	<u>2006-3</u>	<u>2008-1</u>	<u>2008-2</u>	<u>2008-3</u>	<u>2010-1</u>	<u>2010-2</u>	<u>2010-3</u>
Strongly agree	1	0	0	0	0	0	0	0	104	0
Agree	2	0	0	0	0	0	0	0	303	0
Neither agree nor disagree	3	0	0	0	0	0	0	0	185	0
Disagree	4	0	0	0	0	0	0	0	438	0
Strongly disagree	5	0	0	0	0	0	0	0	475	0
Don't know	8	0	0	0	0	0	0	0	45	0
No answer	9	0	0	0	0	0	0	0	1	0
Not applicable	0	2000	2000	2000	2023	2023	2023	2044	493	2044

B. Behave in ways that damage their health.

[VAR: HLTHDMG]

<u>RESPONSE</u>	<u>PUNCH</u>	<u>YEAR</u>								
		<u>2006-1</u>	<u>2006-2</u>	<u>2006-3</u>	<u>2008-1</u>	<u>2008-2</u>	<u>2008-3</u>	<u>2010-1</u>	<u>2010-2</u>	<u>2010-3</u>
Strongly agree	1	0	0	0	0	0	0	0	62	0
Agree	2	0	0	0	0	0	0	0	382	0
Neither agree nor disagree	3	0	0	0	0	0	0	0	323	0
Disagree	4	0	0	0	0	0	0	0	495	0
Strongly disagree	5	0	0	0	0	0	0	0	242	0
Don't know	8	0	0	0	0	0	0	0	44	0
No answer	9	0	0	0	0	0	0	0	3	0
Not applicable	0	2000	2000	2000	2023	2023	2023	2044	493	2044

491. In your opinion, how many people are there in the United States who do not have access to the health care they need?

[VAR: HLTHNEED]

<u>RESPONSE</u>	<u>PUNCH</u>	<u>YEAR</u>								
		<u>2006-1</u>	<u>2006-2</u>	<u>2006-3</u>	<u>2008-1</u>	<u>2008-2</u>	<u>2008-3</u>	<u>2010-1</u>	<u>2010-2</u>	<u>2010-3</u>
None	1	0	0	0	0	0	0	0	28	0
Very few	2	0	0	0	0	0	0	0	112	0
Some	3	0	0	0	0	0	0	0	306	0
Many	4	0	0	0	0	0	0	0	1024	0
Don't know	8	0	0	0	0	0	0	0	80	0
No answer	9	0	0	0	0	0	0	0	1	0
Not applicable	0	2000	2000	2000	2023	2023	2023	2044	493	2044

492. Severe health problems may have many causes. How much do you agree or disagree with the following statements? Do you strongly agree, agree, neither agree nor disagree, disagree, or strongly disagree that people suffer from severe health problems...

A. Because they behaved in ways that damaged their health.

[VAR: HLTHBEH]

<u>RESPONSE</u>	<u>PUNCH</u>	<u>YEAR</u>								
		<u>2006-1</u>	<u>2006-2</u>	<u>2006-3</u>	<u>2008-1</u>	<u>2008-2</u>	<u>2008-3</u>	<u>2010-1</u>	<u>2010-2</u>	<u>2010-3</u>
Strongly agree	1	0	0	0	0	0	0	0	180	0
Agree	2	0	0	0	0	0	0	0	732	0
Neither agree nor disagree	3	0	0	0	0	0	0	0	344	0
Disagree	4	0	0	0	0	0	0	0	216	0
Strongly disagree	5	0	0	0	0	0	0	0	46	0
Don't know	8	0	0	0	0	0	0	0	32	0
No answer	9	0	0	0	0	0	0	0	1	0
Not applicable	0	2000	2000	2000	2023	2023	2023	2044	493	2044

B. Because of the environment they are exposed to at work or where they live.

[VAR: HLTHENV]

<u>RESPONSE</u>	<u>PUNCH</u>	<u>YEAR</u>								
		<u>2006-1</u>	<u>2006-2</u>	<u>2006-3</u>	<u>2008-1</u>	<u>2008-2</u>	<u>2008-3</u>	<u>2010-1</u>	<u>2010-2</u>	<u>2010-3</u>
Strongly agree	1	0	0	0	0	0	0	0	113	0
Agree	2	0	0	0	0	0	0	0	854	0
Neither agree nor disagree	3	0	0	0	0	0	0	0	349	0
Disagree	4	0	0	0	0	0	0	0	170	0
Strongly disagree	5	0	0	0	0	0	0	0	24	0
Don't know	8	0	0	0	0	0	0	0	40	0
No answer	9	0	0	0	0	0	0	0	1	0
Not applicable	0	2000	2000	2000	2023	2023	2023	2044	493	2044

C. Because of their genes

[VAR: HLTHGENE]

<u>RESPONSE</u>	<u>PUNCH</u>	<u>YEAR</u>								
		<u>2006-1</u>	<u>2006-2</u>	<u>2006-3</u>	<u>2008-1</u>	<u>2008-2</u>	<u>2008-3</u>	<u>2010-1</u>	<u>2010-2</u>	<u>2010-3</u>
Strongly agree	1	0	0	0	0	0	0	0	150	0
Agree	2	0	0	0	0	0	0	0	972	0
Neither agree nor disagree	3	0	0	0	0	0	0	0	240	0
Disagree	4	0	0	0	0	0	0	0	133	0
Strongly disagree	5	0	0	0	0	0	0	0	15	0
Don't know	8	0	0	0	0	0	0	0	39	0
No answer	9	0	0	0	0	0	0	0	2	0
Not applicable	0	2000	2000	2000	2023	2023	2023	2044	493	2044

D. Because they are poor.

[VAR: HLTHPOOR]

<u>RESPONSE</u>	<u>PUNCH</u>	<u>YEAR</u>								
		<u>2006-1</u>	<u>2006-2</u>	<u>2006-3</u>	<u>2008-1</u>	<u>2008-2</u>	<u>2008-3</u>	<u>2010-1</u>	<u>2010-2</u>	<u>2010-3</u>
Strongly agree	1	0	0	0	0	0	0	0	116	0
Agree	2	0	0	0	0	0	0	0	705	0
Neither agree nor disagree	3	0	0	0	0	0	0	0	276	0
Disagree	4	0	0	0	0	0	0	0	367	0
Strongly disagree	5	0	0	0	0	0	0	0	57	0
Don't know	8	0	0	0	0	0	0	0	28	0
No answer	9	0	0	0	0	0	0	0	2	0
Not applicable	0	2000	2000	2000	2023	2023	2023	2044	493	2044

493. Suppose two equally sick people need the same heart operation. One does not smoke, the other is a heavy smoker. In your opinion who should get the operation first?

[VAR: HRTOP]

<u>RESPONSE</u>	<u>PUNCH</u>	<u>YEAR</u>								
		<u>2006-1</u>	<u>2006-2</u>	<u>2006-3</u>	<u>2008-1</u>	<u>2008-2</u>	<u>2008-3</u>	<u>2010-1</u>	<u>2010-2</u>	<u>2010-3</u>
The non-smoker	1	0	0	0	0	0	0	0	837	0
The heavy smoker	2	0	0	0	0	0	0	0	33	0
Their smoking habits should make no difference	3	0	0	0	0	0	0	0	459	0
Don't know	8	0	0	0	0	0	0	0	216	0
No answer	9	0	0	0	0	0	0	0	6	0
Not applicable	0	2000	2000	2000	2023	2023	2023	2044	493	2044

494. Now, suppose two other equally sick people need the same heart operation. One is aged 30, the other 70. In your opinion who should get the operation first?

[VAR: HRTOP37]

<u>RESPONSE</u>	<u>PUNCH</u>	<u>YEAR</u>								
		<u>2006-1</u>	<u>2006-2</u>	<u>2006-3</u>	<u>2008-1</u>	<u>2008-2</u>	<u>2008-3</u>	<u>2010-1</u>	<u>2010-2</u>	<u>2010-3</u>
The 30 year old	1	0	0	0	0	0	0	0	689	0
The 70 year old	2	0	0	0	0	0	0	0	63	0
Their ages should make no difference	3	0	0	0	0	0	0	0	601	0
Don't know	8	0	0	0	0	0	0	0	195	0
No answer	9	0	0	0	0	0	0	0	3	0
Not applicable	0	2000	2000	2000	2023	2023	2023	2044	493	2044

495. Now, suppose two other equally sick people need the same heart operation. One has young children, the other does not have young children. In your opinion who should get the operation first?

[VAR: HRTOPKID]

<u>RESPONSE</u>	<u>PUNCH</u>	<u>YEAR</u>								
		<u>2006-1</u>	<u>2006-2</u>	<u>2006-3</u>	<u>2008-1</u>	<u>2008-2</u>	<u>2008-3</u>	<u>2010-1</u>	<u>2010-2</u>	<u>2010-3</u>
The one who has young children	1	0	0	0	0	0	0	0	587	0
The one who has no young children	2	0	0	0	0	0	0	0	9	0
Having young children should make no difference	3	0	0	0	0	0	0	0	688	0
Don't know	8	0	0	0	0	0	0	0	264	0
No answer	9	0	0	0	0	0	0	0	3	0
Not applicable	0	2000	2000	2000	2023	2023	2023	2044	493	2044

496. How much do you agree or disagree with the following statements? Do you strongly agree, agree, neither agree nor disagree, disagree, or strongly disagree that...

A. Alternative medicine provides better solutions for health problems than mainstream medicine.

[VAR: ALTMED]

<u>RESPONSE</u>	<u>PUNCH</u>	<u>YEAR</u>								
		<u>2006-1</u>	<u>2006-2</u>	<u>2006-3</u>	<u>2008-1</u>	<u>2008-2</u>	<u>2008-3</u>	<u>2010-1</u>	<u>2010-2</u>	<u>2010-3</u>
Strongly agree	1	0	0	0	0	0	0	0	90	0
Agree	2	0	0	0	0	0	0	0	329	0
Neither agree nor disagree	3	0	0	0	0	0	0	0	555	0
Disagree	4	0	0	0	0	0	0	0	362	0
Strongly disagree	5	0	0	0	0	0	0	0	63	0
Don't know	8	0	0	0	0	0	0	0	149	0
No answer	9	0	0	0	0	0	0	0	3	0
Not applicable	0	2000	2000	2000	2023	2023	2023	2044	493	2044

B. Alternative medicine promises more than it is able to deliver.

[VAR: ALTMEDPR]

<u>RESPONSE</u>	<u>PUNCH</u>	<u>YEAR</u>								
		<u>2006-1</u>	<u>2006-2</u>	<u>2006-3</u>	<u>2008-1</u>	<u>2008-2</u>	<u>2008-3</u>	<u>2010-1</u>	<u>2010-2</u>	<u>2010-3</u>
Strongly agree	1	0	0	0	0	0	0	0	81	0
Agree	2	0	0	0	0	0	0	0	612	0
Neither agree nor disagree	3	0	0	0	0	0	0	0	466	0
Disagree	4	0	0	0	0	0	0	0	198	0
Strongly disagree	5	0	0	0	0	0	0	0	33	0
Don't know	8	0	0	0	0	0	0	0	159	0
No answer	9	0	0	0	0	0	0	0	2	0
Not applicable	0	2000	2000	2000	2023	2023	2023	2044	493	2044

497. How much do you agree or disagree with the following statements about doctors in general in the United States?
Do you strongly agree, agree, neither agree nor disagree, disagree, or strongly disagree that...

A. All things considered, doctors can be trusted.

[VAR: DOCTRST]

<u>RESPONSE</u>	<u>PUNCH</u>	<u>YEAR</u>								
		<u>2006-1</u>	<u>2006-2</u>	<u>2006-3</u>	<u>2008-1</u>	<u>2008-2</u>	<u>2008-3</u>	<u>2010-1</u>	<u>2010-2</u>	<u>2010-3</u>
Strongly agree	1	0	0	0	0	0	0	0	105	0
Agree	2	0	0	0	0	0	0	0	811	0
Neither agree nor disagree	3	0	0	0	0	0	0	0	329	0
Disagree	4	0	0	0	0	0	0	0	232	0
Strongly disagree	5	0	0	0	0	0	0	0	38	0
Don't know	8	0	0	0	0	0	0	0	34	0
No answer	9	0	0	0	0	0	0	0	2	0
Not applicable	0	2000	2000	2000	2023	2023	2023	2044	493	2044

B. Doctors discuss all treatment options with their patients.

[VAR: DOCTLK]

<u>RESPONSE</u>	<u>PUNCH</u>	<u>YEAR</u>								
		<u>2006-1</u>	<u>2006-2</u>	<u>2006-3</u>	<u>2008-1</u>	<u>2008-2</u>	<u>2008-3</u>	<u>2010-1</u>	<u>2010-2</u>	<u>2010-3</u>
Strongly agree	1	0	0	0	0	0	0	0	97	0
Agree	2	0	0	0	0	0	0	0	546	0
Neither agree nor disagree	3	0	0	0	0	0	0	0	293	0
Disagree	4	0	0	0	0	0	0	0	511	0
Strongly disagree	5	0	0	0	0	0	0	0	62	0
Don't know	8	0	0	0	0	0	0	0	40	0
No answer	9	0	0	0	0	0	0	0	2	0
Not applicable	0	2000	2000	2000	2023	2023	2023	2044	493	2044

C. The medical skills of doctors are not as good as they should be.

[VAR: DOCSKLS]

<u>RESPONSE</u>	<u>PUNCH</u>	<u>YEAR</u>								
		<u>2006-1</u>	<u>2006-2</u>	<u>2006-3</u>	<u>2008-1</u>	<u>2008-2</u>	<u>2008-3</u>	<u>2010-1</u>	<u>2010-2</u>	<u>2010-3</u>
Strongly agree	1	0	0	0	0	0	0	0	67	0
Agree	2	0	0	0	0	0	0	0	442	0
Neither agree nor disagree	3	0	0	0	0	0	0	0	408	0
Disagree	4	0	0	0	0	0	0	0	514	0
Strongly disagree	5	0	0	0	0	0	0	0	49	0
Don't know	8	0	0	0	0	0	0	0	70	0
No answer	9	0	0	0	0	0	0	0	1	0
Not applicable	0	2000	2000	2000	2023	2023	2023	2044	493	2044

D. Doctors care more about their earnings than about their patients.

[VAR: DOCEARN]

<u>RESPONSE</u>	<u>PUNCH</u>	<u>YEAR</u>								
		<u>2006-1</u>	<u>2006-2</u>	<u>2006-3</u>	<u>2008-1</u>	<u>2008-2</u>	<u>2008-3</u>	<u>2010-1</u>	<u>2010-2</u>	<u>2010-3</u>
Strongly agree	1	0	0	0	0	0	0	0	107	0
Agree	2	0	0	0	0	0	0	0	320	0
Neither agree nor disagree	3	0	0	0	0	0	0	0	451	0
Disagree	4	0	0	0	0	0	0	0	542	0
Strongly disagree	5	0	0	0	0	0	0	0	84	0
Don't know	8	0	0	0	0	0	0	0	46	0
No answer	9	0	0	0	0	0	0	0	1	0
Not applicable	0	2000	2000	2000	2023	2023	2023	2044	493	2044

E. Doctors would tell their patients if they made a mistake during treatment.

[VAR: DOCMSTK]

<u>RESPONSE</u>	<u>PUNCH</u>	<u>YEAR</u>								
		<u>2006-1</u>	<u>2006-2</u>	<u>2006-3</u>	<u>2008-1</u>	<u>2008-2</u>	<u>2008-3</u>	<u>2010-1</u>	<u>2010-2</u>	<u>2010-3</u>
Strongly agree	1	0	0	0	0	0	0	0	48	0
Agree	2	0	0	0	0	0	0	0	318	0
Neither agree nor disagree	3	0	0	0	0	0	0	0	310	0
Disagree	4	0	0	0	0	0	0	0	622	0
Strongly disagree	5	0	0	0	0	0	0	0	186	0
Don't know	8	0	0	0	0	0	0	0	66	0
No answer	9	0	0	0	0	0	0	0	1	0
Not applicable	0	2000	2000	2000	2023	2023	2023	2044	493	2044

498. During the past 4 weeks how often...

A. Have you had difficulties with work or household activities because of health problems?

[VAR: HLTHPRB]

<u>RESPONSE</u>	<u>PUNCH</u>	<u>YEAR</u>								
		<u>2006-1</u>	<u>2006-2</u>	<u>2006-3</u>	<u>2008-1</u>	<u>2008-2</u>	<u>2008-3</u>	<u>2010-1</u>	<u>2010-2</u>	<u>2010-3</u>
Never	1	0	0	0	0	0	0	0	813	0
Seldom	2	0	0	0	0	0	0	0	275	0
Sometimes	3	0	0	0	0	0	0	0	245	0
Often	4	0	0	0	0	0	0	0	112	0
Very often	5	0	0	0	0	0	0	0	99	0
Don't know	8	0	0	0	0	0	0	0	6	0
No answer	9	0	0	0	0	0	0	0	1	0
Not applicable	0	2000	2000	2000	2023	2023	2023	2044	493	2044

B. Have you had bodily aches or pains?

[VAR: HLTHPAIN]

<u>RESPONSE</u>	<u>PUNCH</u>	<u>YEAR</u>								
		<u>2006-1</u>	<u>2006-2</u>	<u>2006-3</u>	<u>2008-1</u>	<u>2008-2</u>	<u>2008-3</u>	<u>2010-1</u>	<u>2010-2</u>	<u>2010-3</u>
Never	1	0	0	0	0	0	0	0	306	0
Seldom	2	0	0	0	0	0	0	0	289	0
Sometimes	3	0	0	0	0	0	0	0	423	0
Often	4	0	0	0	0	0	0	0	274	0
Very often	5	0	0	0	0	0	0	0	254	0
Don't know	8	0	0	0	0	0	0	0	4	0
No answer	9	0	0	0	0	0	0	0	1	0
Not applicable	0	2000	2000	2000	2023	2023	2023	2044	493	2044

C. Have you felt unhappy and depressed?

[VAR: HLTHDEP]

<u>RESPONSE</u>	<u>PUNCH</u>	<u>YEAR</u>								
		<u>2006-1</u>	<u>2006-2</u>	<u>2006-3</u>	<u>2008-1</u>	<u>2008-2</u>	<u>2008-3</u>	<u>2010-1</u>	<u>2010-2</u>	<u>2010-3</u>
Never	1	0	0	0	0	0	0	0	645	0
Seldom	2	0	0	0	0	0	0	0	409	0
Sometimes	3	0	0	0	0	0	0	0	340	0
Often	4	0	0	0	0	0	0	0	92	0
Very often	5	0	0	0	0	0	0	0	54	0
Don't know	8	0	0	0	0	0	0	0	10	0
No answer	9	0	0	0	0	0	0	0	1	0
Not applicable	0	2000	2000	2000	2023	2023	2023	2044	493	2044

D. Have you lost confidence in yourself?

[VAR: HLTHCONF]

<u>RESPONSE</u>	<u>PUNCH</u>	<u>YEAR</u>								
		<u>2006-1</u>	<u>2006-2</u>	<u>2006-3</u>	<u>2008-1</u>	<u>2008-2</u>	<u>2008-3</u>	<u>2010-1</u>	<u>2010-2</u>	<u>2010-3</u>
Never	1	0	0	0	0	0	0	0	914	0
Seldom	2	0	0	0	0	0	0	0	323	0
Sometimes	3	0	0	0	0	0	0	0	228	0
Often	4	0	0	0	0	0	0	0	47	0
Very often	5	0	0	0	0	0	0	0	29	0
Don't know	8	0	0	0	0	0	0	0	9	0
No answer	9	0	0	0	0	0	0	0	1	0
Not applicable	0	2000	2000	2000	2023	2023	2023	2044	493	2044

E. Have you felt you could not overcome your problems?

[VAR: HLTHNOT]

<u>RESPONSE</u>	<u>PUNCH</u>	<u>YEAR</u>								
		<u>2006-1</u>	<u>2006-2</u>	<u>2006-3</u>	<u>2008-1</u>	<u>2008-2</u>	<u>2008-3</u>	<u>2010-1</u>	<u>2010-2</u>	<u>2010-3</u>
Never	1	0	0	0	0	0	0	0	992	0
Seldom	2	0	0	0	0	0	0	0	294	0
Sometimes	3	0	0	0	0	0	0	0	185	0
Often	4	0	0	0	0	0	0	0	41	0
Very often	5	0	0	0	0	0	0	0	31	0
Don't know	8	0	0	0	0	0	0	0	7	0
No answer	9	0	0	0	0	0	0	0	1	0
Not applicable	0	2000	2000	2000	2023	2023	2023	2044	493	2044

499. During the past 12 months, how often did you visit or were visited by...

A. A doctor?

[VAR: DOCVST]

<u>RESPONSE</u>	<u>PUNCH</u>	<u>YEAR</u>								
		<u>2006-1</u>	<u>2006-2</u>	<u>2006-3</u>	<u>2008-1</u>	<u>2008-2</u>	<u>2008-3</u>	<u>2010-1</u>	<u>2010-2</u>	<u>2010-3</u>
Never	1	0	0	0	0	0	0	0	256	0
Seldom	2	0	0	0	0	0	0	0	488	0
Sometimes	3	0	0	0	0	0	0	0	472	0
Often	4	0	0	0	0	0	0	0	218	0
Very often	5	0	0	0	0	0	0	0	110	0
Don't know	8	0	0	0	0	0	0	0	6	0
No answer	9	0	0	0	0	0	0	0	1	0
Not applicable	0	2000	2000	2000	2023	2023	2023	2044	493	2044

B. An alternative health care practitioner?

[VAR: DOCALT]

<u>RESPONSE</u>	<u>PUNCH</u>	<u>YEAR</u>								
		<u>2006-1</u>	<u>2006-2</u>	<u>2006-3</u>	<u>2008-1</u>	<u>2008-2</u>	<u>2008-3</u>	<u>2010-1</u>	<u>2010-2</u>	<u>2010-3</u>
Never	1	0	0	0	0	0	0	0	1199	0
Seldom	2	0	0	0	0	0	0	0	137	0
Sometimes	3	0	0	0	0	0	0	0	130	0
Often	4	0	0	0	0	0	0	0	55	0
Very often	5	0	0	0	0	0	0	0	12	0
Don't know	8	0	0	0	0	0	0	0	17	0
No answer	9	0	0	0	0	0	0	0	1	0
Not applicable	0	2000	2000	2000	2023	2023	2023	2044	493	2044

500. During the past 12 months, have you been in hospital or a clinic as an inpatient overnight?

FI INSTRUCTION: THIS ALSO INCLUDES GIVING BIRTH.

[VAR: HSPOVRNT]

<u>RESPONSE</u>	<u>PUNCH</u>	<u>YEAR</u>								
		<u>2006-1</u>	<u>2006-2</u>	<u>2006-3</u>	<u>2008-1</u>	<u>2008-2</u>	<u>2008-3</u>	<u>2010-1</u>	<u>2010-2</u>	<u>2010-3</u>
Yes	1	0	0	0	0	0	0	0	237	0
No	2	0	0	0	0	0	0	0	1313	0
Don't know	8	0	0	0	0	0	0	0	0	0
No answer	9	0	0	0	0	0	0	0	1	0
Not applicable	0	2000	2000	2000	2023	2023	2023	2044	493	2044

501. During the past 12 months did it ever happen that you did not get the medical treatment you needed because...

A. You could not pay for it?

[VAR: MEDPAY]

<u>RESPONSE</u>	<u>PUNCH</u>	<u>YEAR</u>								
		<u>2006-1</u>	<u>2006-2</u>	<u>2006-3</u>	<u>2008-1</u>	<u>2008-2</u>	<u>2008-3</u>	<u>2010-1</u>	<u>2010-2</u>	<u>2010-3</u>
Yes	1	0	0	0	0	0	0	0	173	0
No	2	0	0	0	0	0	0	0	1252	0
Did not need medical treatment	3	0	0	0	0	0	0	0	124	0
Don't know	8	0	0	0	0	0	0	0	0	0
No answer	9	0	0	0	0	0	0	0	2	0
Not applicable	0	2000	2000	2000	2023	2023	2023	2044	493	2044

B. You could not take the time off work or had other commitments?

[VAR: MEDCOMMT]

<u>RESPONSE</u>	<u>PUNCH</u>	<u>YEAR</u>								
		<u>2006-1</u>	<u>2006-2</u>	<u>2006-3</u>	<u>2008-1</u>	<u>2008-2</u>	<u>2008-3</u>	<u>2010-1</u>	<u>2010-2</u>	<u>2010-3</u>
Yes	1	0	0	0	0	0	0	0	120	0
No	2	0	0	0	0	0	0	0	1295	0
Did not need medical treatment	3	0	0	0	0	0	0	0	134	0
Don't know	8	0	0	0	0	0	0	0	0	0
No answer	9	0	0	0	0	0	0	0	2	0
Not applicable	0	2000	2000	2000	2023	2023	2023	2044	493	2044

C. The treatment you needed was not available where you live or nearby?

[VAR: MEDUNAV]

<u>RESPONSE</u>	<u>PUNCH</u>	<u>YEAR</u>								
		<u>2006-1</u>	<u>2006-2</u>	<u>2006-3</u>	<u>2008-1</u>	<u>2008-2</u>	<u>2008-3</u>	<u>2010-1</u>	<u>2010-2</u>	<u>2010-3</u>
Yes	1	0	0	0	0	0	0	0	41	0
No	2	0	0	0	0	0	0	0	1350	0
Did not need medical treatment	3	0	0	0	0	0	0	0	158	0
Don't know	8	0	0	0	0	0	0	0	0	0
No answer	9	0	0	0	0	0	0	0	2	0
Not applicable	0	2000	2000	2000	2023	2023	2023	2044	493	2044

D. The waiting list was too long?

[VAR: MEDWTLST]

<u>RESPONSE</u>	<u>PUNCH</u>	<u>YEAR</u>								
		<u>2006-1</u>	<u>2006-2</u>	<u>2006-3</u>	<u>2008-1</u>	<u>2008-2</u>	<u>2008-3</u>	<u>2010-1</u>	<u>2010-2</u>	<u>2010-3</u>
Yes	1	0	0	0	0	0	0	0	36	0
No	2	0	0	0	0	0	0	0	1350	0
Did not need medical treatment	3	0	0	0	0	0	0	0	163	0
Don't know	8	0	0	0	0	0	0	0	1	0
No answer	9	0	0	0	0	0	0	0	1	0
Not applicable	0	2000	2000	2000	2023	2023	2023	2044	493	2044

502. How likely is it that if you become seriously ill, you would get or not get...

A. The best treatment available in the United States.

[VAR: MEDBEST]

<u>RESPONSE</u>	<u>PUNCH</u>	<u>YEAR</u>								
		<u>2006-1</u>	<u>2006-2</u>	<u>2006-3</u>	<u>2008-1</u>	<u>2008-2</u>	<u>2008-3</u>	<u>2010-1</u>	<u>2010-2</u>	<u>2010-3</u>
It's certain I would get	1	0	0	0	0	0	0	0	310	0
It's likely I would get	2	0	0	0	0	0	0	0	610	0
Equal chance of getting or not getting	3	0	0	0	0	0	0	0	335	0
It's likely I would not get	4	0	0	0	0	0	0	0	211	0
It's certain I would not get	5	0	0	0	0	0	0	0	47	0
Can't choose	8	0	0	0	0	0	0	0	37	0
Don't know	98	0	0	0	0	0	0	0	0	0
No answer	99	0	0	0	0	0	0	0	1	0
Not applicable	0	2000	2000	2000	2023	2023	2023	2044	493	2044

B. Treatment from the doctor of your choice.

[VAR: MEDDRCH]

<u>RESPONSE</u>	<u>PUNCH</u>	<u>YEAR</u>								
		<u>2006-1</u>	<u>2006-2</u>	<u>2006-3</u>	<u>2008-1</u>	<u>2008-2</u>	<u>2008-3</u>	<u>2010-1</u>	<u>2010-2</u>	<u>2010-3</u>
It's certain I would get	1	0	0	0	0	0	0	0	333	0
It's likely I would get	2	0	0	0	0	0	0	0	635	0
Equal chance of getting or not getting	3	0	0	0	0	0	0	0	310	0
It's likely I would not get	4	0	0	0	0	0	0	0	174	0
It's certain I would not get	5	0	0	0	0	0	0	0	58	0
Can't choose	8	0	0	0	0	0	0	0	40	0
Don't know	98	0	0	0	0	0	0	0	0	0
No answer	99	0	0	0	0	0	0	0	1	0
Not applicable	0	2000	2000	2000	2023	2023	2023	2044	493	2044

503. In general, how satisfied or dissatisfied are you with the health care system in the United States? Are you...

[VAR: HLTHSAT]

<u>RESPONSE</u>	<u>PUNCH</u>	<u>YEAR</u>								
		<u>2006-1</u>	<u>2006-2</u>	<u>2006-3</u>	<u>2008-1</u>	<u>2008-2</u>	<u>2008-3</u>	<u>2010-1</u>	<u>2010-2</u>	<u>2010-3</u>
Completely satisfied	1	0	0	0	0	0	0	0	53	0
Very satisfied	2	0	0	0	0	0	0	0	215	0
Fairly satisfied	3	0	0	0	0	0	0	0	564	0
Neither satisfied nor unsatisfied	4	0	0	0	0	0	0	0	214	0
Fairly unsatisfied	5	0	0	0	0	0	0	0	255	0
Very Unsatisfied	6	0	0	0	0	0	0	0	171	0
Completely unsatisfied	7	0	0	0	0	0	0	0	59	0
Don't know	8	0	0	0	0	0	0	0	18	0
No answer	9	0	0	0	0	0	0	0	2	0
Not applicable	0	2000	2000	2000	2023	2023	2023	2044	493	2044

504. How satisfied or dissatisfied were you with the treatment you received...

A. When you last visited an alternative health care practitioner?

[VAR: DOCVISIT]

<u>RESPONSE</u>	<u>PUNCH</u>	<u>YEAR</u>								
		<u>2006-1</u>	<u>2006-2</u>	<u>2006-3</u>	<u>2008-1</u>	<u>2008-2</u>	<u>2008-3</u>	<u>2010-1</u>	<u>2010-2</u>	<u>2010-3</u>
Completely satisfied	1	0	0	0	0	0	0	0	319	0
Very satisfied	2	0	0	0	0	0	0	0	591	0
Fairly satisfied	3	0	0	0	0	0	0	0	441	0
Neither satisfied nor unsatisfied	4	0	0	0	0	0	0	0	55	0
Fairly unsatisfied	5	0	0	0	0	0	0	0	57	0
Very Unsatisfied	6	0	0	0	0	0	0	0	46	0
Completely unsatisfied	7	0	0	0	0	0	0	0	24	0
Does not apply	8	0	0	0	0	0	0	0	17	0
Don't know	98	0	0	0	0	0	0	0	0	0
No answer	99	0	0	0	0	0	0	0	1	0
Not applicable	0	2000	2000	2000	2023	2023	2023	2044	493	2044

REMARKS: DOCSAT is already used in the GSS Cross-section. It has no relationship with ALTSAT and HOSPSAT.

B. When you last visited an alternative health care practitioner?

[VAR: ALTSAT]

<u>RESPONSE</u>	<u>PUNCH</u>	<u>YEAR</u>								
		<u>2006-1</u>	<u>2006-2</u>	<u>2006-3</u>	<u>2008-1</u>	<u>2008-2</u>	<u>2008-3</u>	<u>2010-1</u>	<u>2010-2</u>	<u>2010-3</u>
Completely satisfied	1	0	0	0	0	0	0	0	105	0
Very satisfied	2	0	0	0	0	0	0	0	182	0
Fairly satisfied	3	0	0	0	0	0	0	0	147	0
Neither satisfied nor unsatisfied	4	0	0	0	0	0	0	0	49	0
Fairly unsatisfied	5	0	0	0	0	0	0	0	15	0
Very Unsatisfied	6	0	0	0	0	0	0	0	15	0
Completely unsatisfied	7	0	0	0	0	0	0	0	13	0
Does not apply	8	0	0	0	0	0	0	0	1024	0
Don't know	98	0	0	0	0	0	0	0	0	0
No answer	99	0	0	0	0	0	0	0	1	0
Not applicable	0	2000	2000	2000	2023	2023	2023	2044	493	2044

C. When you were last in hospital?

[VAR: HOSPSAT]

<u>RESPONSE</u>	<u>PUNCH</u>	<u>YEAR</u>								
		<u>2006-1</u>	<u>2006-2</u>	<u>2006-3</u>	<u>2008-1</u>	<u>2008-2</u>	<u>2008-3</u>	<u>2010-1</u>	<u>2010-2</u>	<u>2010-3</u>
Completely satisfied	1	0	0	0	0	0	0	0	241	0
Very satisfied	2	0	0	0	0	0	0	0	524	0
Fairly satisfied	3	0	0	0	0	0	0	0	316	0
Neither satisfied nor unsatisfied	4	0	0	0	0	0	0	0	47	0
Fairly unsatisfied	5	0	0	0	0	0	0	0	50	0
Very Unsatisfied	6	0	0	0	0	0	0	0	44	0
Completely unsatisfied	7	0	0	0	0	0	0	0	19	0
Does not apply	8	0	0	0	0	0	0	0	280	0
Don't know	98	0	0	0	0	0	0	0	29	0
No answer	99	0	0	0	0	0	0	0	1	0
Not applicable	0	2000	2000	2000	2023	2023	2023	2044	493	2044

505. Do you smoke cigarettes, and if so about how many cigarettes a day?

[VAR: SMOKEDAY]

<u>RESPONSE</u>	<u>PUNCH</u>	<u>YEAR</u>								
		<u>2006-1</u>	<u>2006-2</u>	<u>2006-3</u>	<u>2008-1</u>	<u>2008-2</u>	<u>2008-3</u>	<u>2010-1</u>	<u>2010-2</u>	<u>2010-3</u>
Do not smoke and never did	1	0	0	0	0	0	0	0	771	0
Do not smoke now but smoked in the past	2	0	0	0	0	0	0	0	411	0
Smoke 1-5 cigarettes per day	3	0	0	0	0	0	0	0	104	0
Smoke 6-10 cigarettes per day	4	0	0	0	0	0	0	0	91	0
Smoke 11-20 cigarettes per day	5	0	0	0	0	0	0	0	125	0
Smoke 21-40 cigarettes per day	6	0	0	0	0	0	0	0	36	0
Smoke more than 40 cigarettes per day	7	0	0	0	0	0	0	0	2	0
Don't know	8	0	0	0	0	0	0	0	8	0
No answer	9	0	0	0	0	0	0	0	3	0
Not applicable	0	2000	2000	2000	2023	2023	2023	2044	493	2044

506. How often do you...

A. Drink 4 or more alcoholic drinks on the same day?

[VAR: DRINK4]

<u>RESPONSE</u>	<u>PUNCH</u>	<u>YEAR</u>								
		<u>2006-1</u>	<u>2006-2</u>	<u>2006-3</u>	<u>2008-1</u>	<u>2008-2</u>	<u>2008-3</u>	<u>2010-1</u>	<u>2010-2</u>	<u>2010-3</u>
Never	1	0	0	0	0	0	0	0	919	0
Once a month or less	2	0	0	0	0	0	0	0	344	0
Several times a month	3	0	0	0	0	0	0	0	167	0
Several times a week	4	0	0	0	0	0	0	0	78	0
Daily	5	0	0	0	0	0	0	0	28	0
Don't know	8	0	0	0	0	0	0	0	13	0
No answer	9	0	0	0	0	0	0	0	2	0
Not applicable	0	2000	2000	2000	2023	2023	2023	2044	493	2044

B. Do physical activity for at least 20 minutes that makes you sweat or breathe more heavily than usual?

[VAR: PHYSACT]

<u>RESPONSE</u>	<u>PUNCH</u>	<u>YEAR</u>								
		<u>2006-1</u>	<u>2006-2</u>	<u>2006-3</u>	<u>2008-1</u>	<u>2008-2</u>	<u>2008-3</u>	<u>2010-1</u>	<u>2010-2</u>	<u>2010-3</u>
Never	1	0	0	0	0	0	0	0	190	0
Once a month or less	2	0	0	0	0	0	0	0	141	0
Several times a month	3	0	0	0	0	0	0	0	261	0
Several times a week	4	0	0	0	0	0	0	0	541	0
Daily	5	0	0	0	0	0	0	0	402	0
Don't know	8	0	0	0	0	0	0	0	15	0
No answer	9	0	0	0	0	0	0	0	1	0
Not applicable	0	2000	2000	2000	2023	2023	2023	2044	493	2044

C. Eat fresh fruit or vegetables?

[VAR: FRTVEGS]

<u>RESPONSE</u>	<u>PUNCH</u>	<u>YEAR</u>								
		<u>2006-1</u>	<u>2006-2</u>	<u>2006-3</u>	<u>2008-1</u>	<u>2008-2</u>	<u>2008-3</u>	<u>2010-1</u>	<u>2010-2</u>	<u>2010-3</u>
Never	1	0	0	0	0	0	0	0	7	0
Once a month or less	2	0	0	0	0	0	0	0	66	0
Several times a month	3	0	0	0	0	0	0	0	179	0
Several times a week	4	0	0	0	0	0	0	0	494	0
Daily	5	0	0	0	0	0	0	0	799	0
Don't know	8	0	0	0	0	0	0	0	5	0
No answer	9	0	0	0	0	0	0	0	1	0
Not applicable	0	2000	2000	2000	2023	2023	2023	2044	493	2044

507. Do you have a long-standing illness, a chronic condition, or a disability?

[VAR: DISBLTY]

<u>RESPONSE</u>	<u>PUNCH</u>	<u>YEAR</u>								
		<u>2006-1</u>	<u>2006-2</u>	<u>2006-3</u>	<u>2008-1</u>	<u>2008-2</u>	<u>2008-3</u>	<u>2010-1</u>	<u>2010-2</u>	<u>2010-3</u>
Yes	1	0	0	0	0	0	0	0	583	0
No	2	0	0	0	0	0	0	0	961	0
Don't know	8	0	0	0	0	0	0	0	5	0
No answer	9	0	0	0	0	0	0	0	2	0
Not applicable	0	2000	2000	2000	2023	2023	2023	2044	493	2044

508. What is your height?

[VAR: RHEIGHT]

<u>RESPONSE</u>	<u>PUNCH</u>	<u>YEAR</u>								
		<u>2006-1</u>	<u>2006-2</u>	<u>2006-3</u>	<u>2008-1</u>	<u>2008-2</u>	<u>2008-3</u>	<u>2010-1</u>	<u>2010-2</u>	<u>2010-3</u>
4'6"-5'1"	54-61	0	0	0	0	0	0	0	128	0
5'2"-5'5"	62-65	0	0	0	0	0	0	0	514	0
5'6"-5'9"	66-69	0	0	0	0	0	0	0	472	0
5'10"--6'0"	70-72	0	0	0	0	0	0	0	292	0
6'1"+	73+	0	0	0	0	0	0	0	137	0
Don't know	98	0	0	0	0	0	0	0	0	0
No answer	99	0	0	0	0	0	0	0	8	0
Not applicable	0	2000	2000	2000	2023	2023	2023	2044	493	2044

509. What is your weight?

[VAR: RWEIGHT]

<u>RESPONSE</u>	<u>PUNCH</u>	<u>YEAR</u>								
		<u>2006-1</u>	<u>2006-2</u>	<u>2006-3</u>	<u>2008-1</u>	<u>2008-2</u>	<u>2008-3</u>	<u>2010-1</u>	<u>2010-2</u>	<u>2010-3</u>
80 to 129 pounds	80-129	0	0	0	0	0	0	0	171	0
130 to 169 pounds	130-169	0	0	0	0	0	0	0	511	0
170 to 209 pounds	170-209	0	0	0	0	0	0	0	475	0
210 to 249 pounds	210-249	0	0	0	0	0	0	0	236	0
250+ pounds	250-546	0	0	0	0	0	0	0	96	0
Don't know	998	0	0	0	0	0	0	0	11	0
No answer	999	0	0	0	0	0	0	0	51	0
Not applicable	0	2000	2000	2000	2023	2023	2023	2044	493	2044

510. What kind of health insurance do you have?

PROBE TO BEST CODE HEALTH INSURANCE IN THE CATEGORIES BELOW.

[VAR: INSTYPE]

<u>RESPONSE</u>	<u>PUNCH</u>	<u>YEAR</u>								
		<u>2006-1</u>	<u>2006-2</u>	<u>2006-3</u>	<u>2008-1</u>	<u>2008-2</u>	<u>2008-3</u>	<u>2010-1</u>	<u>2010-2</u>	<u>2010-3</u>
Have no health insurance	1	0	0	0	0	0	0	0	251	0
National, public health insurance (including coverage by public welfare) (A)	2	0	0	0	0	0	0	0	232	0
Private insurance (B)	3	0	0	0	0	0	0	0	245	0
Employer/union based insurance (C)	4	0	0	0	0	0	0	0	551	0
National, public health insurance and private/complementary insurance (A+B)	5	0	0	0	0	0	0	0	144	0
Public/national and employer/union based insurance (A+C)	6	0	0	0	0	0	0	0	36	0
Employer/union based and private/complementary insurance (B+C)	7	0	0	0	0	0	0	0	35	0
Employer/union based, private/complementary and national/public health insurance (A+B+C)	8	0	0	0	0	0	0	0	21	0
Other	9	0	0	0	0	0	0	0	6	0
Military	10	0	0	0	0	0	0	0	18	0
Don't know	98	0	0	0	0	0	0	0	10	0
No answer	99	0	0	0	0	0	0	0	2	0
Not applicable	0	2000	2000	2000	2023	2023	2023	2044	493	2044

511. Thinking about your health insurance coverage would you say you are very well covered, well covered, or not well covered?

[VAR: INSCVRG]

<u>RESPONSE</u>	<u>PUNCH</u>	<u>YEAR</u>								
		<u>2006-1</u>	<u>2006-2</u>	<u>2006-3</u>	<u>2008-1</u>	<u>2008-2</u>	<u>2008-3</u>	<u>2010-1</u>	<u>2010-2</u>	<u>2010-3</u>
Very well covered	1	0	0	0	0	0	0	0	412	0
Well covered	2	0	0	0	0	0	0	0	724	0
Not well covered	3	0	0	0	0	0	0	0	160	0
Don't know	8	0	0	0	0	0	0	0	3	0
No answer	9	0	0	0	0	0	0	0	252	0
Not applicable	0	2000	2000	2000	2023	2023	2023	2044	493	2044

512. Please tell me on a scale of 1 to 5 how much you agree or disagree with the following statements about your life. 1 means strongly disagree and 5 means strongly agree.

A. In most ways my life is close to ideal.

[VAR: IDEALLFE]

<u>RESPONSE</u>	<u>PUNCH</u>	<u>YEAR</u>								
		<u>2006-1</u>	<u>2006-2</u>	<u>2006-3</u>	<u>2008-1</u>	<u>2008-2</u>	<u>2008-3</u>	<u>2010-1</u>	<u>2010-2</u>	<u>2010-3</u>
Strongly disagree	1	0	0	0	0	0	0	0	45	0
Disagree	2	0	0	0	0	0	0	0	226	0
Neither agree nor disagree	3	0	0	0	0	0	0	0	420	0
Agree	4	0	0	0	0	0	0	0	694	0
Strongly disagree	5	0	0	0	0	0	0	0	162	0
Don't know	8	0	0	0	0	0	0	0	3	0
No answer	9	0	0	0	0	0	0	0	1	0
Not applicable	0	2000	2000	2000	2023	2023	2023	2044	493	2044

B. The conditions of my life are excellent.

[VAR: CONEXCEL]

<u>RESPONSE</u>	<u>PUNCH</u>	<u>YEAR</u>								
		<u>2006-1</u>	<u>2006-2</u>	<u>2006-3</u>	<u>2008-1</u>	<u>2008-2</u>	<u>2008-3</u>	<u>2010-1</u>	<u>2010-2</u>	<u>2010-3</u>
Strongly disagree	1	0	0	0	0	0	0	0	45	0
Disagree	2	0	0	0	0	0	0	0	289	0
Neither agree nor disagree	3	0	0	0	0	0	0	0	424	0
Agree	4	0	0	0	0	0	0	0	648	0
Strongly disagree	5	0	0	0	0	0	0	0	143	0
Don't know	8	0	0	0	0	0	0	0	1	0
No answer	9	0	0	0	0	0	0	0	1	0
Not applicable	0	2000	2000	2000	2023	2023	2023	2044	493	2044

C. I am satisfied with my life.

[VAR: SATLIFE]

<u>RESPONSE</u>	<u>PUNCH</u>	<u>YEAR</u>								
		<u>2006-1</u>	<u>2006-2</u>	<u>2006-3</u>	<u>2008-1</u>	<u>2008-2</u>	<u>2008-3</u>	<u>2010-1</u>	<u>2010-2</u>	<u>2010-3</u>
Strongly disagree	1	0	0	0	0	0	0	0	43	0
Disagree	2	0	0	0	0	0	0	0	151	0
Neither agree nor disagree	3	0	0	0	0	0	0	0	265	0
Agree	4	0	0	0	0	0	0	0	862	0
Strongly disagree	5	0	0	0	0	0	0	0	227	0
Don't know	8	0	0	0	0	0	0	0	2	0
No answer	9	0	0	0	0	0	0	0	1	0
Not applicable	0	2000	2000	2000	2023	2023	2023	2044	493	2044

D. So far I have gotten the important things I want in life

[VAR: GOTTHNGS]

<u>RESPONSE</u>	<u>PUNCH</u>	<u>YEAR</u>								
		<u>2006-1</u>	<u>2006-2</u>	<u>2006-3</u>	<u>2008-1</u>	<u>2008-2</u>	<u>2008-3</u>	<u>2010-1</u>	<u>2010-2</u>	<u>2010-3</u>
Strongly disagree	1	0	0	0	0	0	0	0	38	0
Disagree	2	0	0	0	0	0	0	0	188	0
Neither agree nor disagree	3	0	0	0	0	0	0	0	250	0
Agree	4	0	0	0	0	0	0	0	844	0
Strongly agree	5	0	0	0	0	0	0	0	229	0
Don't know	8	0	0	0	0	0	0	0	0	0
No answer	9	0	0	0	0	0	0	0	2	0
Not applicable	0	2000	2000	2000	2023	2023	2023	2044	493	2044

513. During the past 30 days, for about how many days have you felt very health and full of energy?

[VAR: HLTHENGY]

<u>RESPONSE</u>	<u>PUNCH</u>	<u>YEAR</u>								
		<u>2006-1</u>	<u>2006-2</u>	<u>2006-3</u>	<u>2008-1</u>	<u>2008-2</u>	<u>2008-3</u>	<u>2010-1</u>	<u>2010-2</u>	<u>2010-3</u>
0	0	0	0	0	0	0	0	0	167	0
1	1	0	0	0	0	0	0	0	10	0
2	2	0	0	0	0	0	0	0	21	0
3	3	0	0	0	0	0	0	0	18	0
4	4	0	0	0	0	0	0	0	24	0
5-9	5-9	0	0	0	0	0	0	0	84	0
10-19	10-19	0	0	0	0	0	0	0	208	0
20 or more days	20+	0	0	0	0	0	0	0	1010	0
Don't know	98	0	0	0	0	0	0	0	8	0
No answer	99	0	0	0	0	0	0	0	1	0
Not applicable (Punches 4-8 on WRKSTAT)	-1	2000	2000	2000	2023	2023	2023	2044	493	2044

REMARKS: The numbers above are collapsed for convenience of display. See also MNTLHLTH.

**Topercial Module: Arts and Culture
(PRFMNCE-REFTWHY)**

FI INSTRUCTION: PAY SPECIAL ATTENTION TO THE HANDCARD NUMBER INDICATED FOR THE QUESTIONS ASKED. DEPENDING ON THE RESPONDENT'S ANSWERS, YOU WILL NEED TO REFER HIM/HER TO HANDCARD P1, P2, OR P3.

513. With the exception of elementary or high school performances, did you go to a live music, theater, or dance performance, during the last 12 months?

HAND CARD P1-P3

[VAR: PRFMNCE]

<u>RESPONSE</u>	<u>PUNCH</u>	<u>YEAR</u>								
		<u>2006-1</u>	<u>2006-2</u>	<u>2006-3</u>	<u>2008-1</u>	<u>2008-2</u>	<u>2008-3</u>	<u>2010-1</u>	<u>2010-2</u>	<u>2010-3</u>
Yes	1	0	0	0	0	0	573	0	702	0
No	2	0	0	0	0	0	719	0	845	0
Don't know	8	0	0	0	0	0	0	0	1	0
No answer	9	0	0	0	0	0	3	0	0	0
Not applicable	0	2000	2000	2000	2023	2023	728	2044	496	2044

- A. During the last 12 months, did you go to an art exhibit, such as paintings, sculpture, textiles, graphic design, or photography

[VAR: ARTEXBT]

<u>RESPONSE</u>	<u>PUNCH</u>	<u>YEAR</u>								
		<u>2006-1</u>	<u>2006-2</u>	<u>2006-3</u>	<u>2008-1</u>	<u>2008-2</u>	<u>2008-3</u>	<u>2010-1</u>	<u>2010-2</u>	<u>2010-3</u>
Yes	1	0	0	0	0	0	409	0	540	0
No	2	0	0	0	0	0	883	0	1007	0
Don't know	8	0	0	0	0	0	0	0	1	0
No answer	9	0	0	0	0	0	3	0	3	0
Not applicable	0	2000	2000	2000	2023	2023	728	2044	493	2044

514. You said that in the last 12 months you attended a performance. I'd like to ask you a few questions about the last time you did this type of activity. Was this a music, dance, or theater performance?

A. Music

[VAR: PRFMMUS]

<u>RESPONSE</u>	<u>PUNCH</u>	<u>YEAR</u>								
		<u>2006-1</u>	<u>2006-2</u>	<u>2006-3</u>	<u>2008-1</u>	<u>2008-2</u>	<u>2008-3</u>	<u>2010-1</u>	<u>2010-2</u>	<u>2010-3</u>
Yes	1	0	0	0	0	0	308	0	344	0
No	2	0	0	0	0	0	107	0	143	0
Don't know	8	0	0	0	0	0	0	0	0	0
No answer	9	0	0	0	0	0	4	0	5	0
Not applicable (Punches 2-9 in PRFMNCE)	0	2000	2000	2000	2023	2023	1604	2044	1552	2044

B. Dance

[VAR: PRFMDAN]

<u>RESPONSE</u>	<u>PUNCH</u>	<u>YEAR</u>								
		<u>2006-1</u>	<u>2006-2</u>	<u>2006-3</u>	<u>2008-1</u>	<u>2008-2</u>	<u>2008-3</u>	<u>2010-1</u>	<u>2010-2</u>	<u>2010-3</u>
Yes	1	0	0	0	0	0	106	0	147	0
No	2	0	0	0	0	0	309	0	341	0
Don't know	8	0	0	0	0	0	0	0	1	0
No answer	9	0	0	0	0	0	876	0	3	0
Not applicable (Punches 2-9 in PRFMNCE)	0	2000	2000	2000	2023	2023	732	2044	1552	2044

C. Theater

[VAR: PRFMTHE]

<u>RESPONSE</u>	<u>PUNCH</u>	<u>YEAR</u>								
		<u>2006-1</u>	<u>2006-2</u>	<u>2006-3</u>	<u>2008-1</u>	<u>2008-2</u>	<u>2008-3</u>	<u>2010-1</u>	<u>2010-2</u>	<u>2010-3</u>
Yes	1	0	0	0	0	0	147	0	222	0
No	2	0	0	0	0	0	269	0	267	0
Don't know	8	0	0	0	0	0	0	0	1	0
No answer	9	0	0	0	0	0	3	0	2	0
Not applicable (Punches 2-9 in PRFMNCE)	0	2000	2000	2000	2023	2023	1604	2044	1552	2044

515. Did you attend this performance alone, with one other person, or with two or more other people?

[VAR: PRFMATT]

<u>RESPONSE</u>	<u>PUNCH</u>	<u>YEAR</u>								
		<u>2006-1</u>	<u>2006-2</u>	<u>2006-3</u>	<u>2008-1</u>	<u>2008-2</u>	<u>2008-3</u>	<u>2010-1</u>	<u>2010-2</u>	<u>2010-3</u>
Alone	1	0	0	0	0	0	16	0	16	0
With one other person	2	0	0	0	0	0	182	0	212	0
With two or more other people	3	0	0	0	0	0	218	0	261	0
Don't know	8	0	0	0	0	0	0	0	0	0
No answer	9	0	0	0	0	0	3	0	3	0
Not applicable (Punches 2-9 in PFRMCE)	0	2000	2000	2000	2023	2023	1604	2044	1552	2044

A. Spouse or partner

[VAR: PRFMATT1]

<u>RESPONSE</u>	<u>PUNCH</u>	<u>YEAR</u>								
		<u>2006-1</u>	<u>2006-2</u>	<u>2006-3</u>	<u>2008-1</u>	<u>2008-2</u>	<u>2008-3</u>	<u>2010-1</u>	<u>2010-2</u>	<u>2010-3</u>
Yes	1	0	0	0	0	0	222	0	249	0
No	2	0	0	0	0	0	178	0	225	0
Don't know	8	0	0	0	0	0	0	0	0	0
No answer	9	0	0	0	0	0	10	0	6	0
Not applicable	0	2000	2000	2000	2023	2023	1613	2044	1564	2044

B. Child

[VAR: PRFMATT2]

<u>RESPONSE</u>	<u>PUNCH</u>	<u>YEAR</u>								
		<u>2006-1</u>	<u>2006-2</u>	<u>2006-3</u>	<u>2008-1</u>	<u>2008-2</u>	<u>2008-3</u>	<u>2010-1</u>	<u>2010-2</u>	<u>2010-3</u>
Yes	1	0	0	0	0	0	95	0	107	0
No	2	0	0	0	0	0	305	0	367	0
Don't know	8	0	0	0	0	0	0	0	0	0
No answer	9	0	0	0	0	0	10	0	6	0
Not applicable	0	2000	2000	2000	2023	2023	1613	2044	1564	2044

C. Friend

[VAR: PRFMATT3]

<u>RESPONSE</u>	<u>PUNCH</u>	<u>YEAR</u>								
		<u>2006-1</u>	<u>2006-2</u>	<u>2006-3</u>	<u>2008-1</u>	<u>2008-2</u>	<u>2008-3</u>	<u>2010-1</u>	<u>2010-2</u>	<u>2010-3</u>
Yes	1	0	0	0	0	0	211	0	265	0
No	2	0	0	0	0	0	189	0	209	0
Don't know	8	0	0	0	0	0	0	0	0	0
No answer	9	0	0	0	0	0	10	0	6	0
Not applicable	0	2000	2000	2000	2023	2023	1613	2044	1564	2044

D. Relative

[VAR: PRFMATT4]

<u>RESPONSE</u>	<u>PUNCH</u>	<u>YEAR</u>								
		<u>2006-1</u>	<u>2006-2</u>	<u>2006-3</u>	<u>2008-1</u>	<u>2008-2</u>	<u>2008-3</u>	<u>2010-1</u>	<u>2010-2</u>	<u>2010-3</u>
Yes	1	0	0	0	0	0	120	0	135	0
No	2	0	0	0	0	0	280	0	339	0
Don't know	8	0	0	0	0	0	0	0	0	0
No answer	9	0	0	0	0	0	10	0	6	0
Not applicable	0	2000	2000	2000	2023	2023	1613	2044	1564	2044

E. Someone else

[VAR: PRFMATT5]

<u>RESPONSE</u>	<u>PUNCH</u>	<u>YEAR</u>								
		<u>2006-1</u>	<u>2006-2</u>	<u>2006-3</u>	<u>2008-1</u>	<u>2008-2</u>	<u>2008-3</u>	<u>2010-1</u>	<u>2010-2</u>	<u>2010-3</u>
Yes	1	0	0	0	0	0	55	0	55	0
No	2	0	0	0	0	0	345	0	419	0
Don't know	8	0	0	0	0	0	0	0	0	0
No answer	9	0	0	0	0	0	10	0	6	0
Not applicable	0	2000	2000	2000	2023	2023	1613	2044	1564	2044

516. Was the performance you attended free, or was there an admission fee?

[VAR: PRFMFREE]

<u>RESPONSE</u>	<u>PUNCH</u>	<u>YEAR</u>								
		<u>2006-1</u>	<u>2006-2</u>	<u>2006-3</u>	<u>2008-1</u>	<u>2008-2</u>	<u>2008-3</u>	<u>2010-1</u>	<u>2010-2</u>	<u>2010-3</u>
Free	1	0	0	0	0	0	89	0	115	0
Admission fee	2	0	0	0	0	0	327	0	369	0
Don't know	8	0	0	0	0	0	0	0	5	0
No answer	9	0	0	0	0	0	3	0	3	0
Not applicable (Punches 2-9 in PFRMCE)	0	2000	2000	2000	2023	2023	1604	2044	1552	2044

517. People attend performances for different reasons.

HAND CARD EL

FI INSTRUCTION: SAY, "THIS CARD SHOWS SOME REASONS THAT PEOPLE ATTEND PERFORMANCES."

A. How big a reason was low cost in your decision to attend this performance? Was it a major reason, a minor reason, or not a reason at all?

[VAR: PRFMWHY]

<u>RESPONSE</u>	<u>PUNCH</u>	<u>YEAR</u>								
		<u>2006-1</u>	<u>2006-2</u>	<u>2006-3</u>	<u>2008-1</u>	<u>2008-2</u>	<u>2008-3</u>	<u>2010-1</u>	<u>2010-2</u>	<u>2010-3</u>
Major reason	1	0	0	0	0	0	44	0	73	0
Minor reason	2	0	0	0	0	0	92	0	108	0
Not a reason	3	0	0	0	0	0	280	0	308	0
Don't know	8	0	0	0	0	0	0	0	0	0
No answer	9	0	0	0	0	0	3	0	3	0
Not applicable (Punches 2-9 in PFRMCE)	0	2000	2000	2000	2023	2023	1604	2044	1552	2044

- B. How big a reason was wanting to experience high quality art in your decision to attend this performance? Was it a major reason, a minor reason, or not a reason at all?

[VAR: PRFMWHY1]

<u>RESPONSE</u>	<u>PUNCH</u>	<u>YEAR</u>								
		<u>2006-1</u>	<u>2006-2</u>	<u>2006-3</u>	<u>2008-1</u>	<u>2008-2</u>	<u>2008-3</u>	<u>2010-1</u>	<u>2010-2</u>	<u>2010-3</u>
Major reason	1	0	0	0	0	0	152	0	173	0
Minor reason	2	0	0	0	0	0	88	0	123	0
Not a reason	3	0	0	0	0	0	176	0	192	0
Don't know	8	0	0	0	0	0	0	0	1	0
No answer	9	0	0	0	0	0	3	0	3	0
Not applicable (Punches 2-9 in PFRMCE)	0	2000	2000	2000	2023	2023	1604	2044	1552	2044

- C. How big a reason was wanting to socialize with family or friends in your decision to attend this performance? Was it a major reason, a minor reason, or not a reason at all?

[VAR: PRFMWHY2]

<u>RESPONSE</u>	<u>PUNCH</u>	<u>YEAR</u>								
		<u>2006-1</u>	<u>2006-2</u>	<u>2006-3</u>	<u>2008-1</u>	<u>2008-2</u>	<u>2008-3</u>	<u>2010-1</u>	<u>2010-2</u>	<u>2010-3</u>
Major reason	1	0	0	0	0	0	215	0	256	0
Minor reason	2	0	0	0	0	0	117	0	103	0
Not a reason	3	0	0	0	0	0	84	0	130	0
Don't know	8	0	0	0	0	0	0	0	0	0
No answer	9	0	0	0	0	0	3	0	3	0
Not applicable (Punches 2-9 in PFRMCE)	0	2000	2000	2000	2023	2023	1604	2044	1552	2044

- D. How big a reason was wanting to learn about or celebrate your or your family's cultural heritage in your decision to attend this performance? Was it a major reason, a minor reason, or not a reason at all?

[VAR: PRFMWHY3]

<u>RESPONSE</u>	<u>PUNCH</u>	<u>YEAR</u>								
		<u>2006-1</u>	<u>2006-2</u>	<u>2006-3</u>	<u>2008-1</u>	<u>2008-2</u>	<u>2008-3</u>	<u>2010-1</u>	<u>2010-2</u>	<u>2010-3</u>
Major reason	1	0	0	0	0	0	39	0	61	0
Minor reason	2	0	0	0	0	0	45	0	55	0
Not a reason	3	0	0	0	0	0	332	0	372	0
Don't know	8	0	0	0	0	0	0	0	1	0
No answer	9	0	0	0	0	0	3	0	3	0
Not applicable (Punches 2-9 in PFRMCE)	0	2000	2000	2000	2023	2023	1604	2044	1552	2044

E. How big a reason was wanting to support a community organization or event in your decision to attend this performance?
Was it a major reason, a minor reason, or not a reason at all?

[VAR: PRFMWHY4]

<u>RESPONSE</u>	<u>PUNCH</u>	<u>YEAR</u>								
		<u>2006-1</u>	<u>2006-2</u>	<u>2006-3</u>	<u>2008-1</u>	<u>2008-2</u>	<u>2008-3</u>	<u>2010-1</u>	<u>2010-2</u>	<u>2010-3</u>
Major reason	1	0	0	0	0	0	100	0	150	0
Minor reason	2	0	0	0	0	0	98	0	105	0
Not a reason	3	0	0	0	0	0	218	0	233	0
Don't know	8	0	0	0	0	0	0	0	1	0
No answer	9	0	0	0	0	0	3	0	3	0
Not applicable (Punches 2-9 in PFRMCE)	0	2000	2000	2000	2023	2023	1604	2044	1552	2044

F. How big a reason was wanting to gain knowledge or learn something new in your decision to attend this performance?
Was it a major reason, a minor reason, or not a reason at all?

[VAR: PRFMWHY5]

<u>RESPONSE</u>	<u>PUNCH</u>	<u>YEAR</u>								
		<u>2006-1</u>	<u>2006-2</u>	<u>2006-3</u>	<u>2008-1</u>	<u>2008-2</u>	<u>2008-3</u>	<u>2010-1</u>	<u>2010-2</u>	<u>2010-3</u>
Major reason	1	0	0	0	0	0	83	0	130	0
Minor reason	2	0	0	0	0	0	108	0	119	0
Not a reason	3	0	0	0	0	0	225	0	240	0
Don't know	8	0	0	0	0	0	0	0	0	0
No answer	9	0	0	0	0	0	3	0	3	0
Not applicable (Punches 2-9 in PFRMCE)	0	2000	2000	2000	2023	2023	1604	2044	1552	2044

G. How big a reason was wanting to experience a performance at this location in your decision to attend this performance?
Was it a major reason, a minor reason, or not a reason at all?

[VAR: PRFMWHY6]

<u>RESPONSE</u>	<u>PUNCH</u>	<u>YEAR</u>								
		<u>2006-1</u>	<u>2006-2</u>	<u>2006-3</u>	<u>2008-1</u>	<u>2008-2</u>	<u>2008-3</u>	<u>2010-1</u>	<u>2010-2</u>	<u>2010-3</u>
Major reason	1	0	0	0	0	0	123	0	143	0
Minor reason	2	0	0	0	0	0	140	0	160	0
Not a reason	3	0	0	0	0	0	153	0	186	0
Don't know	8	0	0	0	0	0	0	0	1	0
No answer	9	0	0	0	0	0	3	0	3	0
Not applicable (Punches 2-9 in PFRMCE)	0	2000	2000	2000	2023	2023	1604	2044	1551	2044

- H. How big a reason was wanting to see a specific, individual performer in your decision to attend this performance?
Was it a major reason, a minor reason, or not a reason at all?

[VAR: PRFMWHY7]

<u>RESPONSE</u>	<u>PUNCH</u>	<u>YEAR</u>								
		<u>2006-1</u>	<u>2006-2</u>	<u>2006-3</u>	<u>2008-1</u>	<u>2008-2</u>	<u>2008-3</u>	<u>2010-1</u>	<u>2010-2</u>	<u>2010-3</u>
Major reason	1	0	0	0	0	0	210	0	228	0
Minor reason	2	0	0	0	0	0	62	0	83	0
Not a reason	3	0	0	0	0	0	144	0	178	0
Don't know	8	0	0	0	0	0	0	0	0	0
No answer	9	0	0	0	0	0	3	0	3	0
Not applicable (Punches 2-9 in PFRMCE)	0	2000	2000	2000	2023	2023	1604	2044	1552	2044

- I. Was there some other major reason for your decision to attend that is not shown on the card?

[VAR: PRFMWHY8]

<u>RESPONSE</u>	<u>PUNCH</u>	<u>YEAR</u>								
		<u>2006-1</u>	<u>2006-2</u>	<u>2006-3</u>	<u>2008-1</u>	<u>2008-2</u>	<u>2008-3</u>	<u>2010-1</u>	<u>2010-2</u>	<u>2010-3</u>
Gift, free	1	0	0	0	0	0	55	0	35	0
School	2	0	0	0	0	0	5	0	4	0
Want to see	3	0	0	0	0	0	4	0	6	0
Variety, something different, new experience	4	0	0	0	0	0	4	0	1	0
Win meal, drinks	5	0	0	0	0	0	4	0	1	0
Enjoyment, pure entertainment	6	0	0	0	0	0	12	0	22	0
Religious	7	0	0	0	0	0	1	0	4	0
For children, educational	8	0	0	0	0	0	4	0	2	0
Miscellaneous	19	0	0	0	0	0	12	0	10	0
None	97	0	0	0	0	0	314	0	404	0
Don't know	98	0	0	0	0	0	1	0	0	0
No answer	99	0	0	0	0	0	3	0	3	0
Not applicable (Punches 2-9 in PFRMCE)	0	2000	2000	2000	2023	2023	1604	2044	1552	2044

518. You said that in the last 12 months you attended an exhibit. I'd like to ask you a few questions about the last time you did this type of activity. Did you attend this exhibit alone, with one other person, or with two or more other people?

[VAR: ARTATT]

<u>RESPONSE</u>	<u>PUNCH</u>	<u>YEAR</u>								
		<u>2006-1</u>	<u>2006-2</u>	<u>2006-3</u>	<u>2008-1</u>	<u>2008-2</u>	<u>2008-3</u>	<u>2010-1</u>	<u>2010-2</u>	<u>2010-3</u>
Alone	1	0	0	0	0	0	21	0	40	0
With one other person	2	0	0	0	0	0	110	0	150	0
With two or more other people	3	0	0	0	0	0	125	0	153	0
Don't know	8	0	0	0	0	0	0	0	0	0
No answer	9	0	0	0	0	0	3	0	3	0
Not applicable (Punches 2-9 in ARTEXBT)	0	2000	2000	2000	2023	2023	1764	2044	1698	2044

A. Spouse or partner

[VAR: ARTATT1]

<u>RESPONSE</u>	<u>PUNCH</u>	<u>YEAR</u>								
		<u>2006-1</u>	<u>2006-2</u>	<u>2006-3</u>	<u>2008-1</u>	<u>2008-2</u>	<u>2008-3</u>	<u>2010-1</u>	<u>2010-2</u>	<u>2010-3</u>
Yes	1	0	0	0	0	0	129	0	155	0
No	2	0	0	0	0	0	104	0	147	0
Don't know	8	0	0	0	0	0	0	0	0	0
No answer	9	0	0	0	0	0	18	0	26	0
Not applicable (Punches 2-9 in ARTEXBT)	0	2000	2000	2000	2023	2023	1772	2044	1716	2044

B. Child

[VAR: ARTATT2]

<u>RESPONSE</u>	<u>PUNCH</u>	<u>YEAR</u>								
		<u>2006-1</u>	<u>2006-2</u>	<u>2006-3</u>	<u>2008-1</u>	<u>2008-2</u>	<u>2008-3</u>	<u>2010-1</u>	<u>2010-2</u>	<u>2010-3</u>
Yes	1	0	0	0	0	0	92	0	94	0
No	2	0	0	0	0	0	142	0	209	0
Don't know	8	0	0	0	0	0	0	0	0	0
No answer	9	0	0	0	0	0	17	0	25	0
Not applicable (Punches 2-9 in ARTEXBT)	0	2000	2000	2000	2023	2023	1772	2044	1716	2044

C. Friend

[VAR: ARTATT3]

<u>RESPONSE</u>	<u>PUNCH</u>	<u>YEAR</u>								
		<u>2006-1</u>	<u>2006-2</u>	<u>2006-3</u>	<u>2008-1</u>	<u>2008-2</u>	<u>2008-3</u>	<u>2010-1</u>	<u>2010-2</u>	<u>2010-3</u>
Yes	1	0	0	0	0	0	92	0	137	0
No	2	0	0	0	0	0	142	0	166	0
Don't know	8	0	0	0	0	0	0	0	0	0
No answer	9	0	0	0	0	0	17	0	25	0
Not applicable (Punches 2-9 in ARTEXBT)	0	2000	2000	2000	2023	2023	1772	2044	1716	2044

D. Relative

[VAR: ARTATT4]

<u>RESPONSE</u>	<u>PUNCH</u>	<u>YEAR</u>								
		<u>2006-1</u>	<u>2006-2</u>	<u>2006-3</u>	<u>2008-1</u>	<u>2008-2</u>	<u>2008-3</u>	<u>2010-1</u>	<u>2010-2</u>	<u>2010-3</u>
Yes	1	0	0	0	0	0	57	0	82	0
No	2	0	0	0	0	0	177	0	221	0
Don't know	8	0	0	0	0	0	0	0	0	0
No answer	9	0	0	0	0	0	17	0	25	0
Not applicable (Punches 2-9 in ARTEXBT)	0	2000	2000	2000	2023	2023	1772	2044	1716	2044

E. Someone else

[VAR: ARTATT5]

<u>RESPONSE</u>	<u>PUNCH</u>	<u>YEAR</u>								
		<u>2006-1</u>	<u>2006-2</u>	<u>2006-3</u>	<u>2008-1</u>	<u>2008-2</u>	<u>2008-3</u>	<u>2010-1</u>	<u>2010-2</u>	<u>2010-3</u>
Yes	1	0	0	0	0	0	19	0	39	0
No	2	0	0	0	0	0	215	0	264	0
Don't know	8	0	0	0	0	0	0	0	0	0
No answer	9	0	0	0	0	0	17	0	25	0
Not applicable (Punches 2-9 in ARTEXBT)	0	2000	2000	2000	2023	2023	1772	2044	1716	2044

519. Was the exhibit you attended free, or was there an admission fee?

[VAR: ARTFREE]

<u>RESPONSE</u>	<u>PUNCH</u>	<u>YEAR</u>								
		<u>2006-1</u>	<u>2006-2</u>	<u>2006-3</u>	<u>2008-1</u>	<u>2008-2</u>	<u>2008-3</u>	<u>2010-1</u>	<u>2010-2</u>	<u>2010-3</u>
Free	1	0	0	0	0	0	151	0	220	0
Admission fee	2	0	0	0	0	0	102	0	123	0
Don't know	8	0	0	0	0	0	3	0	0	0
No answer	9	0	0	0	0	0	3	0	3	0
Not applicable (Punches 2-9 in ARTEXBT)	0	2000	2000	2000	2023	2023	1764	2044	1698	2044

520. People attend exhibits for different reasons.



FI INSTRUCTION: SAY, "THIS CARD SHOWS SOME REASONS THAT PEOPLE ATTEND EXHIBITS."

A. How big a reason was low cost in your decision to attend this exhibit? Was it a major reason, a minor reason, or not a reason at all?

[VAR: ARTWHY1]

<u>RESPONSE</u>	<u>PUNCH</u>	<u>YEAR</u>								
		<u>2006-1</u>	<u>2006-2</u>	<u>2006-3</u>	<u>2008-1</u>	<u>2008-2</u>	<u>2008-3</u>	<u>2010-1</u>	<u>2010-2</u>	<u>2010-3</u>
Major reason	1	0	0	0	0	0	46	0	51	0
Minor reason	2	0	0	0	0	0	63	0	91	0
Not a reason	3	0	0	0	0	0	147	0	201	0
Don't know	8	0	0	0	0	0	0	0	0	0
No answer	9	0	0	0	0	0	3	0	3	0
Not applicable (Punches 2-9 in ARTEXBT)	0	2000	2000	2000	2023	2023	1764	2044	1698	2044

- B. How big a reason was wanting to experience high quality art in your decision to attend this exhibit? Was it a major reason, a minor reason, or not a reason at all?

[VAR: ARTWHY2]

<u>RESPONSE</u>	<u>PUNCH</u>	<u>YEAR</u>								
		<u>2006-1</u>	<u>2006-2</u>	<u>2006-3</u>	<u>2008-1</u>	<u>2008-2</u>	<u>2008-3</u>	<u>2010-1</u>	<u>2010-2</u>	<u>2010-3</u>
Major reason	1	0	0	0	0	0	121	0	168	0
Minor reason	2	0	0	0	0	0	63	0	85	0
Not a reason	3	0	0	0	0	0	72	0	87	0
Don't know	8	0	0	0	0	0	0	0	3	0
No answer	9	0	0	0	0	0	3	0	3	0
Not applicable (Punches 2-9 in ARTEXBT)	0	2000	2000	2000	2023	2023	1764	2044	1698	2044

- C. How big a reason was wanting to socialize with family or friends in your decision to attend this exhibit? Was it a major reason, a minor reason, or not a reason at all?

[VAR: ARTWHY3]

<u>RESPONSE</u>	<u>PUNCH</u>	<u>YEAR</u>								
		<u>2006-1</u>	<u>2006-2</u>	<u>2006-3</u>	<u>2008-1</u>	<u>2008-2</u>	<u>2008-3</u>	<u>2010-1</u>	<u>2010-2</u>	<u>2010-3</u>
Major reason	1	0	0	0	0	0	121	0	150	0
Minor reason	2	0	0	0	0	0	68	0	76	0
Not a reason	3	0	0	0	0	0	67	0	116	0
Don't know	8	0	0	0	0	0	0	0	1	0
No answer	9	0	0	0	0	0	3	0	3	0
Not applicable (Punches 2-9 in ARTEXBT)	0	2000	2000	2000	2023	2023	1764	2044	1698	2044

- D. How big a reason was wanting to learn about or celebrate your or your family's cultural heritage in your decision to attend this exhibit? Was it a major reason, a minor reason, or not a reason at all?

[VAR: ARTWHY4]

<u>RESPONSE</u>	<u>PUNCH</u>	<u>YEAR</u>								
		<u>2006-1</u>	<u>2006-2</u>	<u>2006-3</u>	<u>2008-1</u>	<u>2008-2</u>	<u>2008-3</u>	<u>2010-1</u>	<u>2010-2</u>	<u>2010-3</u>
Major reason	1	0	0	0	0	0	26	0	37	0
Minor reason	2	0	0	0	0	0	43	0	53	0
Not a reason	3	0	0	0	0	0	187	0	252	0
Don't know	8	0	0	0	0	0	0	0	1	0
No answer	9	0	0	0	0	0	3	0	3	0
Not applicable (Punches 2-9 in ARTEXBT)	0	2000	2000	2000	2023	2023	1764	2044	1698	2044

- E. How big a reason was wanting to support a community organization or event in your decision to attend this exhibit?
Was it a major reason, a minor reason, or not a reason at all?

[VAR: ARTWHY5]

<u>RESPONSE</u>	<u>PUNCH</u>	<u>YEAR</u>								
		<u>2006-1</u>	<u>2006-2</u>	<u>2006-3</u>	<u>2008-1</u>	<u>2008-2</u>	<u>2008-3</u>	<u>2010-1</u>	<u>2010-2</u>	<u>2010-3</u>
Major reason	1	0	0	0	0	0	78	0	100	0
Minor reason	2	0	0	0	0	0	66	0	100	0
Not a reason	3	0	0	0	0	0	112	0	142	0
Don't know	8	0	0	0	0	0	0	0	1	0
No answer	9	0	0	0	0	0	3	0	3	0
Not applicable (Punches 2-9 in ARTEXBT)	0	2000	2000	2000	2023	2023	1764	2044	1698	2044

- E. How big a reason was wanting to gain knowledge or learn something new in your decision to attend this exhibit?
Was it a major reason, a minor reason, or not a reason at all?

[VAR: ARTWHY6]

<u>RESPONSE</u>	<u>PUNCH</u>	<u>YEAR</u>								
		<u>2006-1</u>	<u>2006-2</u>	<u>2006-3</u>	<u>2008-1</u>	<u>2008-2</u>	<u>2008-3</u>	<u>2010-1</u>	<u>2010-2</u>	<u>2010-3</u>
Major reason	1	0	0	0	0	0	144	0	193	0
Minor reason	2	0	0	0	0	0	78	0	103	0
Not a reason	3	0	0	0	0	0	34	0	46	0
Don't know	8	0	0	0	0	0	0	0	1	0
No answer	9	0	0	0	0	0	3	0	3	0
Not applicable (Punches 2-9 in ARTEXBT)	0	2000	2000	2000	2023	2023	1764	2044	1698	2044

- G. How big a reason was wanting to see an exhibit at this location in your decision to attend this exhibit? Was it a major reason, a minor reason, or not a reason at all?

[VAR: ARTWHY7]

<u>RESPONSE</u>	<u>PUNCH</u>	<u>YEAR</u>								
		<u>2006-1</u>	<u>2006-2</u>	<u>2006-3</u>	<u>2008-1</u>	<u>2008-2</u>	<u>2008-3</u>	<u>2010-1</u>	<u>2010-2</u>	<u>2010-3</u>
Major reason	1	0	0	0	0	0	107	0	123	0
Minor reason	2	0	0	0	0	0	76	0	114	0
Not a reason	3	0	0	0	0	0	73	0	105	0
Don't know	8	0	0	0	0	0	0	0	1	0
No answer	9	0	0	0	0	0	3	0	3	0
Not applicable (Punches 2-9 in ARTEXBT)	0	2000	2000	2000	2023	2023	1764	2044	1698	2044

H. Was there some other major reason for your decision to attend that is not shown on the card?

[VAR: ARTWHY8]

<u>RESPONSE</u>	<u>PUNCH</u>	<u>YEAR</u>								
		<u>2006-1</u>	<u>2006-2</u>	<u>2006-3</u>	<u>2008-1</u>	<u>2008-2</u>	<u>2008-3</u>	<u>2010-1</u>	<u>2010-2</u>	<u>2010-3</u>
Gift, free	1	0	0	0	0	0	16	0	12	0
School	2	0	0	0	0	0	1	0	1	0
Want to see	3	0	0	0	0	0	1	0	1	0
Variety, something different, new experience	4	0	0	0	0	0	1	0	2	0
Win meal, drinks	5	0	0	0	0	0	1	0	0	0
Enjoyment, pure entertainment	6	0	0	0	0	0	4	0	5	0
Religious	7	0	0	0	0	0	0	0	0	0
For children, educational	8	0	0	0	0	0	5	0	2	0
See this artist	9	0	0	0	0	0	20	0	14	0
Work related	10	0	0	0	0	0	3	0	5	0
Get gift, buy art	11	0	0	0	0	0	1	0	0	0
Other	19	0	0	0	0	0	13	0	19	0
None	97	0	0	0	0	0	189	0	281	0
Don't know	98	0	0	0	0	0	1	0	1	0
No answer	99	0	0	0	0	0	3	0	3	0
Not applicable (Punches 2-9 in ARTEXBT)	0	2000	2000	2000	2023	2023	1764	2044	1698	2044

521. During the last 12 months, was there a performance or exhibit that you wanted to go to but did not?

[VAR: NOGO]

<u>RESPONSE</u>	<u>PUNCH</u>	<u>YEAR</u>								
		<u>2006-1</u>	<u>2006-2</u>	<u>2006-3</u>	<u>2008-1</u>	<u>2008-2</u>	<u>2008-3</u>	<u>2010-1</u>	<u>2010-2</u>	<u>2010-3</u>
Yes	1	0	0	0	0	0	183	0	191	0
No	2	0	0	0	0	0	437	0	521	0
Don't know	8	0	0	0	0	0	0	0	2	0
No answer	9	0	0	0	0	0	0	0	0	0
Not applicable (Puches 1, 8, 9 on PRFMCE or ARTEXBT)	0	2000	2000	2000	2023	2023	1403	2044	1330	2044

A. Was it a performance or an exhibit?

[VAR: NOGO1]

RESPONSE	PUNCH	YEAR								
		2006-1	2006-2	2006-3	2008-1	2008-2	2008-3	2010-1	2010-2	2010-3
Performance	1	0	0	0	0	0	117	0	112	0
Exhibit	2	0	0	0	0	0	51	0	62	0
Both performance and exhibit	3	0	0	0	0	0	13	0	16	0
Don't know	8	0	0	0	0	0	2	0	1	0
No answer	9	0	0	0	0	0	0	0	0	0
Not applicable (Puches 2-9 on ARTNOGO)	0	2000	2000	2000	2023	2023	1840	2044	1853	2044

522. Thinking about the most recent performance you wanted to attend but did not, which of the following factors were important in your decision not to attend?

A. Cost too much.

[VAR: PRFMCOST]

RESPONSE	PUNCH	YEAR								
		2006-1	2006-2	2006-3	2008-1	2008-2	2008-3	2010-1	2010-2	2010-3
A reason	1	0	0	0	0	0	48	0	56	0
Not a reason	2	0	0	0	0	0	73	0	63	0
Don't know	8	0	0	0	0	0	0	0	0	0
No answer	9	0	0	0	0	0	0	0	0	0
Not applicable (Punch 2 on ARTNOGO1)	0	2000	2000	2000	2023	2023	1902	2044	1925	2044

B. Programs or events were not of interest.

[VAR: PRFMINT]

RESPONSE	PUNCH	YEAR								
		2006-1	2006-2	2006-3	2008-1	2008-2	2008-3	2010-1	2010-2	2010-3
A reason	1	0	0	0	0	0	9	0	11	0
Not a reason	2	0	0	0	0	0	112	0	107	0
Don't know	8	0	0	0	0	0	0	0	0	0
No answer	9	0	0	0	0	0	0	0	1	0
Not applicable (Punch 2 on ARTNOGO1)	0	2000	2000	2000	2023	2023	1902	2044	1925	2044

C. Too difficult to get there.

[VAR: PRFMTRVL]

<u>RESPONSE</u>	<u>PUNCH</u>	<u>YEAR</u>								
		<u>2006-1</u>	<u>2006-2</u>	<u>2006-3</u>	<u>2008-1</u>	<u>2008-2</u>	<u>2008-3</u>	<u>2010-1</u>	<u>2010-2</u>	<u>2010-3</u>
A reason	1	0	0	0	0	0	35	0	43	0
Not a reason	2	0	0	0	0	0	86	0	76	0
Don't know	8	0	0	0	0	0	0	0	0	0
No answer	9	0	0	0	0	0	0	0	0	0
Not applicable (Punch 2 on ARTNOGO1)	0	2000	2000	2000	2023	2023	1902	2044	1925	2044

D. Could not find anyone to go with.

[VAR: PRFMGST]

<u>RESPONSE</u>	<u>PUNCH</u>	<u>YEAR</u>								
		<u>2006-1</u>	<u>2006-2</u>	<u>2006-3</u>	<u>2008-1</u>	<u>2008-2</u>	<u>2008-3</u>	<u>2010-1</u>	<u>2010-2</u>	<u>2010-3</u>
A reason	1	0	0	0	0	0	22	0	34	0
Not a reason	2	0	0	0	0	0	99	0	85	0
Don't know	8	0	0	0	0	0	0	0	0	0
No answer	9	0	0	0	0	0	0	0	0	0
Not applicable (Punch 2 on ARTNOGO1)	0	2000	2000	2000	2023	2023	1902	2044	1925	2044

E. Could not find the time.

[VAR: PRFMTIME]

<u>RESPONSE</u>	<u>PUNCH</u>	<u>YEAR</u>								
		<u>2006-1</u>	<u>2006-2</u>	<u>2006-3</u>	<u>2008-1</u>	<u>2008-2</u>	<u>2008-3</u>	<u>2010-1</u>	<u>2010-2</u>	<u>2010-3</u>
A reason	1	0	0	0	0	0	49	0	44	0
Not a reason	2	0	0	0	0	0	72	0	75	0
Don't know	8	0	0	0	0	0	0	0	0	0
No answer	9	0	0	0	0	0	0	0	0	0
Not applicable (Punch 2 on ARTNOGO1)	0	2000	2000	2000	2023	2023	1902	2044	1925	2044

F. Did not want to go to that location.

[VAR: PRFMLOC]

<u>RESPONSE</u>	<u>PUNCH</u>	<u>YEAR</u>								
		<u>2006-1</u>	<u>2006-2</u>	<u>2006-3</u>	<u>2008-1</u>	<u>2008-2</u>	<u>2008-3</u>	<u>2010-1</u>	<u>2010-2</u>	<u>2010-3</u>
A reason	1	0	0	0	0	0	10	0	15	0
Not a reason	2	0	0	0	0	0	111	0	104	0
Don't know	8	0	0	0	0	0	0	0	0	0
No answer	9	0	0	0	0	0	0	0	0	0
Not applicable (Punch 2 on ARTNOGO1)	0	2000	2000	2000	2023	2023	1902	2044	1925	2044

G. Some other reason not shown.

[VAR: PRFMOTHR]

<u>RESPONSE</u>	<u>PUNCH</u>	<u>YEAR</u>								
		<u>2006-1</u>	<u>2006-2</u>	<u>2006-3</u>	<u>2008-1</u>	<u>2008-2</u>	<u>2008-3</u>	<u>2010-1</u>	<u>2010-2</u>	<u>2010-3</u>
Work	1	0	0	0	0	0	12	0	9	0
Sick, handicapped	2	0	0	0	0	0	7	0	8	0
Sold out, no ticket	3	0	0	0	0	0	3	0	3	0
No child care, baby sitter	4	0	0	0	0	0	3	0	4	0
Other	19	0	0	0	0	0	6	0	6	0
None	97	0	0	0	0	0	90	0	89	0
Don't know	8	0	0	0	0	0	0	0	0	0
No answer	9	0	0	0	0	0	0	0	0	0
Not applicable (Punch 2 on ARTNOGO1)	0	2000	2000	2000	2023	2023	1902	2044	1925	2044

523. Thinking about the most recent exhibit you wanted to attend but did not, which of the following factors were important in your decision not to attend?

A. Cost too much.

[VAR: ARTCOST]

<u>RESPONSE</u>	<u>PUNCH</u>	<u>YEAR</u>								
		<u>2006-1</u>	<u>2006-2</u>	<u>2006-3</u>	<u>2008-1</u>	<u>2008-2</u>	<u>2008-3</u>	<u>2010-1</u>	<u>2010-2</u>	<u>2010-3</u>
A reason	1	0	0	0	0	0	13	0	23	0
Not a reason	2	0	0	0	0	0	47	0	47	0
Don't know	8	0	0	0	0	0	0	0	0	0
No answer	9	0	0	0	0	0	0	0	1	0
Not applicable (Punch 1 on ARTNOGO1)	0	2000	2000	2000	2023	2023	1963	2044	1973	2044

B. Programs or events were not of interest.

[VAR: ARTINT]

<u>RESPONSE</u>	<u>PUNCH</u>	<u>YEAR</u>								
		<u>2006-1</u>	<u>2006-2</u>	<u>2006-3</u>	<u>2008-1</u>	<u>2008-2</u>	<u>2008-3</u>	<u>2010-1</u>	<u>2010-2</u>	<u>2010-3</u>
A reason	1	0	0	0	0	0	4	0	6	0
Not a reason	2	0	0	0	0	0	56	0	64	0
Don't know	8	0	0	0	0	0	0	0	1	0
No answer	9	0	0	0	0	0	0	0	0	0
Not applicable (Punch 1 on ARTNOGO1)	0	2000	2000	2000	2023	2023	1963	2044	1973	2044

C. Too difficult to get there.

[VAR: ARTTRVL]

<u>RESPONSE</u>	<u>PUNCH</u>	<u>YEAR</u>								
		<u>2006-1</u>	<u>2006-2</u>	<u>2006-3</u>	<u>2008-1</u>	<u>2008-2</u>	<u>2008-3</u>	<u>2010-1</u>	<u>2010-2</u>	<u>2010-3</u>
A reason	1	0	0	0	0	0	21	0	32	0
Not a reason	2	0	0	0	0	0	39	0	39	0
Don't know	8	0	0	0	0	0	0	0	0	0
No answer	9	0	0	0	0	0	0	0	0	0
Not applicable (Punch 1 on ARTNOGO1)	0	2000	2000	2000	2023	2023	1963	2044	1973	2044

D. Could not find anyone to go with.

[VAR: ARTGST]

<u>RESPONSE</u>	<u>PUNCH</u>	<u>YEAR</u>								
		<u>2006-1</u>	<u>2006-2</u>	<u>2006-3</u>	<u>2008-1</u>	<u>2008-2</u>	<u>2008-3</u>	<u>2010-1</u>	<u>2010-2</u>	<u>2010-3</u>
A reason	1	0	0	0	0	0	17	0	15	0
Not a reason	2	0	0	0	0	0	43	0	57	0
Don't know	8	0	0	0	0	0	0	0	0	0
No answer	9	0	0	0	0	0	0	0	0	0
Not applicable (Punch 1 on ARTNOGO1)	0	2000	2000	2000	2023	2023	1963	2044	1972	2044

E. Could not find the time.

[VAR: ARTTIME]

<u>RESPONSE</u>	<u>PUNCH</u>	<u>YEAR</u>								
		<u>2006-1</u>	<u>2006-2</u>	<u>2006-3</u>	<u>2008-1</u>	<u>2008-2</u>	<u>2008-3</u>	<u>2010-1</u>	<u>2010-2</u>	<u>2010-3</u>
A reason	1	0	0	0	0	0	37	0	34	0
Not a reason	2	0	0	0	0	0	23	0	37	0
Don't know	8	0	0	0	0	0	0	0	0	0
No answer	9	0	0	0	0	0	0	0	0	0
Not applicable (Punch 1 on ARTNOGO1)	0	2000	2000	2000	2023	2023	1963	2044	1973	2044

F. Did not want to go to that location.

[VAR: ARTLOC]

<u>RESPONSE</u>	<u>PUNCH</u>	<u>YEAR</u>								
		<u>2006-1</u>	<u>2006-2</u>	<u>2006-3</u>	<u>2008-1</u>	<u>2008-2</u>	<u>2008-3</u>	<u>2010-1</u>	<u>2010-2</u>	<u>2010-3</u>
A reason	1	0	0	0	0	0	2	0	7	0
Not a reason	2	0	0	0	0	0	58	0	64	0
Don't know	8	0	0	0	0	0	0	0	0	0
No answer	9	0	0	0	0	0	0	0	0	0
Not applicable (Punch 1 on ARTNOGO1)	0	2000	2000	2000	2023	2023	1963	2044	1973	2044

G. Some other reason not shown.

[VAR: ARTOTHR]

<u>RESPONSE</u>	<u>PUNCH</u>	<u>YEAR</u>								
		<u>2006-1</u>	<u>2006-2</u>	<u>2006-3</u>	<u>2008-1</u>	<u>2008-2</u>	<u>2008-3</u>	<u>2010-1</u>	<u>2010-2</u>	<u>2010-3</u>
A reason	1	0	0	0	0	0	12	0	14	0
Not a reason	2	0	0	0	0	0	48	0	57	0
Don't know	8	0	0	0	0	0	0	0	0	0
No answer	9	0	0	0	0	0	0	0	0	0
Not applicable (Punch 1 on ARTNOGO1)	0	2000	2000	2000	2023	2023	1963	2044	1973	2044

H. Of these factors, which one was the most important in your decision not to attend?

[VAR: REFRTWHY]

<u>RESPONSE</u>	<u>PUNCH</u>	<u>YEAR</u>								
		<u>2006-1</u>	<u>2006-2</u>	<u>2006-3</u>	<u>2008-1</u>	<u>2008-2</u>	<u>2008-3</u>	<u>2010-1</u>	<u>2010-2</u>	<u>2010-3</u>
Cost too much	1	0	0	0	0	0	27	0	36	0
Programs or events were not of interest	2	0	0	0	0	0	0	0	0	0
Too difficult to get there	3	0	0	0	0	0	13	0	28	0
Could not find anyone to go with	4	0	0	0	0	0	9	0	11	0
Could not find the time	5	0	0	0	0	0	36	0	33	0
Did not want to go to that location	6	0	0	0	0	0	2	0	3	0
Work	7	0	0	0	0	0	11	0	6	0
Sick, handicapped	8	0	0	0	0	0	6	0	7	0
Sold out, no ticket	9	0	0	0	0	0	2	0	0	0
No child care, baby sitter	10	0	0	0	0	0	2	0	2	0
Other	19	0	0	0	0	0	2	0	4	0
None	97	0	0	0	0	0	4	0	1	0
Don't know	98	0	0	0	0	0	0	0	0	0
No answer	99	0	0	0	0	0	0	0	0	0
Not applicable (Punch 1 on ARTNOGO1)	0	2000	2000	2000	2023	2023	1909	2044	1913	2044

**Topical Module: ISSP Environment
(TOPPROB1-INFCOL)**

524. A1. Which of these issues is the most important for America today?

HAND
CARD B1

[VAR: TOPPROB1]

<u>RESPONSE</u>	<u>PUNCH</u>	<u>YEAR</u>								
		<u>2006-1</u>	<u>2006-2</u>	<u>2006-3</u>	<u>2008-1</u>	<u>2008-2</u>	<u>2008-3</u>	<u>2010-1</u>	<u>2010-2</u>	<u>2010-3</u>
Healthcare	1	0	0	0	0	0	0	309	0	0
Education	2	0	0	0	0	0	0	258	0	0
Crime	3	0	0	0	0	0	0	19	0	0
The Environment	4	0	0	0	0	0	0	58	0	0
Immigration	5	0	0	0	0	0	0	53	0	0
The Economy	6	0	0	0	0	0	0	492	0	0
Terrorism	7	0	0	0	0	0	0	107	0	0
Poverty	8	0	0	0	0	0	0	37	0	0
None of these	9	0	0	0	0	0	0	13	0	0
Don't know	98	0	0	0	0	0	0	78	0	0
No answer	99	0	0	0	0	0	0	6	0	0
Not applicable	0	2000	2000	2000	2023	2023	2023	614	2044	2044

REMARKS: Card B1 contained responses 1-9.

A2. Which is the next most important?

HAND CARD B2

[VAR: TOPPROB2]

<u>RESPONSE</u>	<u>PUNCH</u>	<u>YEAR</u>								
		<u>2006-1</u>	<u>2006-2</u>	<u>2006-3</u>	<u>2008-1</u>	<u>2008-2</u>	<u>2008-3</u>	<u>2010-1</u>	<u>2010-2</u>	<u>2010-3</u>
Healthcare	1	0	0	0	0	0	0	327	0	0
Education	2	0	0	0	0	0	0	325	0	0
Crime	3	0	0	0	0	0	0	73	0	0
The Environment	4	0	0	0	0	0	0	120	0	0
Immigration	5	0	0	0	0	0	0	76	0	0
The Economy	6	0	0	0	0	0	0	203	0	0
Terrorism	7	0	0	0	0	0	0	152	0	0
Poverty	8	0	0	0	0	0	0	71	0	0
None of these	9	0	0	0	0	0	0	6	0	0
Don't Know	98	0	0	0	0	0	0	69	0	0
No answer	99	0	0	0	0	0	0	8	0	0
Not applicable	0	2000	2000	2000	2023	2023	2023	614	2044	2044

REMARKS: Card B2 contained responses 1-9.

525. How much do you agree or disagree with each of these statements?

Private enterprise is the best way to solve America's economic problems.

[VAR: PRIVENT]

<u>RESPONSE</u>	<u>PUNCH</u>	<u>YEAR</u>								
		<u>2006-1</u>	<u>2006-2</u>	<u>2006-3</u>	<u>2008-1</u>	<u>2008-2</u>	<u>2008-3</u>	<u>2010-1</u>	<u>2010-2</u>	<u>2010-3</u>
Strongly agree	1	0	0	0	0	0	0	185	0	0
Agree	2	0	0	0	0	0	0	391	0	0
Neither agree nor disagree	3	0	0	0	0	0	0	352	0	0
Disagree	4	0	0	0	0	0	0	294	0	0
Strongly disagree	5	0	0	0	0	0	0	71	0	0
Don't know	8	0	0	0	0	0	0	132	0	0
No answer	9	0	0	0	0	0	0	5	0	0
Not applicable	0	2000	2000	2000	2023	2023	2023	614	2044	2044

526. A. Looking at the list below, please check a box next to the one thing you think should be America's highest priority, the most important thing it should do. America should...

[VAR: POSTMAT1]

<u>RESPONSE</u>	<u>PUNCH</u>	<u>YEAR</u>								
		<u>2006-1</u>	<u>2006-2</u>	<u>2006-3</u>	<u>2008-1</u>	<u>2008-2</u>	<u>2008-3</u>	<u>2010-1</u>	<u>2010-2</u>	<u>2010-3</u>
Maintain order in the nation	1	0	0	0	0	0	0	382	0	0
Give people more say in government decisions	2	0	0	0	0	0	0	464	0	0
Fight rising prices	3	0	0	0	0	0	0	214	0	0
Protect freedom of speech	4	0	0	0	0	0	0	196	0	0
Don't know	8	0	0	0	0	0	0	167	0	0
No answer	9	0	0	0	0	0	0	7	0	0
Not applicable	0	2000	2000	2000	2023	2023	2023	614	2044	2044

- B. And which one do you think should be America's next highest priority, the second most important thing it should do? America should...

[VAR: POSTMAT2]

<u>RESPONSE</u>	<u>PUNCH</u>	<u>YEAR</u>								
		<u>2006-1</u>	<u>2006-2</u>	<u>2006-3</u>	<u>2008-1</u>	<u>2008-2</u>	<u>2008-3</u>	<u>2010-1</u>	<u>2010-2</u>	<u>2010-3</u>
Maintain order in the nation	1	0	0	0	0	0	0	350	0	0
Give people more say in government decisions	2	0	0	0	0	0	0	291	0	0
Fight rising prices	3	0	0	0	0	0	0	335	0	0
Protect freedom of speech	4	0	0	0	0	0	0	266	0	0
Don't know	8	0	0	0	0	0	0	180	0	0
No answer	9	0	0	0	0	0	0	8	0	0
Not applicable	0	2000	2000	2000	2023	2023	2023	614	2044	2044

REMARKS: While respondents were supposed to select different responses to these two questions, a number selected the same response twice.

527. Generally speaking, would you say that most people can be trusted, or that you can't be too careful in dealing with people? Please tell me what you think, where 1 means you can't be too careful and 5 means most people can be trusted.

HAND CARD B4

[VAR: TRUST5]

<u>RESPONSE</u>	<u>PUNCH</u>	<u>YEAR</u>								
		<u>2006-1</u>	<u>2006-2</u>	<u>2006-3</u>	<u>2008-1</u>	<u>2008-2</u>	<u>2008-3</u>	<u>2010-1</u>	<u>2010-2</u>	<u>2010-3</u>
You can't be too careful	1	0	0	0	0	0	0	388	0	0
	2	0	0	0	0	0	0	187	0	0
	3	0	0	0	0	0	0	380	0	0
	4	0	0	0	0	0	0	286	0	0
Most people can't be trusted	5	0	0	0	0	0	0	162	0	0
Don't Know	8	0	0	0	0	0	0	23	0	0
No answer	9	0	0	0	0	0	0	4	0	0
Not applicable	0	2000	2000	2000	2023	2023	2023	614	2044	2044

REMARKS: Card B4 contained responses 1-5.

528. Generally speaking, do you think that most people would try to take advantage of you if they got the chance, or would they try to be fair? Please tell me what you think, where 1 means most people would try to take advantage of you and 5 means that most people would try to be fair.

HAND CARD B5

[VAR: FAIR5]

<u>RESPONSE</u>	<u>PUNCH</u>	<u>YEAR</u>								
		<u>2006-1</u>	<u>2006-2</u>	<u>2006-3</u>	<u>2008-1</u>	<u>2008-2</u>	<u>2008-3</u>	<u>2010-1</u>	<u>2010-2</u>	<u>2010-3</u>
Most people would try to take advantage	1	0	0	0	0	0	0	250	0	0
	2	0	0	0	0	0	0	175	0	0
	3	0	0	0	0	0	0	412	0	0
	4	0	0	0	0	0	0	340	0	0
Most people would try to be fair	5	0	0	0	0	0	0	223	0	0
Can't choose	6	0	0	0	0	0	0	23	0	0
Don't Know	8	0	0	0	0	0	0	2	0	0
No answer	9	0	0	0	0	0	0	5	0	0
Not applicable	0	2000	2000	2000	2023	2023	2023	614	2044	2044

REMARKS: Card B5 contained responses 1-6.

529. To what extent do you agree or disagree with the following statements?

HAND CARD E5

A. Most of the time we can trust people in government to do what is right

[VAR: GOVDOOK]

<u>RESPONSE</u>	<u>PUNCH</u>	<u>YEAR</u>								
		<u>2006-1</u>	<u>2006-2</u>	<u>2006-3</u>	<u>2008-1</u>	<u>2008-2</u>	<u>2008-3</u>	<u>2010-1</u>	<u>2010-2</u>	<u>2010-3</u>
Strongly Agree	1	0	0	0	0	0	0	23	0	0
Agree	2	0	0	0	0	0	0	303	0	0
Neither Agree nor Disagree	3	0	0	0	0	0	0	323	0	0
Disagree	4	0	0	0	0	0	0	492	0	0
Strongly Disagree	5	0	0	0	0	0	0	248	0	0
Can't Choose	8	0	0	0	0	0	0	35	0	0
No answer	9	0	0	0	0	0	0	6	0	0
Not applicable	0	2000	2000	2000	2023	2023	2023	614	2044	2044

B. Most politicians are in politics only for what they can get out of it personally

[VAR: POLGREED]

<u>RESPONSE</u>	<u>PUNCH</u>	<u>YEAR</u>								
		<u>2006-1</u>	<u>2006-2</u>	<u>2006-3</u>	<u>2008-1</u>	<u>2008-2</u>	<u>2008-3</u>	<u>2010-1</u>	<u>2010-2</u>	<u>2010-3</u>
Strongly Agree	1	0	0	0	0	0	0	204	0	0
Agree	2	0	0	0	0	0	0	512	0	0
Neither Agree nor Disagree	3	0	0	0	0	0	0	314	0	0
Disagree	4	0	0	0	0	0	0	324	0	0
Strongly Disagree	5	0	0	0	0	0	0	18	0	0
Can't Choose	8	0	0	0	0	0	0	52	0	0
No answer	9	0	0	0	0	0	0	6	0	0
Not applicable	0	2000	2000	2000	2023	2023	2023	614	2044	2044

REMARKS: Hand Card E5 contained punches 1-5 for GOVDOOK and POLGREED.

530. Generally speaking, how concerned are you about environmental issues? Please tell me what you think, where 1 means you are not at all concerned and 5 means you are very concerned.

HAND CARD B7

[VAR: GRNCON]

<u>RESPONSE</u>	<u>PUNCH</u>	<u>YEAR</u>								
		<u>2006-1</u>	<u>2006-2</u>	<u>2006-3</u>	<u>2008-1</u>	<u>2008-2</u>	<u>2008-3</u>	<u>2010-1</u>	<u>2010-2</u>	<u>2010-3</u>
Not at all concerned	1	0	0	0	0	0	0	60	28	0
2	2	0	0	0	0	0	0	86	33	0
3	3	0	0	0	0	0	0	349	133	0
4	4	0	0	0	0	0	0	403	139	0
Very concerned	5	0	0	0	0	0	0	506	156	0
Don't Know	8	0	0	0	0	0	0	20	12	0
No answer	9	0	0	0	0	0	0	6	0	0
Not applicable	0	2000	2000	2000	2023	2023	2023	614	1543	2044

REMARKS: Card B7 contained responses 1-5.

531. Here is a list of some different environmental problems. Which problem, if any, do you think is the most important for America as a whole?

HAND CARD B8

[VAR: ENPRBUS]

<u>RESPONSE</u>	<u>PUNCH</u>	<u>YEAR</u>								
		<u>2006-1</u>	<u>2006-2</u>	<u>2006-3</u>	<u>2008-1</u>	<u>2008-2</u>	<u>2008-3</u>	<u>2010-1</u>	<u>2010-2</u>	<u>2010-3</u>
Air pollution	1	0	0	0	0	0	0	199	79	0
Chemicals and pesticides	2	0	0	0	0	0	0	112	50	0
Water shortage	3	0	0	0	0	0	0	95	33	0
Water pollution	4	0	0	0	0	0	0	134	66	0
Nuclear waste	5	0	0	0	0	0	0	88	31	0
Domestic waste disposal	6	0	0	0	0	0	0	60	23	0
Climate change	7	0	0	0	0	0	0	127	49	0
Genetically modified foods	8	0	0	0	0	0	0	61	21	0
Using up our natural resources	9	0	0	0	0	0	0	344	74	0
None of these	10	0	0	0	0	0	0	22	8	0
Don't know/	98	0	0	0	0	0	0	181	67	0
No answer	99	0	0	0	0	0	0	7	0	0
Not Aplicable	0	2000	2000	2000	2023	2023	2023	614	1543	2044

A. Which problem, if any, affects you and your family the most?

[VAR: ENPRBFAM]

<u>RESPONSE</u>	<u>PUNCH</u>	<u>YEAR</u>								
		<u>2006-1</u>	<u>2006-2</u>	<u>2006-3</u>	<u>2008-1</u>	<u>2008-2</u>	<u>2008-3</u>	<u>2010-1</u>	<u>2010-2</u>	<u>2010-3</u>
Air pollution	1	0	0	0	0	0	0	300	117	0
Chemicals and pesticides	2	0	0	0	0	0	0	159	55	0
Water shortage	3	0	0	0	0	0	0	71	20	0
Water pollution	4	0	0	0	0	0	0	124	38	0
Nuclear waste	5	0	0	0	0	0	0	15	10	0
Domestic waste disposal	6	0	0	0	0	0	0	65	18	0
Climate change	7	0	0	0	0	0	0	85	32	0
Genetically modified foods	8	0	0	0	0	0	0	132	40	0
Using up our natural resources	9	0	0	0	0	0	0	150	42	0
None of these	10	0	0	0	0	0	0	123	58	0
Don't know/No answer/Not applicable	0	2000	2000	2000	2023	2023	2023	820	1614	2044

REMARKS: Card B8 contained responses 1-9.

532. A. How much do you feel you know about the causes of these sorts of environmental problems? Please tell me what you think, where 1 indicates you feel you know nothing at all and 5 indicates you feel you know a great deal.

HAND CARD B9

[VAR: KNWCAUSE]

<u>RESPONSE</u>	<u>PUNCH</u>	<u>YEAR</u>								
		<u>2006-1</u>	<u>2006-2</u>	<u>2006-3</u>	<u>2008-1</u>	<u>2008-2</u>	<u>2008-3</u>	<u>2010-1</u>	<u>2010-2</u>	<u>2010-3</u>
Know nothing at all	1	0	0	0	0	0	0	168	59	0
	2	0	0	0	0	0	0	229	117	0
	3	0	0	0	0	0	0	599	194	0
	4	0	0	0	0	0	0	284	80	0
Know a great deal	5	0	0	0	0	0	0	100	34	0
Don't Know	8	0	0	0	0	0	0	43	17	0
No answer	9	0	0	0	0	0	0	7	0	0
Not applicable	0	2000	2000	2000	2023	2023	2023	614	1543	2044

- B. And how much do you feel you know about solutions to these sorts of environmental problems? Please tell me what you think, where 1 indicates you feel you know nothing at all and 5 indicates you feel you know a great deal.

[VAR: KNOWSOL]

<u>RESPONSE</u>	<u>PUNCH</u>	<u>YEAR</u>								
		<u>2006-1</u>	<u>2006-2</u>	<u>2006-3</u>	<u>2008-1</u>	<u>2008-2</u>	<u>2008-3</u>	<u>2010-1</u>	<u>2010-2</u>	<u>2010-3</u>
Know nothing at all	1	0	0	0	0	0	0	262	106	0
2	2	0	0	0	0	0	0	380	156	0
3	3	0	0	0	0	0	0	538	161	0
4	4	0	0	0	0	0	0	157	35	0
Know a great deal	5	0	0	0	0	0	0	41	24	0
Don't Know	8	0	0	0	0	0	0	44	19	0
No answer	9	0	0	0	0	0	0	8	0	0
Not applicable	0	2000	2000	2000	2023	2023	2023	614	1543	2044

REMARKS: Card B9 contained responses 1-5.

533. How much do you agree or disagree with each of these statements?

- A. We believe too often in science, and not enough in feelings and faith.

[VAR: SCIFAITH]

<u>RESPONSE</u>	<u>PUNCH</u>	<u>YEAR</u>								
		<u>2006-1</u>	<u>2006-2</u>	<u>2006-3</u>	<u>2008-1</u>	<u>2008-2</u>	<u>2008-3</u>	<u>2010-1</u>	<u>2010-2</u>	<u>2010-3</u>
Strongly agree	1	0	0	0	0	0	0	128	0	0
Agree	2	0	0	0	0	0	0	468	0	0
Neither agree nor disagree	3	0	0	0	0	0	0	359	0	0
Disagree	4	0	0	0	0	0	0	314	0	0
Strongly disagree	5	0	0	0	0	0	0	106	0	0
Don't know	8	0	0	0	0	0	0	50	0	0
No answer	9	0	0	0	0	0	0	5	0	0
Not applicable	0	2000	2000	2000	2023	2023	2023	614	2044	2044

B. Overall, modern science does more harm than good.

[VAR: HARMGOOD]

<u>RESPONSE</u>	<u>PUNCH</u>	<u>YEAR</u>								
		<u>2006-1</u>	<u>2006-2</u>	<u>2006-3</u>	<u>2008-1</u>	<u>2008-2</u>	<u>2008-3</u>	<u>2010-1</u>	<u>2010-2</u>	<u>2010-3</u>
Strongly agree	1	0	0	0	38	0	0	41	0	0
Agree	2	0	0	0	140	0	0	159	0	0
Neither agree nor disagree	3	0	0	0	291	0	0	314	0	0
Disagree	4	0	0	0	621	0	0	617	0	0
Strongly disagree	5	0	0	0	240	0	0	227	0	0
Don't know	8	0	0	0	33	0	0	0	0	0
No answer	9	0	0	0	2	0	0	72	0	0
Not applicable	0	2000	2000	2000	658	2023	2023	614	2044	2044

C. Modern science will solve our environmental problems with little change to our way of life.

[VAR: SCIGRN]

<u>RESPONSE</u>	<u>PUNCH</u>	<u>YEAR</u>								
		<u>2006-1</u>	<u>2006-2</u>	<u>2006-3</u>	<u>2008-1</u>	<u>2008-2</u>	<u>2008-3</u>	<u>2010-1</u>	<u>2010-2</u>	<u>2010-3</u>
Strongly agree	1	0	0	0	0	0	0	26	0	0
Agree	2	0	0	0	0	0	0	299	0	0
Neither agree nor disagree	3	0	0	0	0	0	0	356	0	0
Disagree	4	0	0	0	0	0	0	539	0	0
Strongly disagree	5	0	0	0	0	0	0	111	0	0
Don't know	8	0	0	0	0	0	0	94	0	0
No answer	9	0	0	0	0	0	0	5	0	0
Not applicable	0	2000	2000	2000	2023	2023	2023	614	2044	2044

534. And please check one box for each of these statements to show how much you agree or disagree with it.

A. We worry too much about the future of the environment, and not enough about prices and jobs today.

[VAR: GRNECON]

<u>RESPONSE</u>	<u>PUNCH</u>	<u>YEAR</u>								
		<u>2006-1</u>	<u>2006-2</u>	<u>2006-3</u>	<u>2008-1</u>	<u>2008-2</u>	<u>2008-3</u>	<u>2010-1</u>	<u>2010-2</u>	<u>2010-3</u>
Strongly agree	1	0	0	0	0	0	0	151	0	0
Agree	2	0	0	0	0	0	0	447	0	0
Neither agree nor disagree	3	0	0	0	0	0	0	224	0	0
Disagree	4	0	0	0	0	0	0	459	0	0
Strongly disagree	5	0	0	0	0	0	0	114	0	0
Don't know	8	0	0	0	0	0	0	30	0	0
No answer	9	0	0	0	0	0	0	5	0	0
Not applicable	0	2000	2000	2000	2023	2023	2023	614	2044	2044

B. Almost everything we do in modern life harms the environment.

[VAR: HARMSEGRN]

<u>RESPONSE</u>	<u>PUNCH</u>	<u>YEAR</u>								
		<u>2006-1</u>	<u>2006-2</u>	<u>2006-3</u>	<u>2008-1</u>	<u>2008-2</u>	<u>2008-3</u>	<u>2010-1</u>	<u>2010-2</u>	<u>2010-3</u>
Strongly agree	1	0	0	0	0	0	0	96	0	0
Agree	2	0	0	0	0	0	0	601	0	0
Neither agree nor disagree	3	0	0	0	0	0	0	258	0	0
Disagree	4	0	0	0	0	0	0	385	0	0
Strongly disagree	5	0	0	0	0	0	0	41	0	0
Don't know	8	0	0	0	0	0	0	44	0	0
No answer	9	0	0	0	0	0	0	5	0	0
Not applicable	0	2000	2000	2000	2023	2023	2023	614	2044	2044

535. How much do you agree or disagree with each of the following statements.

A. People worry too much about human progress harming the environment.

[VAR: GRNPROG]

<u>RESPONSE</u>	<u>PUNCH</u>	<u>YEAR</u>								
		<u>2006-1</u>	<u>2006-2</u>	<u>2006-3</u>	<u>2008-1</u>	<u>2008-2</u>	<u>2008-3</u>	<u>2010-1</u>	<u>2010-2</u>	<u>2010-3</u>
Strongly agree	1	0	0	0	0	0	0	63	0	0
Agree	2	0	0	0	0	0	0	467	0	0
Neither agree nor disagree	3	0	0	0	0	0	0	262	0	0
Disagree	4	0	0	0	0	0	0	506	0	0
Strongly disagree	5	0	0	0	0	0	0	72	0	0
Don't know	8	0	0	0	0	0	0	55	0	0
No answer	9	0	0	0	0	0	0	5	0	0
Not applicable	0	2000	2000	2000	2023	2023	2023	614	2044	2044

B. In order to protect the environment, America needs economic growth.

[VAR: GRWTHELP]

<u>RESPONSE</u>	<u>PUNCH</u>	<u>YEAR</u>								
		<u>2006-1</u>	<u>2006-2</u>	<u>2006-3</u>	<u>2008-1</u>	<u>2008-2</u>	<u>2008-3</u>	<u>2010-1</u>	<u>2010-2</u>	<u>2010-3</u>
Strongly agree	1	0	0	0	0	0	0	127	0	0
Agree	2	0	0	0	0	0	0	682	0	0
Neither agree nor disagree	3	0	0	0	0	0	0	256	0	0
Disagree	4	0	0	0	0	0	0	259	0	0
Strongly disagree	5	0	0	0	0	0	0	29	0	0
Don't know	8	0	0	0	0	0	0	71	0	0
No answer	9	0	0	0	0	0	0	6	0	0
Not applicable	0	2000	2000	2000	2023	2023	2023	614	2044	2044

C. Economic growth always harms the environment.

[VAR: GRWTHARM]

<u>RESPONSE</u>	<u>PUNCH</u>	<u>YEAR</u>								
		<u>2006-1</u>	<u>2006-2</u>	<u>2006-3</u>	<u>2008-1</u>	<u>2008-2</u>	<u>2008-3</u>	<u>2010-1</u>	<u>2010-2</u>	<u>2010-3</u>
Strongly agree	1	0	0	0	0	0	0	26	0	0
Agree	2	0	0	0	0	0	0	210	0	0
Neither agree nor disagree	3	0	0	0	0	0	0	295	0	0
Disagree	4	0	0	0	0	0	0	755	0	0
Strongly disagree	5	0	0	0	0	0	0	75	0	0
Don't know	8	0	0	0	0	0	0	62	0	0
No answer	9	0	0	0	0	0	0	7	0	0
Not applicable	0	2000	2000	2000	2023	2023	2023	614	2044	2044

536. And please circle one number for each of these statements to show how much you agree or disagree with it. The earth cannot continue to support population growth at its present rate.

[VAR: POPGRWTH]

<u>RESPONSE</u>	<u>PUNCH</u>	<u>YEAR</u>								
		<u>2006-1</u>	<u>2006-2</u>	<u>2006-3</u>	<u>2008-1</u>	<u>2008-2</u>	<u>2008-3</u>	<u>2010-1</u>	<u>2010-2</u>	<u>2010-3</u>
Strongly agree	1	0	0	0	0	0	0	147	0	0
Agree	2	0	0	0	0	0	0	557	0	0
Neither agree nor disagree	3	0	0	0	0	0	0	280	0	0
Disagree	4	0	0	0	0	0	0	307	0	0
Strongly disagree	5	0	0	0	0	0	0	36	0	0
Can't choose	8	0	0	0	0	0	0	97	0	0
No answer	9	0	0	0	0	0	0	6	0	0
Not applicable	0	2000	2000	2000	2023	2023	2023	614	2044	2044

537. A. How willing would you be to pay much higher prices in order to protect the environment?

[VAR: GRNPRICE]

<u>RESPONSE</u>	<u>PUNCH</u>	<u>YEAR</u>								
		<u>2006-1</u>	<u>2006-2</u>	<u>2006-3</u>	<u>2008-1</u>	<u>2008-2</u>	<u>2008-3</u>	<u>2010-1</u>	<u>2010-2</u>	<u>2010-3</u>
Very willing	1	0	0	0	0	0	0	110	0	0
Fairly willing	2	0	0	0	0	0	0	527	0	0
Neither willing nor unwilling	3	0	0	0	0	0	0	293	0	0
Not very willing	4	0	0	0	0	0	0	222	0	0
Not at all willing	5	0	0	0	0	0	0	209	0	0
Don't know	8	0	0	0	0	0	0	62	0	0
No answer	9	0	0	0	0	0	0	7	0	0
Not applicable	0	2000	2000	2000	2023	2023	2023	614	2044	2044

B. And how willing would you be to pay much higher taxes in order to protect the environment?

[VAR: GRNTAXES]

<u>RESPONSE</u>	<u>PUNCH</u>	<u>YEAR</u>								
		<u>2006-1</u>	<u>2006-2</u>	<u>2006-3</u>	<u>2008-1</u>	<u>2008-2</u>	<u>2008-3</u>	<u>2010-1</u>	<u>2010-2</u>	<u>2010-3</u>
Very willing	1	0	0	0	0	0	0	82	0	0
Fairly willing	2	0	0	0	0	0	0	377	0	0
Neither willing nor unwilling	3	0	0	0	0	0	0	283	0	0
Not very willing	4	0	0	0	0	0	0	283	0	0
Not at all willing	5	0	0	0	0	0	0	343	0	0
Don't know	8	0	0	0	0	0	0	55	0	0
No answer	9	0	0	0	0	0	0	7	0	0
Not applicable	0	2000	2000	2000	2023	2023	2023	614	2044	2044

C. And how willing would you be to accept cuts in your standard of living in order to protect the environment?

[VAR: GRNSOL]

<u>RESPONSE</u>	<u>PUNCH</u>	<u>YEAR</u>								
		<u>2006-1</u>	<u>2006-2</u>	<u>2006-3</u>	<u>2008-1</u>	<u>2008-2</u>	<u>2008-3</u>	<u>2010-1</u>	<u>2010-2</u>	<u>2010-3</u>
Very willing	1	0	0	0	0	0	0	77	0	0
Fairly willing	2	0	0	0	0	0	0	409	0	0
Neither willing nor unwilling	3	0	0	0	0	0	0	288	0	0
Not very willing	4	0	0	0	0	0	0	276	0	0
Not at all willing	5	0	0	0	0	0	0	324	0	0
Don't know	8	0	0	0	0	0	0	50	0	0
No answer	9	0	0	0	0	0	0	6	0	0
Not applicable	0	2000	2000	2000	2023	2023	2023	614	2044	2044

538. How much do you agree or disagree with each of these statements?

A. It is just too difficult for someone like me to do much about the environment.

[VAR: TOODIFME]

<u>RESPONSE</u>	<u>PUNCH</u>	<u>YEAR</u>								
		<u>2006-1</u>	<u>2006-2</u>	<u>2006-3</u>	<u>2008-1</u>	<u>2008-2</u>	<u>2008-3</u>	<u>2010-1</u>	<u>2010-2</u>	<u>2010-3</u>
Strongly agree	1	0	0	0	0	0	0	88	30	0
Agree	2	0	0	0	0	0	0	340	99	0
Neither agree nor disagree	3	0	0	0	0	0	0	214	85	0
Disagree	4	0	0	0	0	0	0	613	218	0
Strongly disagree	5	0	0	0	0	0	0	127	56	0
Don't know	8	0	0	0	0	0	0	40	13	0
No answer	9	0	0	0	0	0	0	8	0	0
Not applicable	0	2000	2000	2000	2023	2023	2023	614	1543	2044

B. I do what is right for the environment, even when it costs more money or takes more time.

[VAR: IHLPRN]

<u>RESPONSE</u>	<u>PUNCH</u>	<u>YEAR</u>								
		<u>2006-1</u>	<u>2006-2</u>	<u>2006-3</u>	<u>2008-1</u>	<u>2008-2</u>	<u>2008-3</u>	<u>2010-1</u>	<u>2010-2</u>	<u>2010-3</u>
Strongly agree	1	0	0	0	0	0	0	83	43	0
Agree	2	0	0	0	0	0	0	681	249	0
Neither agree nor disagree	3	0	0	0	0	0	0	330	117	0
Disagree	4	0	0	0	0	0	0	265	70	0
Strongly disagree	5	0	0	0	0	0	0	26	6	0
Don't know	8	0	0	0	0	0	0	38	16	0
No answer	9	0	0	0	0	0	0	7	0	0
Not applicable	0	2000	2000	2000	2023	2023	2023	614	1543	2044

540. How much do you agree or disagree with each of these statements?

HAND CARD B12

A. There are more important things to do in life than protect the environment.

[VAR: IMPGRN]

<u>RESPONSE</u>	<u>PUNCH</u>	<u>YEAR</u>								
		<u>2006-1</u>	<u>2006-2</u>	<u>2006-3</u>	<u>2008-1</u>	<u>2008-2</u>	<u>2008-3</u>	<u>2010-1</u>	<u>2010-2</u>	<u>2010-3</u>
Strongly agree	1	0	0	0	0	0	0	38	0	0
Agree	2	0	0	0	0	0	0	301	0	0
Neither agree nor disagree	3	0	0	0	0	0	0	299	0	0
Disagree	4	0	0	0	0	0	0	616	0	0
Strongly disagree	5	0	0	0	0	0	0	134	0	0
Can't choose	8	0	0	0	0	0	0	32	0	0
No answer	9	0	0	0	0	0	0	10	0	0
Not applicable	0	2000	2000	2000	2023	2023	2023	614	2044	2044

B. There is no point in doing what I can for the environment unless others do the same.

[VAR: OTHSSAME]

<u>RESPONSE</u>	<u>PUNCH</u>	<u>YEAR</u>								
		<u>2006-1</u>	<u>2006-2</u>	<u>2006-3</u>	<u>2008-1</u>	<u>2008-2</u>	<u>2008-3</u>	<u>2010-1</u>	<u>2010-2</u>	<u>2010-3</u>
Strongly agree	1	0	0	0	0	0	0	66	0	0
Agree	2	0	0	0	0	0	0	335	0	0
Neither agree nor disagree	3	0	0	0	0	0	0	121	0	0
Disagree	4	0	0	0	0	0	0	688	0	0
Strongly disagree	5	0	0	0	0	0	0	189	0	0
Can't choose	8	0	0	0	0	0	0	23	0	0
No answer	9	0	0	0	0	0	0	8	0	0
Not applicable	0	2000	2000	2000	2023	2023	2023	614	2044	2044

C. Many of the claims about environmental threats are exaggerated.

[VAR: GRNEXAGG]

<u>RESPONSE</u>	<u>PUNCH</u>	<u>YEAR</u>								
		<u>2006-1</u>	<u>2006-2</u>	<u>2006-3</u>	<u>2008-1</u>	<u>2008-2</u>	<u>2008-3</u>	<u>2010-1</u>	<u>2010-2</u>	<u>2010-3</u>
Strongly agree	1	0	0	0	0	0	0	85	0	0
Agree	2	0	0	0	0	0	0	393	0	0
Neither agree nor disagree	3	0	0	0	0	0	0	257	0	0
Disagree	4	0	0	0	0	0	0	488	0	0
Strongly disagree	5	0	0	0	0	0	0	120	0	0
Can't choose	8	0	0	0	0	0	0	79	0	0
No answer	9	0	0	0	0	0	0	8	0	0
Not applicable	0	2000	2000	2000	2023	2023	2023	614	2044	2044

D. I find it hard to know whether the way I live is helpful or harmful to the environment.

[VAR: HELPHARM]

<u>RESPONSE</u>	<u>PUNCH</u>	<u>YEAR</u>								
		<u>2006-1</u>	<u>2006-2</u>	<u>2006-3</u>	<u>2008-1</u>	<u>2008-2</u>	<u>2008-3</u>	<u>2010-1</u>	<u>2010-2</u>	<u>2010-3</u>
Agree strongly	1	0	0	0	0	0	0	34	0	0
Agree	2	0	0	0	0	0	0	409	0	0
Neither agree nor disagree	3	0	0	0	0	0	0	316	0	0
Disagree strongly	4	0	0	0	0	0	0	534	0	0
Disagree	5	0	0	0	0	0	0	70	0	0
Don't Know	8	0	0	0	0	0	0	60	0	0
No answer	9	0	0	0	0	0	0	7	0	0
Not applicable	0	2000	2000	2000	2023	2023	2023	614	2044	2044

E. Environmental problems have a direct effect on my everyday life.

[VAR: GRNEFFME]

<u>RESPONSE</u>	<u>PUNCH</u>	<u>YEAR</u>								
		<u>2006-1</u>	<u>2006-2</u>	<u>2006-3</u>	<u>2008-1</u>	<u>2008-2</u>	<u>2008-3</u>	<u>2010-1</u>	<u>2010-2</u>	<u>2010-3</u>
Agree strongly	1	0	0	0	0	0	0	88	0	0
Agree	2	0	0	0	0	0	0	577	0	0
Neither agree nor disagree	3	0	0	0	0	0	0	283	0	0
Disagree strongly	4	0	0	0	0	0	0	393	0	0
Disagree	5	0	0	0	0	0	0	36	0	0
Don't Know	8	0	0	0	0	0	0	47	0	0
No answer	9	0	0	0	0	0	0	6	0	0
Not applicable	0	2000	2000	2000	2023	2023	2023	614	2044	2044

REMARKS: Card B12 contained responses 1-5.

541. A. In general, do you think that air pollution caused by industry is...

[VAR: INDUSGEN]

<u>RESPONSE</u>	<u>PUNCH</u>	<u>YEAR</u>								
		<u>2006-1</u>	<u>2006-2</u>	<u>2006-3</u>	<u>2008-1</u>	<u>2008-2</u>	<u>2008-3</u>	<u>2010-1</u>	<u>2010-2</u>	<u>2010-3</u>
Extremely dangerous for the environment	1	0	0	0	0	0	0	377	0	0
Very dangerous	2	0	0	0	0	0	0	545	0	0
Somewhat dangerous	3	0	0	0	0	0	0	417	0	0
Not very dangerous	4	0	0	0	0	0	0	48	0	0
Not dangerous at all for the environment	5	0	0	0	0	0	0	4	0	0
Don't know	8	0	0	0	0	0	0	32	0	0
No answer	9	0	0	0	0	0	0	7	0	0
Not applicable	0	2000	2000	2000	2023	2023	2023	614	2044	2044

B. In general, do you think that pesticides and chemicals used in farming are...

[VAR: CHEMGEN]

<u>RESPONSE</u>	<u>PUNCH</u>	<u>YEAR</u>								
		<u>2006-1</u>	<u>2006-2</u>	<u>2006-3</u>	<u>2008-1</u>	<u>2008-2</u>	<u>2008-3</u>	<u>2010-1</u>	<u>2010-2</u>	<u>2010-3</u>
Extremely dangerous for the environment	1	0	0	0	0	0	0	277	0	0
Very dangerous	2	0	0	0	0	0	0	464	0	0
Somewhat dangerous	3	0	0	0	0	0	0	525	0	0
Not very dangerous	4	0	0	0	0	0	0	103	0	0
Not dangerous at all for the environment	5	0	0	0	0	0	0	7	0	0
Don't know	8	0	0	0	0	0	0	47	0	0
No answer	9	0	0	0	0	0	0	7	0	0
Not applicable	0	2000	2000	2000	2023	2023	2023	614	2044	2044

C. In general, do you think that pollution of America's rivers, lakes, and streams is...

[VAR: WATERGEN]

<u>RESPONSE</u>	<u>PUNCH</u>	<u>YEAR</u>								
		<u>2006-1</u>	<u>2006-2</u>	<u>2006-3</u>	<u>2008-1</u>	<u>2008-2</u>	<u>2008-3</u>	<u>2010-1</u>	<u>2010-2</u>	<u>2010-3</u>
Extremely dangerous for the environment	1	0	0	0	0	0	0	426	0	0
Very dangerous	2	0	0	0	0	0	0	549	0	0
Somewhat dangerous	3	0	0	0	0	0	0	353	0	0
Not very dangerous	4	0	0	0	0	0	0	51	0	0
Not dangerous at all for the environment	5	0	0	0	0	0	0	10	0	0
Don't know	8	0	0	0	0	0	0	35	0	0
No answer	9	0	0	0	0	0	0	6	0	0
Not applicable	0	2000	2000	2000	2023	2023	2023	614	2044	2044

D. In general, do you think that a rise in the world's temperature caused by climate change is . . .

[VAR: TEMPGEN1]

<u>RESPONSE</u>	<u>PUNCH</u>	<u>YEAR</u>								
		<u>2006-1</u>	<u>2006-2</u>	<u>2006-3</u>	<u>2008-1</u>	<u>2008-2</u>	<u>2008-3</u>	<u>2010-1</u>	<u>2010-2</u>	<u>2010-3</u>
Extremely dangerous for the environment	1	0	0	0	0	0	0	286	0	0
Very dangerous	2	0	0	0	0	0	0	364	0	0
Somewhat dangerous	3	0	0	0	0	0	0	416	0	0
Not very dangerous	4	0	0	0	0	0	0	181	0	0
Not dangerous at all for the environment	5	0	0	0	0	0	0	78	0	0
Don't Know	8	0	0	0	0	0	0	100	0	0
No answer	9	0	0	0	0	0	0	5	0	0
Not applicable	0	2000	2000	2000	2023	2023	2023	614	2044	2044

E. Do you think that modifying the genes of certain crops is:

[VAR: GENEKEN]

<u>RESPONSE</u>	<u>PUNCH</u>	<u>YEAR</u>								
		<u>2006-1</u>	<u>2006-2</u>	<u>2006-3</u>	<u>2008-1</u>	<u>2008-2</u>	<u>2008-3</u>	<u>2010-1</u>	<u>2010-2</u>	<u>2010-3</u>
Extremely dangerous for the environment	1	0	0	0	0	0	0	123	0	0
Very dangerous	2	0	0	0	0	0	0	246	0	0
Somewhat dangerous	3	0	0	0	0	0	0	455	0	0
Not very dangerous	4	0	0	0	0	0	0	287	0	0
Not dangerous at all for the environment	5	0	0	0	0	0	0	74	0	0
Can't choose	8	0	0	0	0	0	0	241	0	0
No answer	9	0	0	0	0	0	0	4	0	0
Not applicable	0	2000	2000	2000	2023	2023	2023	614	2044	2044

F. In general, do you think that nuclear power stations are...

[VAR: NUKEGEN]

<u>RESPONSE</u>	<u>PUNCH</u>	<u>YEAR</u>								
		<u>2006-1</u>	<u>2006-2</u>	<u>2006-3</u>	<u>2008-1</u>	<u>2008-2</u>	<u>2008-3</u>	<u>2010-1</u>	<u>2010-2</u>	<u>2010-3</u>
Extremely dangerous for the environment	1	0	0	0	0	0	0	277	0	0
Very dangerous	2	0	0	0	0	0	0	336	0	0
Somewhat dangerous	3	0	0	0	0	0	0	442	0	0
Not very dangerous	4	0	0	0	0	0	0	210	0	0
Not dangerous at all for the environment	5	0	0	0	0	0	0	66	0	0
Don't know	8	0	0	0	0	0	0	95	0	0
No answer	9	0	0	0	0	0	0	4	0	0
Not applicable	0	2000	2000	2000	2023	2023	2023	614	2044	2044

542. A. If you had to choose, which one of the following would be closest to your views? Government should let ordinary people decide for themselves how to protect the environment, even if it means they don't always do the right thing, or government should pass laws to make ordinary people protect the environment, even if it interferes with people's right to make their own decisions.

[VAR: PUBDECID]

RESPONSE	PUNCH	YEAR								
		2006-1	2006-2	2006-3	2008-1	2008-2	2008-3	2010-1	2010-2	2010-3
Government should let ordinary people decide	1	0	0	0	0	0	0	385	0	0
Government should pass laws	2	0	0	0	0	0	0	647	0	0
Don't know	8	0	0	0	0	0	0	386	0	0
No answer	9	0	0	0	0	0	0	12	0	0
Not applicable	0	2000	2000	2000	2023	2023	2023	614	2044	2044

- B. And which one of the following closest to your views? Government should let businesses decide for themselves how to protect the environment, even if it means they don't always do the right thing, or government should pass laws to make businesses protect the environment, even if it interferes with business' right to make their own decisions.

[VAR: BUSDECID]

RESPONSE	PUNCH	YEAR								
		2006-1	2006-2	2006-3	2008-1	2008-2	2008-3	2010-1	2010-2	2010-3
Government should let businesses decide	1	0	0	0	0	0	0	151	0	0
Government should pass laws	2	0	0	0	0	0	0	1043	0	0
Don't know	8	0	0	0	0	0	0	227	0	0
No answer	9	0	0	0	0	0	0	9	0	0
Not applicable	0	2000	2000	2000	2023	2023	2023	614	2044	2044

- C. Some countries are doing more to protect the world environment than other countries are. In general, do you think that America is doing...

[VAR: USDOENUF]

RESPONSE	PUNCH	YEAR								
		2006-1	2006-2	2006-3	2008-1	2008-2	2008-3	2010-1	2010-2	2010-3
More than enough	1	0	0	0	0	0	0	129	0	0
About the right amount	2	0	0	0	0	0	0	473	0	0
Too little	3	0	0	0	0	0	0	693	0	0
Don't know	8	0	0	0	0	0	0	130	0	0
No answer	9	0	0	0	0	0	0	5	0	0
Not applicable	0	2000	2000	2000	2023	2023	2023	614	2044	2044

543 A. Which of these approaches do you think would be the best way of getting business and industry in America to protect the environment?

HAND CARD B13

[VAR: BUSGRN]

<u>RESPONSE</u>	<u>PUNCH</u>	<u>YEAR</u>								
		<u>2006-1</u>	<u>2006-2</u>	<u>2006-3</u>	<u>2008-1</u>	<u>2008-2</u>	<u>2008-3</u>	<u>2010-1</u>	<u>2010-2</u>	<u>2010-3</u>
Heavy fines for businesses that damage the environment	1	0	0	0	0	0	0	493	190	0
Use the tax system to reward businesses that protect the environment	2	0	0	0	0	0	0	410	116	0
More information and education for businesses about the advantages of protecting the environment	3	0	0	0	0	0	0	400	137	0
Don't Know	8	0	0	0	0	0	0	122	58	0
No answer	9	0	0	0	0	0	0	5	0	0
Not applicable	0	2000	2000	2000	2023	2023	2023	614	1543	2044

B. Which of these approaches do you think would be the best way of getting people and their families in America to protect the environment?

[VAR: PEOGRN]

<u>RESPONSE</u>	<u>PUNCH</u>	<u>YEAR</u>								
		<u>2006-1</u>	<u>2006-2</u>	<u>2006-3</u>	<u>2008-1</u>	<u>2008-2</u>	<u>2008-3</u>	<u>2010-1</u>	<u>2010-2</u>	<u>2010-3</u>
Heavy fines for businesses that damage the environment	1	0	0	0	0	0	0	206	55	0
Use the tax system to reward businesses that protect the environment	2	0	0	0	0	0	0	441	111	0
More information and education for businesses	3	0	0	0	0	0	0	676	290	0
Don't Know	8	0	0	0	0	0	0	102	45	0
No answer	9	0	0	0	0	0	0	5	0	0
Not applicable	0	2000	2000	2000	2023	2023	2023	614	1543	2044

REMARKS: Card B13 contained responses 1-3.

544. To which of the following should America give priority in order to meet its future energy needs?

HAND CARD B18

[VAR: ENERGY]

<u>RESPONSE</u>	<u>PUNCH</u>	<u>YEAR</u>								
		<u>2006-1</u>	<u>2006-2</u>	<u>2006-3</u>	<u>2008-1</u>	<u>2008-2</u>	<u>2008-3</u>	<u>2010-1</u>	<u>2010-2</u>	<u>2010-3</u>
Coal, oil and natural gas	1	0	0	0	0	0	0	170	0	0
Nuclear power	2	0	0	0	0	0	0	144	0	0
Solar, wind or water power	3	0	0	0	0	0	0	650	0	0
Fuels made from crops	4	0	0	0	0	0	0	57	0	0
Fuels made from waste	5	0	0	0	0	0	0	162	0	0
None of them	6	0	0	0	0	0	0	25	0	0
Can't choose	7	0	0	0	0	0	0	204	0	0
Don't Know	8	0	0	0	0	0	0	12	0	0
No answer	9	0	0	0	0	0	0	6	0	0
Not applicable	0	2000	2000	2000	2023	2023	2023	614	2044	2044

REMARKS: Card B18 contained responses 1-7.

545. How much do you agree or disagree with each of these statements?

A. For environmental problems, there should be international agreements that America and other countries should be made to follow.

[VAR: GRNINTL]

<u>RESPONSE</u>	<u>PUNCH</u>	<u>YEAR</u>								
		<u>2006-1</u>	<u>2006-2</u>	<u>2006-3</u>	<u>2008-1</u>	<u>2008-2</u>	<u>2008-3</u>	<u>2010-1</u>	<u>2010-2</u>	<u>2010-3</u>
Strongly agree	1	0	0	0	0	0	0	354	0	0
Agree	2	0	0	0	0	0	0	711	0	0
Neither agree nor disagree	3	0	0	0	0	0	0	184	0	0
Disagree	4	0	0	0	0	0	0	58	0	0
Strongly disagree	5	0	0	0	0	0	0	33	0	0
Can't choose	8	0	0	0	0	0	0	83	0	0
No answer	9	0	0	0	0	0	0	7	0	0
Not applicable	0	2000	2000	2000	2023	2023	2023	614	2044	2044

B. Poorer countries should be expected to make less effort than richer countries to protect the environment.

[VAR: LDCGRN]

<u>RESPONSE</u>	<u>PUNCH</u>	<u>YEAR</u>								
		<u>2006-1</u>	<u>2006-2</u>	<u>2006-3</u>	<u>2008-1</u>	<u>2008-2</u>	<u>2008-3</u>	<u>2010-1</u>	<u>2010-2</u>	<u>2010-3</u>
Strongly agree	1	0	0	0	0	0	0	31	0	0
Agree	2	0	0	0	0	0	0	202	0	0
Neither agree nor disagree	3	0	0	0	0	0	0	202	0	0
Disagree	4	0	0	0	0	0	0	737	0	0
Strongly disagree	5	0	0	0	0	0	0	173	0	0
Can't choose	8	0	0	0	0	0	0	78	0	0
No answer	9	0	0	0	0	0	0	7	0	0
Not applicable	0	2000	2000	2000	2023	2023	2023	614	2044	2044

C. Economic progress in America will slow down unless we look after the environment better.

[VAR: ECONGRN]

<u>RESPONSE</u>	<u>PUNCH</u>	<u>YEAR</u>								
		<u>2006-1</u>	<u>2006-2</u>	<u>2006-3</u>	<u>2008-1</u>	<u>2008-2</u>	<u>2008-3</u>	<u>2010-1</u>	<u>2010-2</u>	<u>2010-3</u>
Strongly agree	1	0	0	0	0	0	0	122	0	0
Agree	2	0	0	0	0	0	0	621	0	0
Neither agree nor disagree	3	0	0	0	0	0	0	293	0	0
Disagree	4	0	0	0	0	0	0	268	0	0
Strongly disagree	5	0	0	0	0	0	0	34	0	0
Can't choose	8	0	0	0	0	0	0	85	0	0
No answer	9	0	0	0	0	0	0	7	0	0
Not applicable	0	2000	2000	2000	2023	2023	2023	614	2044	2044

546. A. How often do you make a special effort to sort glass or cans or plastic or papers and so on for recycling?

HAND CARD B20

[VAR: RECYCLE]

<u>RESPONSE</u>	<u>PUNCH</u>	<u>YEAR</u>								
		<u>2006-1</u>	<u>2006-2</u>	<u>2006-3</u>	<u>2008-1</u>	<u>2008-2</u>	<u>2008-3</u>	<u>2010-1</u>	<u>2010-2</u>	<u>2010-3</u>
Always	1	0	0	0	0	0	0	563	0	0
Often	2	0	0	0	0	0	0	324	0	0
Sometimes	3	0	0	0	0	0	0	317	0	0
Never	4	0	0	0	0	0	0	190	0	0
Recycling not available where I live	5	0	0	0	0	0	0	28	0	0
Don't know	8	0	0	0	0	0	0	1	0	0
No answer	9	0	0	0	0	0	0	7	0	0
Not applicable	0	2000	2000	2000	2023	2023	2023	614	2044	2044

B. And how often do you make a special effort to buy fruits and vegetables grown without pesticides or chemicals?

[VAR: CHEMFREE]

<u>RESPONSE</u>	<u>PUNCH</u>	<u>YEAR</u>								
		<u>2006-1</u>	<u>2006-2</u>	<u>2006-3</u>	<u>2008-1</u>	<u>2008-2</u>	<u>2008-3</u>	<u>2010-1</u>	<u>2010-2</u>	<u>2010-3</u>
Always	1	0	0	0	0	0	0	151	0	0
Often	2	0	0	0	0	0	0	341	0	0
Sometimes	3	0	0	0	0	0	0	469	0	0
Never	4	0	0	0	0	0	0	424	0	0
Not available where I live	5	0	0	0	0	0	0	19	0	0
Don't know	8	0	0	0	0	0	0	17	0	0
No answer	9	0	0	0	0	0	0	9	0	0
Not applicable	0	2000	2000	2000	2023	2023	2023	614	2044	2044

C. And how often do you cut back on driving a car for environmental reasons?

[VAR: DRIVLESS]

<u>RESPONSE</u>	<u>PUNCH</u>	<u>YEAR</u>								
		<u>2006-1</u>	<u>2006-2</u>	<u>2006-3</u>	<u>2008-1</u>	<u>2008-2</u>	<u>2008-3</u>	<u>2010-1</u>	<u>2010-2</u>	<u>2010-3</u>
Always	1	0	0	0	0	0	0	64	0	0
Often	2	0	0	0	0	0	0	193	0	0
Sometimes	3	0	0	0	0	0	0	427	0	0
Never	4	0	0	0	0	0	0	637	0	0
I do not have or cannot drive a car	5	0	0	0	0	0	0	98	0	0
Don't know	8	0	0	0	0	0	0	4	0	0
No answer	9	0	0	0	0	0	0	7	0	0
Not applicable	0	2000	2000	2000	2023	2023	2023	614	2044	2044

D. How often do you reduce the energy or fuel you use at home for environmental reasons?

[VAR: REDCEHME]

<u>RESPONSE</u>	<u>PUNCH</u>	<u>YEAR</u>								
		<u>2006-1</u>	<u>2006-2</u>	<u>2006-3</u>	<u>2008-1</u>	<u>2008-2</u>	<u>2008-3</u>	<u>2010-1</u>	<u>2010-2</u>	<u>2010-3</u>
Always	1	0	0	0	0	0	0	165	0	0
Often	2	0	0	0	0	0	0	440	0	0
Sometimes	3	0	0	0	0	0	0	450	0	0
Never	4	0	0	0	0	0	0	362	0	0
Don't Know	8	0	0	0	0	0	0	6	0	0
No answer	9	0	0	0	0	0	0	7	0	0
Not applicable	0	2000	2000	2000	2023	2023	2023	614	2044	2044

E. And how often do you choose to save or re-use water for environmental reasons?

[VAR: H2OLESS]

<u>RESPONSE</u>	<u>PUNCH</u>	<u>YEAR</u>								
		<u>2006-1</u>	<u>2006-2</u>	<u>2006-3</u>	<u>2008-1</u>	<u>2008-2</u>	<u>2008-3</u>	<u>2010-1</u>	<u>2010-2</u>	<u>2010-3</u>
Always	1	0	0	0	0	0	0	94	0	0
Often	2	0	0	0	0	0	0	308	0	0
Sometimes	3	0	0	0	0	0	0	386	0	0
Never	4	0	0	0	0	0	0	631	0	0
Don't Know	8	0	0	0	0	0	0	3	0	0
Refused	9	0	0	0	0	0	0	8	0	0
Not applicable	0	2000	2000	2000	2023	2023	2023	614	2044	2044

F. And how often do you avoid buying certain products for environmental reasons?

[VAR: NOBUYGRN]

<u>RESPONSE</u>	<u>PUNCH</u>	<u>YEAR</u>								
		<u>2006-1</u>	<u>2006-2</u>	<u>2006-3</u>	<u>2008-1</u>	<u>2008-2</u>	<u>2008-3</u>	<u>2010-1</u>	<u>2010-2</u>	<u>2010-3</u>
Always	1	0	0	0	0	0	0	105	0	0
Often	2	0	0	0	0	0	0	351	0	0
Sometimes	3	0	0	0	0	0	0	540	0	0
Never	4	0	0	0	0	0	0	411	0	0
Don't Know	8	0	0	0	0	0	0	16	0	0
No answer	9	0	0	0	0	0	0	7	0	0
Not applicable	0	2000	2000	2000	2023	2023	2023	614	2044	2044

REMARKS: Card B20 contained responses 1-4.

547. Are you a member of any group whose main aim is to preserve or protect the environment?

[VAR: GRNGROUP]

<u>RESPONSE</u>	<u>PUNCH</u>	<u>YEAR</u>								
		<u>2006-1</u>	<u>2006-2</u>	<u>2006-3</u>	<u>2008-1</u>	<u>2008-2</u>	<u>2008-3</u>	<u>2010-1</u>	<u>2010-2</u>	<u>2010-3</u>
Yes	1	0	0	0	0	0	0	78	0	0
No	2	0	0	0	0	0	0	1344	0	0
Don't know	8	0	0	0	0	0	0	2	0	0
No answer	9	0	0	0	0	0	0	6	0	0
Not applicable	0	2000	2000	2000	2023	2023	2023	614	2044	2044

548. In the last five years, have you...

A. ...signed a petition about an environmental issue?

[VAR: GRNSIGN]

<u>RESPONSE</u>	<u>PUNCH</u>	<u>YEAR</u>								
		<u>2006-1</u>	<u>2006-2</u>	<u>2006-3</u>	<u>2008-1</u>	<u>2008-2</u>	<u>2008-3</u>	<u>2010-1</u>	<u>2010-2</u>	<u>2010-3</u>
Yes, I have	1	0	0	0	0	0	0	238	116	0
No, I have not	2	0	0	0	0	0	0	1165	377	0
Don't know	8	0	0	0	0	0	0	21	7	0
No answer	9	0	0	0	0	0	0	6	1	0
Not applicable	0	2000	2000	2000	2023	2023	2023	614	1543	2044

B. ...given money to an environmental group?

[VAR: GRNMONEY]

<u>RESPONSE</u>	<u>PUNCH</u>	<u>YEAR</u>								
		<u>2006-1</u>	<u>2006-2</u>	<u>2006-3</u>	<u>2008-1</u>	<u>2008-2</u>	<u>2008-3</u>	<u>2010-1</u>	<u>2010-2</u>	<u>2010-3</u>
Yes, I have	1	0	0	0	0	0	0	258	97	0
No, I have not	2	0	0	0	0	0	0	1157	398	0
Don't know	8	0	0	0	0	0	0	9	6	0
No answer	9	0	0	0	0	0	0	6	0	0
Not applicable	0	2000	2000	2000	2023	2023	2023	614	1543	2044

C. ...taken part in a protest or demonstration about an environmental issue?

[VAR: GRNDEMO]

<u>RESPONSE</u>	<u>PUNCH</u>	<u>YEAR</u>								
		<u>2006-1</u>	<u>2006-2</u>	<u>2006-3</u>	<u>2008-1</u>	<u>2008-2</u>	<u>2008-3</u>	<u>2010-1</u>	<u>2010-2</u>	<u>2010-3</u>
Yes, I have	1	0	0	0	0	0	0	31	10	0
No, I have not	2	0	0	0	0	0	0	1390	491	0
Don't know	8	0	0	0	0	0	0	2	0	0
No answer	9	0	0	0	0	0	0	7	0	0
Not applicable	0	2000	2000	2000	2023	2023	2023	614	1543	2044

REMARKS: The "yes" responses are overestimated on the GRNMONEY variable in 1993. This variable should be used with caution. For details, see GSS Methodological Report No. 78.

549. How much do you agree or disagree with each of these statements?

A. There are more important things to do in life than protect the environment.

[VAR: IMPGRN]

<u>RESPONSE</u>	<u>PUNCH</u>	<u>YEAR</u>								
		<u>2006-1</u>	<u>2006-2</u>	<u>2006-3</u>	<u>2008-1</u>	<u>2008-2</u>	<u>2008-3</u>	<u>2010-1</u>	<u>2010-2</u>	<u>2010-3</u>
Strongly agree	1	0	0	0	0	0	0	38	0	0
Agree	2	0	0	0	0	0	0	301	0	0
Neither agree nor disagree	3	0	0	0	0	0	0	299	0	0
Disagree	4	0	0	0	0	0	0	616	0	0
Strongly disagree	5	0	0	0	0	0	0	134	0	0
Can't choose	8	0	0	0	0	0	0	32	0	0
No answer	9	0	0	0	0	0	0	10	0	0
Not applicable	0	2000	2000	2000	2023	2023	2023	614	2044	2044

B. There is no point in doing what I can for the environment unless others do the same.

[VAR: OTHSSAME]

<u>RESPONSE</u>	<u>PUNCH</u>	<u>YEAR</u>								
		<u>2006-1</u>	<u>2006-2</u>	<u>2006-3</u>	<u>2008-1</u>	<u>2008-2</u>	<u>2008-3</u>	<u>2010-1</u>	<u>2010-2</u>	<u>2010-3</u>
Strongly agree	1	0	0	0	0	0	0	66	0	0
Agree	2	0	0	0	0	0	0	335	0	0
Neither agree nor disagree	3	0	0	0	0	0	0	121	0	0
Disagree	4	0	0	0	0	0	0	688	0	0
Strongly disagree	5	0	0	0	0	0	0	189	0	0
Can't choose	8	0	0	0	0	0	0	23	0	0
No answer	9	0	0	0	0	0	0	8	0	0
Not applicable	0	2000	2000	2000	2023	2023	2023	614	2044	2044

C. Many of the claims about environmental threats are exaggerated.

[VAR: GRNEXAGG]

<u>RESPONSE</u>	<u>PUNCH</u>	<u>YEAR</u>								
		<u>2006-1</u>	<u>2006-2</u>	<u>2006-3</u>	<u>2008-1</u>	<u>2008-2</u>	<u>2008-3</u>	<u>2010-1</u>	<u>2010-2</u>	<u>2010-3</u>
Strongly agree	1	0	0	0	0	0	0	85	0	0
Agree	2	0	0	0	0	0	0	393	0	0
Neither agree nor disagree	3	0	0	0	0	0	0	257	0	0
Disagree	4	0	0	0	0	0	0	488	0	0
Strongly disagree	5	0	0	0	0	0	0	120	0	0
Can't choose	8	0	0	0	0	0	0	79	0	0
No answer	9	0	0	0	0	0	0	8	0	0
Not applicable	0	2000	2000	2000	2023	2023	2023	614	2044	2044

550. How much trust do you have in each of the following groups to give you correct information about causes of pollution?

A. Business and industry

[VAR: INFOBIZ]

<u>RESPONSE</u>	<u>PUNCH</u>	<u>YEAR</u>								
		<u>2006-1</u>	<u>2006-2</u>	<u>2006-3</u>	<u>2008-1</u>	<u>2008-2</u>	<u>2008-3</u>	<u>2010-1</u>	<u>2010-2</u>	<u>2010-3</u>
A great deal of trust	1	0	0	0	0	0	0	0	7	0
Quite a lot of trust	2	0	0	0	0	0	0	0	20	0
Some trust	3	0	0	0	0	0	0	0	131	0
Not much trust	4	0	0	0	0	0	0	0	200	0
Hardly any trust	5	0	0	0	0	0	0	0	124	0
Don't know	8	0	0	0	0	0	0	0	19	0
No answer	9	0	0	0	0	0	0	0	0	0
Not applicable	0	2000	2000	2000	2023	2023	2023	2044	1543	2044

B. Environmental groups

[VAR: INFOGRN]

<u>RESPONSE</u>	<u>PUNCH</u>	<u>YEAR</u>								
		<u>2006-1</u>	<u>2006-2</u>	<u>2006-3</u>	<u>2008-1</u>	<u>2008-2</u>	<u>2008-3</u>	<u>2010-1</u>	<u>2010-2</u>	<u>2010-3</u>
A great deal of trust	1	0	0	0	0	0	0	0	43	0
Quite a lot of trust	2	0	0	0	0	0	0	0	88	0
Some trust	3	0	0	0	0	0	0	0	244	0
Not much trust	4	0	0	0	0	0	0	0	78	0
Hardly any trust	5	0	0	0	0	0	0	0	34	0
Don't know	8	0	0	0	0	0	0	0	14	0
No answer	9	0	0	0	0	0	0	0	0	0
Not applicable	0	2000	2000	2000	2023	2023	2023	2044	1543	2044

C. Government departments

[VAR: INFOGOVT]

<u>RESPONSE</u>	<u>PUNCH</u>	<u>YEAR</u>								
		<u>2006-1</u>	<u>2006-2</u>	<u>2006-3</u>	<u>2008-1</u>	<u>2008-2</u>	<u>2008-3</u>	<u>2010-1</u>	<u>2010-2</u>	<u>2010-3</u>
A great deal of trust	1	0	0	0	0	0	0	0	15	0
Quite a lot of trust	2	0	0	0	0	0	0	0	23	0
Some trust	3	0	0	0	0	0	0	0	223	0
Not much trust	4	0	0	0	0	0	0	0	136	0
Hardly any trust	5	0	0	0	0	0	0	0	90	0
Don't know	8	0	0	0	0	0	0	0	14	0
No answer	9	0	0	0	0	0	0	0	0	0
Not applicable	0	2000	2000	2000	2023	2023	2023	2044	1543	2044

D. Newspapers

[VAR: INFONEWS]

<u>RESPONSE</u>	<u>PUNCH</u>	<u>YEAR</u>								
		<u>2006-1</u>	<u>2006-2</u>	<u>2006-3</u>	<u>2008-1</u>	<u>2008-2</u>	<u>2008-3</u>	<u>2010-1</u>	<u>2010-2</u>	<u>2010-3</u>
A great deal of trust	1	0	0	0	0	0	0	0	10	0
Quite a lot of trust	2	0	0	0	0	0	0	0	53	0
Some trust	3	0	0	0	0	0	0	0	249	0
Not much trust	4	0	0	0	0	0	0	0	107	0
Hardly any trust	5	0	0	0	0	0	0	0	59	0
Don't know	8	0	0	0	0	0	0	0	23	0
No answer	9	0	0	0	0	0	0	0	0	0
Not applicable	0	2000	2000	2000	2023	2023	2023	2044	1543	2044

E. Radio or TV programs

[VAR: INFOTV]

<u>RESPONSE</u>	<u>PUNCH</u>	<u>YEAR</u>								
		<u>2006-1</u>	<u>2006-2</u>	<u>2006-3</u>	<u>2008-1</u>	<u>2008-2</u>	<u>2008-3</u>	<u>2010-1</u>	<u>2010-2</u>	<u>2010-3</u>
A great deal of trust	1	0	0	0	0	0	0	0	13	0
Quite a lot of trust	2	0	0	0	0	0	0	0	53	0
Some trust	3	0	0	0	0	0	0	0	262	0
Not much trust	4	0	0	0	0	0	0	0	112	0
Hardly any trust	5	0	0	0	0	0	0	0	45	0
Don't know	8	0	0	0	0	0	0	0	16	0
No answer	9	0	0	0	0	0	0	0	0	0
Not applicable	0	2000	2000	2000	2023	2023	2023	2044	1543	2044

F. University research centers

[VAR: INFOCOL]

<u>RESPONSE</u>	<u>PUNCH</u>	<u>YEAR</u>								
		<u>2006-1</u>	<u>2006-2</u>	<u>2006-3</u>	<u>2008-1</u>	<u>2008-2</u>	<u>2008-3</u>	<u>2010-1</u>	<u>2010-2</u>	<u>2010-3</u>
A great deal of trust	1	0	0	0	0	0	0	0	70	0
Quite a lot of trust	2	0	0	0	0	0	0	0	169	0
Some trust	3	0	0	0	0	0	0	0	202	0
Not much trust	4	0	0	0	0	0	0	0	25	0
Hardly any trust	5	0	0	0	0	0	0	0	14	0
Don't know	8	0	0	0	0	0	0	0	21	0
No answer	9	0	0	0	0	0	0	0	0	0
Not applicable	0	2000	2000	2000	2023	2023	2023	2044	1543	2044

**Topical Module: Mental Health III
(PROBFIX1-AVOIDMH)**

551. Problems often come up in life. Sometimes they're personal problems -- people are very unhappy, or nervous and irritable all the time. Sometimes there are problems in a marriage -- a husband and wife just can't get along with each other. Or, sometimes it's a personal problem with a child or a job. I'd like to ask you a few questions now about what you think a person might do to handle problems like this.

For instance, let's suppose you had a lot of personal problems and you're very unhappy all the time. Let's suppose you've been that way for a long time, and it isn't getting any better. What do you think you'd do about it?

A. What R would do about the problem -- First mention.

[VAR: PROBFIX1]

<u>RESPONSE</u>	<u>PUNCH</u>	<u>YEAR</u>								
		<u>2006-1</u>	<u>2006-2</u>	<u>2006-3</u>	<u>2008-1</u>	<u>2008-2</u>	<u>2008-3</u>	<u>2010-1</u>	<u>2010-2</u>	<u>2010-3</u>
11	11	5	0	0	0	0	0	0	0	0
22	22	8	0	0	0	0	0	0	0	0
23	23	1	0	0	0	0	0	0	0	0
31	31	3	0	0	0	0	0	0	0	0
51	51	48	0	0	0	0	0	0	0	0
61	61	2	0	0	0	0	0	0	0	0
62	62	1	0	0	0	0	0	0	0	0
64	64	2	0	0	0	0	0	0	0	0
65	65	1	0	0	0	0	0	0	0	0
68	68	5	0	0	0	0	0	0	0	0
69	69	8	0	0	0	0	0	0	0	0
71	71	10	0	0	0	0	0	0	0	0
72	72	43	0	0	0	0	0	0	0	0
73	73	6	0	0	0	0	0	0	0	0
74	74	4	0	0	0	0	0	0	0	0
75	75	2	0	0	0	0	0	0	0	0
81	81	95	0	0	0	0	0	0	0	0
82	82	192	0	0	0	0	0	0	0	0
95	95	11	0	0	0	0	0	0	0	0
Don't know	98	10	0	0	0	0	0	0	0	0
No answer	99	24	0	0	0	0	0	0	0	0
Not applicable (Form 2)	0	1519	2000	2000	2023	2023	2023	2044	2044	2044

B. What R would do about the problem -- Second mention.

[VAR: PROBFIX2]

<u>RESPONSE</u>	<u>PUNCH</u>	<u>YEAR</u>								
		<u>2006-1</u>	<u>2006-2</u>	<u>2006-3</u>	<u>2008-1</u>	<u>2008-2</u>	<u>2008-3</u>	<u>2010-1</u>	<u>2010-2</u>	<u>2010-3</u>
22	22	7	0	0	0	0	0	0	0	0
23	23	1	0	0	0	0	0	0	0	0
31	31	1	0	0	0	0	0	0	0	0
51	51	9	0	0	0	0	0	0	0	0
61	61	5	0	0	0	0	0	0	0	0
65	65	1	0	0	0	0	0	0	0	0
68	68	3	0	0	0	0	0	0	0	0
69	69	1	0	0	0	0	0	0	0	0
71	71	1	0	0	0	0	0	0	0	0
72	72	14	0	0	0	0	0	0	0	0
73	73	3	0	0	0	0	0	0	0	0
74	74	3	0	0	0	0	0	0	0	0
75	75	3	0	0	0	0	0	0	0	0
81	81	32	0	0	0	0	0	0	0	0
82	82	49	0	0	0	0	0	0	0	0
95	95	324	0	0	0	0	0	0	0	0
No answer	99	24	0	0	0	0	0	0	0	0
Not applicable (Form 2)	0	1519	2000	2000	2023	2023	2023	2044	2044	2044

C. What R would do about the problem -- Third mention.

[VAR: PROBFIX3]

<u>RESPONSE</u>	<u>PUNCH</u>	<u>YEAR</u>								
		<u>2006-1</u>	<u>2006-2</u>	<u>2006-3</u>	<u>2008-1</u>	<u>2008-2</u>	<u>2008-3</u>	<u>2010-1</u>	<u>2010-2</u>	<u>2010-3</u>
22	22	3	0	0	0	0	0	0	0	0
51	51	5	0	0	0	0	0	0	0	0
61	61	1	0	0	0	0	0	0	0	0
64	64	1	0	0	0	0	0	0	0	0
65	65	1	0	0	0	0	0	0	0	0
68	68	1	0	0	0	0	0	0	0	0
69	69	1	0	0	0	0	0	0	0	0
72	72	2	0	0	0	0	0	0	0	0
73	73	1	0	0	0	0	0	0	0	0
74	74	1	0	0	0	0	0	0	0	0
81	81	11	0	0	0	0	0	0	0	0
82	82	11	0	0	0	0	0	0	0	0
95	95	418	0	0	0	0	0	0	0	0
No answer	99	24	0	0	0	0	0	0	0	0
Not applicable (Form 2)	0	1519	2000	2000	2023	2023	2023	2044	2044	2044

REMARKS: Please refer to Appendix D for an explanation of the above codes.

D. The sources of help R would seek -- First mention.

[VAR: PROBHL1]

<u>RESPONSE</u>	<u>PUNCH</u>	<u>YEAR</u>								
		<u>2006-1</u>	<u>2006-2</u>	<u>2006-3</u>	<u>2008-1</u>	<u>2008-2</u>	<u>2008-3</u>	<u>2010-1</u>	<u>2010-2</u>	<u>2010-3</u>
100	100	6	0	0	0	0	0	0	0	0
103	103	2	0	0	0	0	0	0	0	0
105	105	1	0	0	0	0	0	0	0	0
106	106	20	0	0	0	0	0	0	0	0
200	200	17	0	0	0	0	0	0	0	0
201	201	1	0	0	0	0	0	0	0	0
390	390	1	0	0	0	0	0	0	0	0
400	400	9	0	0	0	0	0	0	0	0
401	401	2	0	0	0	0	0	0	0	0
403	403	59	0	0	0	0	0	0	0	0
490	490	32	0	0	0	0	0	0	0	0
499	499	0	0	0	0	0	0	0	0	0
500	500	10	0	0	0	0	0	0	0	0
502	502	5	0	0	0	0	0	0	0	0
506	506	74	0	0	0	0	0	0	0	0
509	509	5	0	0	0	0	0	0	0	0
700	700	8	0	0	0	0	0	0	0	0
910	910	150	0	0	0	0	0	0	0	0
980	980	55	0	0	0	0	0	0	0	0
No answer	999	24	0	0	0	0	0	0	0	0
Not applicable (Form 2)	0	1519	2000	2000	2023	2023	2023	2044	2044	2044

E. The sources of help R would seek -- Second mention.

[VAR: PROBHL2]

<u>RESPONSE</u>	<u>PUNCH</u>	<u>YEAR</u>								
		<u>2006-1</u>	<u>2006-2</u>	<u>2006-3</u>	<u>2008-1</u>	<u>2008-2</u>	<u>2008-3</u>	<u>2010-1</u>	<u>2010-2</u>	<u>2010-3</u>
100	100	5	0	0	0	0	0	0	0	0
101	101	2	0	0	0	0	0	0	0	0
105	105	1	0	0	0	0	0	0	0	0
106	106	8	0	0	0	0	0	0	0	0
200	200	10	0	0	0	0	0	0	0	0
400	400	8	0	0	0	0	0	0	0	0
402	402	1	0	0	0	0	0	0	0	0
403	403	12	0	0	0	0	0	0	0	0
490	490	2	0	0	0	0	0	0	0	0
500	500	3	0	0	0	0	0	0	0	0
502	502	3	0	0	0	0	0	0	0	0
503	503	1	0	0	0	0	0	0	0	0
506	506	18	0	0	0	0	0	0	0	0
509	509	2	0	0	0	0	0	0	0	0
700	700	3	0	0	0	0	0	0	0	0
910	910	48	0	0	0	0	0	0	0	0
980	980	10	0	0	0	0	0	0	0	0
995	995	320	0	0	0	0	0	0	0	0
Don't know	998	0	0	0	0	0	0	0	0	0
No answer	999	24	0	0	0	0	0	0	0	0
Not applicable (Form 2)	0	1519	2000	2000	2023	2023	2023	2044	2044	2044

F. The sources of help R would seek -- Third mention.

[VAR: PROBHL3]

<u>RESPONSE</u>	<u>PUNCH</u>	<u>YEAR</u>								
		<u>2006-1</u>	<u>2006-2</u>	<u>2006-3</u>	<u>2008-1</u>	<u>2008-2</u>	<u>2008-3</u>	<u>2010-1</u>	<u>2010-2</u>	<u>2010-3</u>
100	100	1	0	0	0	0	0	0	0	0
101	101	1	0	0	0	0	0	0	0	0
104	104	1	0	0	0	0	0	0	0	0
105	105	1	0	0	0	0	0	0	0	0
106	106	2	0	0	0	0	0	0	0	0
107	107	1	0	0	0	0	0	0	0	0
190	190	1	0	0	0	0	0	0	0	0
200	200	5	0	0	0	0	0	0	0	0
390	390	1	0	0	0	0	0	0	0	0
400	400	3	0	0	0	0	0	0	0	0
403	403	2	0	0	0	0	0	0	0	0
500	500	1	0	0	0	0	0	0	0	0
502	502	1	0	0	0	0	0	0	0	0
506	506	4	0	0	0	0	0	0	0	0
910	910	17	0	0	0	0	0	0	0	0
980	980	1	0	0	0	0	0	0	0	0
995	995	414	0	0	0	0	0	0	0	0
Don't know	998	0	0	0	0	0	0	0	0	0
No answer	999	24	0	0	0	0	0	0	0	0
Not applicable (Form 2)	0	1519	2000	2000	2023	2023	2023	2044	2044	2044

REMARKS: Please refer to Appendix D for an explanation of the above codes.

TURN TO FACESHEET INSIDE FRONT COVER AND TEAR OFF VIGNETTE SECTION.

WRITE VIGNETTE ID HERE.

552. Next I'm going to describe a person -- let's call him/her (REFER TO NAME IN VIGNETTE). After I read a description of him/her I'll ask you some questions about how you think and feel about him/her. There are no right or wrong answers. I'm only interested in what you think of NAME.

INTERVIEWER: READ SELECTED VIGNETTE, THEN GIVE VIGNETTE CARD TO R FOR REFERENCE.

[VAR: VIGVERSN]

<u>RESPONSE</u>	<u>PUNCH</u>	<u>YEAR</u>								
		<u>2006-1</u>	<u>2006-2</u>	<u>2006-3</u>	<u>2008-1</u>	<u>2008-2</u>	<u>2008-3</u>	<u>2010-1</u>	<u>2010-2</u>	<u>2010-3</u>
1-18 (A's)	1-18	247	0	0	0	0	0	0	0	0
19-36 (B's)	19-36	270	0	0	0	0	0	0	0	0
37-54 (C's)	37-54	242	0	0	0	0	0	0	0	0
73-90 (E's)	73-90	234	0	0	0	0	0	0	0	0
Not applicable	0	1007	2000	2000	2023	2023	2023	2044	2044	2044

REMARKS: VIGVERSN is a replication from 1996, which included another set of vignettes, Punches 55-72 (D's). These were tied to a Drug Problem text that was not replicated.

Vignette number coding:

Within each vignette starting on the next page, several different variations exist. This guide shows how each punch in VIGVERSN changes it's respective vignette.

Each row contains the following:
Gender/Race/Education/Problem

Gender: m=Male, f=Female
Race: w=White, a=African American, h=Hispanic
Educ: e=Eighth grade, h=High school, c=College
Prob: a=Alcohol dependence
m=Major depression
s=Schizophrenia
n=No Problem

For example, punch 32 on VIGVERSN features Mary, an African American woman with a high school education, and the major depression vignette text.

Alcohol Dependence

1: m,w,e,a
2: m,a,e,a
3: m,h,e,a
4: m,w,h,a
5: m,a,h,a
6: m,h,h,a
7: m,w,c,a
8: m,a,c,a
9: m,h,c,a
10: f,w,e,a
11: f,a,e,a
12: f,h,e,a
13: f,w,h,a
14: f,a,h,a
15: f,h,h,a
16: f,w,c,a
17: f,a,c,a
18: f,h,c,a

Major Depression

19: m,w,e,m
20: m,a,e,m
21: m,h,e,m
22: m,w,h,m
23: m,a,h,m
24: m,h,h,m
25: m,w,c,m
26: m,a,c,m
27: m,h,c,m
28: f,w,e,m
29: f,a,e,m
30: f,h,e,m
31: f,w,h,m
32: f,a,h,m
33: f,h,h,m
34: f,w,c,m
35: f,a,c,m
36: f,h,c,m

Schizophrenia

37: m,w,e,s
38: m,a,e,s
39: m,h,e,s
40: m,w,h,s
41: m,a,h,s
42: m,h,h,s
43: m,w,c,s
44: m,a,c,s
45: m,h,c,s
46: f,w,e,s
47: f,a,e,s
48: f,h,e,s
49: f,w,h,s
50: f,a,h,s
51: f,h,h,s
52: f,w,c,s
53: f,a,c,s
54: f,h,c,s

No Problem

73: m,w,e,n
74: m,a,e,n
75: m,h,e,n
76: m,w,h,n
77: m,a,h,n
78: m,h,h,n
79: m,w,c,n
80: m,a,c,n
81: m,h,c,n
82: f,w,e,n
83: f,a,e,n
84: f,h,e,n
85: f,w,h,n
86: f,a,h,n
87: f,h,h,n
88: f,w,c,n
89: f,a,c,n
90: f,h,c,n

Vignette wording:

(Alcohol dependence)

[John/Juan/Mary/Maria] is a [white/African American/Hispanic] [man/woman] with an [eighth grade/high school/college] education. During the last month [John/Juan/Mary/Maria] has started to drink more than his/her usual amount of alcohol. In fact, he/she has noticed that he/she needs to drink twice as much as he/she used to get the same effect. Several times, he/she has tried to cut down, or stop drinking, but he/she can't. Each time he/she has tried to cut down, he/she became very agitated, sweaty and he/she couldn't sleep, so he/she took another drink. His/Her family has complained that he/she is often hungover, and has become unreliable -- making plans one day, and canceling them the next.

(Major depression)

[John/Juan/Mary/Maria] is a [white/African American/Hispanic] [man/woman] with an [eighth grade/high school/college] education. For the past two weeks [John/Juan/Mary/Maria] has been feeling really down. He/She wakes up in the morning with a flat heavy feeling that sticks with him/her all day long. He/She isn't enjoying things the way he/she normally would. In fact nothing gives him/her pleasure. Even when good things happen, they don't seem to make [John/Juan/Mary/Maria] happy. He/She pushes on through his/her days, but it is really hard. The smallest tasks are difficult to accomplish. He/She finds it hard to concentrate on anything. He/She feels out of energy and out of steam. And even though [John/Juan/Mary/Maria] feels tired, when night comes he/she can't go to sleep. [John/Juan/Mary/Maria] feels pretty worthless, and very discouraged. [John's/Juan's/Mary's/Maria's] family has noticed that he/she hasn't been himself/herself for about the last month and that he/she has pulled away from them. [John/Juan/Mary/Maria] just doesn't feel like talking.

(Schizophrenia)

[John/Juan/Mary/Maria] is a [white/African American/Hispanic] [man/woman] with an [eighth grade/high school/college] education. Up until a year ago, life was pretty okay for [John/Juan/Mary/Maria]. But then, things started to change. He/She thought that people around him/her were making disapproving comments, and talking behind his/her back. [John/Juan/Mary/Maria] was convinced that people were spying on him/her and that they could hear what he/she was thinking. [John/Juan/Mary/Maria] lost his/her drive to participate in his/her usual work and family activities and retreated to his/her home, eventually spending most of his/her day in his/her room. [John/Juan/Mary/Maria] was hearing voices even though no one else was around. These voices told him/her what to do and what to think. He/She has been living this way for six months.

(No problem)

[John/Juan/Mary/Maria] is a [white/African American/Hispanic] [man/woman] with an [eighth grade/high school/college education]. Up until a year ago, life was pretty okay for [John/Juan/Mary/Maria]. While nothing much was going wrong in [John's/Juan's/Mary's/Maria's] life he/she sometimes feels worried, a little sad, or has trouble sleeping at night. [John/Juan/Mary/Maria] feels that at times things bother him/her more than they bother other people and that when things go wrong, he/she sometimes gets nervous or annoyed. Otherwise [John/Juan/Mary/Maria] is getting along pretty well. He/She enjoys being with other people and although [John/Juan/Mary/Maria] sometimes argues with his/her family, [John/Juan/Mary/Maria] has been getting along pretty well with his/her family.

553. Please remember, there are no right or wrong answers to these questions. Please think about the person I just described when answering this group of questions. First, how serious would you consider NAME's problem to be -- very serious, somewhat serious, not very serious, or not at all serious?

[VAR: SERIOUSP]

<u>RESPONSE</u>	<u>PUNCH</u>	<u>YEAR</u>								
		<u>2006-1</u>	<u>2006-2</u>	<u>2006-3</u>	<u>2008-1</u>	<u>2008-2</u>	<u>2008-3</u>	<u>2010-1</u>	<u>2010-2</u>	<u>2010-3</u>
Very serious	1	543	0	0	0	0	0	0	0	0
Somewhat serious	2	230	0	0	0	0	0	0	0	0
Not very serious	3	111	0	0	0	0	0	0	0	0
Not at all serious	4	38	0	0	0	0	0	0	0	0
Don't know	8	7	0	0	0	0	0	0	0	0
No answer	9	11	0	0	0	0	0	0	0	0
Not applicable	0	1060	2000	2000	2023	2023	2023	2044	2044	2044

554. In your opinion, how likely is it that NAME's situation might be caused by (READ a-f) -- very likely, somewhat likely, not very likely, or not at all likely?

A. His/her own bad character

[VAR: CHARACTR]

<u>RESPONSE</u>	<u>PUNCH</u>	<u>YEAR</u>								
		<u>2006-1</u>	<u>2006-2</u>	<u>2006-3</u>	<u>2008-1</u>	<u>2008-2</u>	<u>2008-3</u>	<u>2010-1</u>	<u>2010-2</u>	<u>2010-3</u>
Very likely	1	132	0	0	0	0	0	0	0	0
Somewhat likely	2	238	0	0	0	0	0	0	0	0
Not very likely	3	312	0	0	0	0	0	0	0	0
Not at all likely	4	223	0	0	0	0	0	0	0	0
Don't know	8	24	0	0	0	0	0	0	0	0
No answer	9	11	0	0	0	0	0	0	0	0
Not applicable	0	1060	2000	2000	2023	2023	2023	2044	2044	2044

B. A chemical imbalance in the brain

[VAR: IMBALNCE]

<u>RESPONSE</u>	<u>PUNCH</u>	<u>YEAR</u>								
		<u>2006-1</u>	<u>2006-2</u>	<u>2006-3</u>	<u>2008-1</u>	<u>2008-2</u>	<u>2008-3</u>	<u>2010-1</u>	<u>2010-2</u>	<u>2010-3</u>
Very likely	1	271	0	0	0	0	0	0	0	0
Somewhat likely	2	425	0	0	0	0	0	0	0	0
Not very likely	3	139	0	0	0	0	0	0	0	0
Not at all likely	4	61	0	0	0	0	0	0	0	0
Don't know	8	32	0	0	0	0	0	0	0	0
No answer	9	12	0	0	0	0	0	0	0	0
Not applicable	0	1060	2000	2000	2023	2023	2023	2044	2044	2044

C. The way (s/he) was raised

[VAR: WAYRAISE]

<u>RESPONSE</u>	<u>PUNCH</u>	<u>YEAR</u>								
		<u>2006-1</u>	<u>2006-2</u>	<u>2006-3</u>	<u>2008-1</u>	<u>2008-2</u>	<u>2008-3</u>	<u>2010-1</u>	<u>2010-2</u>	<u>2010-3</u>
Very likely	1	95	0	0	0	0	0	0	0	0
Somewhat likely	2	378	0	0	0	0	0	0	0	0
Not very likely	3	259	0	0	0	0	0	0	0	0
Not at all likely	4	167	0	0	0	0	0	0	0	0
Don't know	8	30	0	0	0	0	0	0	0	0
No answer	9	11	0	0	0	0	0	0	0	0
Not applicable	0	1060	2000	2000	2023	2023	2023	2044	2044	2044

D. Stressful circumstances in his/her life

[VAR: STRESSES]

<u>RESPONSE</u>	<u>PUNCH</u>	<u>YEAR</u>								
		<u>2006-1</u>	<u>2006-2</u>	<u>2006-3</u>	<u>2008-1</u>	<u>2008-2</u>	<u>2008-3</u>	<u>2010-1</u>	<u>2010-2</u>	<u>2010-3</u>
Very likely	1	352	0	0	0	0	0	0	0	0
Somewhat likely	2	483	0	0	0	0	0	0	0	0
Not very likely	3	52	0	0	0	0	0	0	0	0
Not at all likely	4	26	0	0	0	0	0	0	0	0
Don't know	8	16	0	0	0	0	0	0	0	0
No answer	9	11	0	0	0	0	0	0	0	0
Not applicable	0	1060	2000	2000	2023	2023	2023	2044	2044	2044

E. A genetic or inherited problem

[VAR: GENETICS]

<u>RESPONSE</u>	<u>PUNCH</u>	<u>YEAR</u>								
		<u>2006-1</u>	<u>2006-2</u>	<u>2006-3</u>	<u>2008-1</u>	<u>2008-2</u>	<u>2008-3</u>	<u>2010-1</u>	<u>2010-2</u>	<u>2010-3</u>
Very likely	1	139	0	0	0	0	0	0	0	0
Somewhat likely	2	440	0	0	0	0	0	0	0	0
Not very likely	3	221	0	0	0	0	0	0	0	0
Not at all likely	4	93	0	0	0	0	0	0	0	0
Don't know	8	36	0	0	0	0	0	0	0	0
No answer	9	11	0	0	0	0	0	0	0	0
Not applicable	0	1060	2000	2000	2023	2023	2023	2044	2044	2044

F. God's will

[VAR: GODSWILL]

<u>RESPONSE</u>	<u>PUNCH</u>	<u>YEAR</u>								
		<u>2006-1</u>	<u>2006-2</u>	<u>2006-3</u>	<u>2008-1</u>	<u>2008-2</u>	<u>2008-3</u>	<u>2010-1</u>	<u>2010-2</u>	<u>2010-3</u>
Very likely	1	35	0	0	0	0	0	0	0	0
Somewhat likely	2	83	0	0	0	0	0	0	0	0
Not very likely	3	228	0	0	0	0	0	0	0	0
Not at all likely	4	560	0	0	0	0	0	0	0	0
Don't know	8	23	0	0	0	0	0	0	0	0
No answer	9	11	0	0	0	0	0	0	0	0
Not applicable	0	1060	2000	2000	2023	2023	2023	2044	2044	2044

555. In your opinion, how likely is it that NAME is experiencing (READ A-E) -- very likely, somewhat likely, not very likely, or not at all likely? (IN PART E, READ ONLY THE PHRASE FOLLOWING THE LETTER OF THE VIGNETTE)

A. Part of the normal ups and downs of life

[VAR: UPSDOWNS]

<u>RESPONSE</u>	<u>PUNCH</u>	<u>YEAR</u>								
		<u>2006-1</u>	<u>2006-2</u>	<u>2006-3</u>	<u>2008-1</u>	<u>2008-2</u>	<u>2008-3</u>	<u>2010-1</u>	<u>2010-2</u>	<u>2010-3</u>
Very likely	1	287	0	0	0	0	0	0	0	0
Somewhat likely	2	309	0	0	0	0	0	0	0	0
Not very likely	3	191	0	0	0	0	0	0	0	0
Not at all likely	4	120	0	0	0	0	0	0	0	0
Don't know	8	21	0	0	0	0	0	0	0	0
No answer	9	12	0	0	0	0	0	0	0	0
Not applicable	0	1060	2000	2000	2023	2023	2023	2044	2044	2044

B. A nervous breakdown

[VAR: BREAKDWN]

<u>RESPONSE</u>	<u>PUNCH</u>	<u>YEAR</u>								
		<u>2006-1</u>	<u>2006-2</u>	<u>2006-3</u>	<u>2008-1</u>	<u>2008-2</u>	<u>2008-3</u>	<u>2010-1</u>	<u>2010-2</u>	<u>2010-3</u>
Very likely	1	191	0	0	0	0	0	0	0	0
Somewhat likely	2	335	0	0	0	0	0	0	0	0
Not very likely	3	250	0	0	0	0	0	0	0	0
Not at all likely	4	125	0	0	0	0	0	0	0	0
Don't know	8	28	0	0	0	0	0	0	0	0
No answer	9	11	0	0	0	0	0	0	0	0
Not applicable	0	1060	2000	2000	2023	2023	2023	2044	2044	2044

C. A mental illness

[VAR: MENTLILL]

<u>RESPONSE</u>	<u>PUNCH</u>	<u>YEAR</u>								
		<u>2006-1</u>	<u>2006-2</u>	<u>2006-3</u>	<u>2008-1</u>	<u>2008-2</u>	<u>2008-3</u>	<u>2010-1</u>	<u>2010-2</u>	<u>2010-3</u>
Very likely	1	241	0	0	0	0	0	0	0	0
Somewhat likely	2	324	0	0	0	0	0	0	0	0
Not very likely	3	246	0	0	0	0	0	0	0	0
Not at all likely	4	96	0	0	0	0	0	0	0	0
Don't know	8	22	0	0	0	0	0	0	0	0
No answer	9	11	0	0	0	0	0	0	0	0
Not applicable	0	1060	2000	2000	2023	2023	2023	2044	2044	2044

D. A physical illness

[VAR: PHYSILL]

<u>RESPONSE</u>	<u>PUNCH</u>	<u>YEAR</u>								
		<u>2006-1</u>	<u>2006-2</u>	<u>2006-3</u>	<u>2008-1</u>	<u>2008-2</u>	<u>2008-3</u>	<u>2010-1</u>	<u>2010-2</u>	<u>2010-3</u>
Very likely	1	92	0	0	0	0	0	0	0	0
Somewhat likely	2	404	0	0	0	0	0	0	0	0
Not very likely	3	272	0	0	0	0	0	0	0	0
Not at all likely	4	133	0	0	0	0	0	0	0	0
Don't know	8	28	0	0	0	0	0	0	0	0
No answer	9	11	0	0	0	0	0	0	0	0
Not applicable	0	1060	2000	2000	2023	2023	2023	2044	2044	2044

556. In your opinion, how able is NAME to make his/her own decisions about the treatment s/he should receive -- very able, somewhat able, not very able or not able at all?

[VAR: DECTREAT]

<u>RESPONSE</u>	<u>PUNCH</u>	<u>YEAR</u>								
		<u>2006-1</u>	<u>2006-2</u>	<u>2006-3</u>	<u>2008-1</u>	<u>2008-2</u>	<u>2008-3</u>	<u>2010-1</u>	<u>2010-2</u>	<u>2010-3</u>
Very able	1	211	0	0	0	0	0	0	0	0
Somewhat able	2	343	0	0	0	0	0	0	0	0
Not very able	3	245	0	0	0	0	0	0	0	0
Not able at all	4	107	0	0	0	0	0	0	0	0
Don't know	8	22	0	0	0	0	0	0	0	0
No answer	9	12	0	0	0	0	0	0	0	0
Not applicable	0	1060	2000	2000	2023	2023	2023	2044	2044	2044

557. In your opinion, how able is NAME to make his/her own decisions about managing his/her own money -- very able, somewhat able, not very able or not able at all?

[VAR: DECMONEY]

<u>RESPONSE</u>	<u>PUNCH</u>	<u>YEAR</u>								
		<u>2006-1</u>	<u>2006-2</u>	<u>2006-3</u>	<u>2008-1</u>	<u>2008-2</u>	<u>2008-3</u>	<u>2010-1</u>	<u>2010-2</u>	<u>2010-3</u>
Very able	1	222	0	0	0	0	0	0	0	0
Somewhat able	2	321	0	0	0	0	0	0	0	0
Not very able	3	256	0	0	0	0	0	0	0	0
Not able at all	4	102	0	0	0	0	0	0	0	0
Don't know	8	28	0	0	0	0	0	0	0	0
No answer	9	11	0	0	0	0	0	0	0	0
Not applicable	0	1060	2000	2000	2023	2023	2023	2044	2044	2044

558. In your opinion, how likely is it that NAME's situation will improve on its own -- very likely, somewhat likely, somewhat unlikely, or not likely at all?

[VAR: IMPRVOWN]

<u>RESPONSE</u>	<u>PUNCH</u>	<u>YEAR</u>								
		<u>2006-1</u>	<u>2006-2</u>	<u>2006-3</u>	<u>2008-1</u>	<u>2008-2</u>	<u>2008-3</u>	<u>2010-1</u>	<u>2010-2</u>	<u>2010-3</u>
Very likely	1	78	0	0	0	0	0	0	0	0
Somewhat likely	2	210	0	0	0	0	0	0	0	0
Somewhat unlikely	3	353	0	0	0	0	0	0	0	0
Not likely at all	4	263	0	0	0	0	0	0	0	0
Don't know	8	25	0	0	0	0	0	0	0	0
No answer	9	11	0	0	0	0	0	0	0	0
Not applicable	0	1060	2000	2000	2023	2023	2023	2044	2044	2044

559. In your opinion, how likely is it that NAME's situation will improve with treatment -- very likely, somewhat likely, somewhat unlikely, or not likely at all?

[VAR: IMPRVTRT]

<u>RESPONSE</u>	<u>PUNCH</u>	<u>YEAR</u>								
		<u>2006-1</u>	<u>2006-2</u>	<u>2006-3</u>	<u>2008-1</u>	<u>2008-2</u>	<u>2008-3</u>	<u>2010-1</u>	<u>2010-2</u>	<u>2010-3</u>
Very likely	1	441	0	0	0	0	0	0	0	0
Somewhat likely	2	413	0	0	0	0	0	0	0	0
Somewhat unlikely	3	35	0	0	0	0	0	0	0	0
Not likely at all	4	14	0	0	0	0	0	0	0	0
Don't know	8	26	0	0	0	0	0	0	0	0
No answer	9	11	0	0	0	0	0	0	0	0
Not applicable	0	1060	2000	2000	2023	2023	2023	2044	2044	2044

560. How willing would you be (READ A-F) -- definitely willing, probably willing, probably unwilling, or definitely unwilling?

A. To move next door to NAME?

[VAR: VIGNEI]

<u>RESPONSE</u>	<u>PUNCH</u>	<u>YEAR</u>								
		<u>2006-1</u>	<u>2006-2</u>	<u>2006-3</u>	<u>2008-1</u>	<u>2008-2</u>	<u>2008-3</u>	<u>2010-1</u>	<u>2010-2</u>	<u>2010-3</u>
Definitely willing	1	179	0	0	0	0	0	0	0	0
Probably willing	2	470	0	0	0	0	0	0	0	0
Probably unwilling	3	175	0	0	0	0	0	0	0	0
Definitely unwilling	4	73	0	0	0	0	0	0	0	0
Don't know	8	31	0	0	0	0	0	0	0	0
No answer	9	12	0	0	0	0	0	0	0	0
Not applicable	0	1060	2000	2000	2023	2023	2023	2044	2044	2044

B. To spend an evening socializing with NAME?

[VAR: VIGSOC]

<u>RESPONSE</u>	<u>PUNCH</u>	<u>YEAR</u>								
		<u>2006-1</u>	<u>2006-2</u>	<u>2006-3</u>	<u>2008-1</u>	<u>2008-2</u>	<u>2008-3</u>	<u>2010-1</u>	<u>2010-2</u>	<u>2010-3</u>
Definitely willing	1	162	0	0	0	0	0	0	0	0
Probably willing	2	401	0	0	0	0	0	0	0	0
Probably unwilling	3	239	0	0	0	0	0	0	0	0
Definitely unwilling	4	100	0	0	0	0	0	0	0	0
Don't know	8	26	0	0	0	0	0	0	0	0
No answer	9	12	0	0	0	0	0	0	0	0
Not applicable	0	1060	2000	2000	2023	2023	2023	2044	2044	2044

C. To make friends with NAME?

[VAR: VIGFRND]

<u>RESPONSE</u>	<u>PUNCH</u>	<u>YEAR</u>								
		<u>2006-1</u>	<u>2006-2</u>	<u>2006-3</u>	<u>2008-1</u>	<u>2008-2</u>	<u>2008-3</u>	<u>2010-1</u>	<u>2010-2</u>	<u>2010-3</u>
Definitely willing	1	201	0	0	0	0	0	0	0	0
Probably willing	2	469	0	0	0	0	0	0	0	0
Probably unwilling	3	184	0	0	0	0	0	0	0	0
Definitely unwilling	4	47	0	0	0	0	0	0	0	0
Don't know	8	27	0	0	0	0	0	0	0	0
No answer	9	12	0	0	0	0	0	0	0	0
Not applicable	0	1060	2000	2000	2023	2023	2023	2044	2044	2044

D. To have NAME start working closely with you on a job?

[VAR: VIGWORK]

<u>RESPONSE</u>	<u>PUNCH</u>	<u>YEAR</u>								
		<u>2006-1</u>	<u>2006-2</u>	<u>2006-3</u>	<u>2008-1</u>	<u>2008-2</u>	<u>2008-3</u>	<u>2010-1</u>	<u>2010-2</u>	<u>2010-3</u>
Definitely willing	1	128	0	0	0	0	0	0	0	0
Probably willing	2	306	0	0	0	0	0	0	0	0
Probably unwilling	3	284	0	0	0	0	0	0	0	0
Definitely unwilling	4	181	0	0	0	0	0	0	0	0
Don't know	8	29	0	0	0	0	0	0	0	0
No answer	9	12	0	0	0	0	0	0	0	0
Not applicable	0	1060	2000	2000	2023	2023	2023	2044	2044	2044

E. To have a group home for people like NAME opened in your neighborhood?

[VAR: VIGGRP]

<u>RESPONSE</u>	<u>PUNCH</u>	<u>YEAR</u>								
		<u>2006-1</u>	<u>2006-2</u>	<u>2006-3</u>	<u>2008-1</u>	<u>2008-2</u>	<u>2008-3</u>	<u>2010-1</u>	<u>2010-2</u>	<u>2010-3</u>
Definitely willing	1	175	0	0	0	0	0	0	0	0
Probably willing	2	409	0	0	0	0	0	0	0	0
Probably unwilling	3	188	0	0	0	0	0	0	0	0
Definitely unwilling	4	127	0	0	0	0	0	0	0	0
Don't know	8	29	0	0	0	0	0	0	0	0
No answer	9	12	0	0	0	0	0	0	0	0
Not applicable	0	1060	2000	2000	2023	2023	2023	2044	2044	2044

F. To have NAME marry into your family?

[VAR: VIGMAR]

<u>RESPONSE</u>	<u>PUNCH</u>	<u>YEAR</u>								
		<u>2006-1</u>	<u>2006-2</u>	<u>2006-3</u>	<u>2008-1</u>	<u>2008-2</u>	<u>2008-3</u>	<u>2010-1</u>	<u>2010-2</u>	<u>2010-3</u>
Definitely willing	1	84	0	0	0	0	0	0	0	0
Probably willing	2	265	0	0	0	0	0	0	0	0
Probably unwilling	3	296	0	0	0	0	0	0	0	0
Definitely unwilling	4	234	0	0	0	0	0	0	0	0
Don't know	8	48	0	0	0	0	0	0	0	0
No answer	9	13	0	0	0	0	0	0	0	0
Not applicable	0	1060	2000	2000	2023	2023	2023	2044	2044	2044

561. In your opinion, how likely is it NAME would do something violent toward other people? Is it:

[VAR: HURTOTHT]

<u>RESPONSE</u>	<u>PUNCH</u>	<u>YEAR</u>								
		<u>2006-1</u>	<u>2006-2</u>	<u>2006-3</u>	<u>2008-1</u>	<u>2008-2</u>	<u>2008-3</u>	<u>2010-1</u>	<u>2010-2</u>	<u>2010-3</u>
Very likely	1	96	0	0	0	0	0	0	0	0
Somewhat likely	2	303	0	0	0	0	0	0	0	0
Not very likely	3	372	0	0	0	0	0	0	0	0
Not likely at all	4	117	0	0	0	0	0	0	0	0
Don't know	8	40	0	0	0	0	0	0	0	0
No answer	9	12	0	0	0	0	0	0	0	0
Not applicable	0	1060	2000	2000	2023	2023	2023	2044	2044	2044

562. In your opinion, how likely is it NAME would do something violent toward him/herself? Is it:

ALLOWED DEFINITION: Violent toward self: suicide, not eating, wandering in traffic, self-mutilation

[VAR: HURTSELF]

<u>RESPONSE</u>	<u>PUNCH</u>	<u>YEAR</u>								
		<u>2006-1</u>	<u>2006-2</u>	<u>2006-3</u>	<u>2008-1</u>	<u>2008-2</u>	<u>2008-3</u>	<u>2010-1</u>	<u>2010-2</u>	<u>2010-3</u>
Very likely	1	207	0	0	0	0	0	0	0	0
Somewhat likely	2	403	0	0	0	0	0	0	0	0
Not very likely	3	217	0	0	0	0	0	0	0	0
Not likely at all	4	63	0	0	0	0	0	0	0	0
Don't know	8	38	0	0	0	0	0	0	0	0
No answer	9	12	0	0	0	0	0	0	0	0
Not applicable	0	1060	2000	2000	2023	2023	2023	2044	2044	2044

563. Should NAME do any of the following:

A. Talk things over with family and friends

[VAR: TLKFAM]

<u>RESPONSE</u>	<u>PUNCH</u>	<u>YEAR</u>								
		<u>2006-1</u>	<u>2006-2</u>	<u>2006-3</u>	<u>2008-1</u>	<u>2008-2</u>	<u>2008-3</u>	<u>2010-1</u>	<u>2010-2</u>	<u>2010-3</u>
Yes	1	882	0	0	0	0	0	0	0	0
No	2	34	0	0	0	0	0	0	0	0
Don't know	8	12	0	0	0	0	0	0	0	0
No answer	9	12	0	0	0	0	0	0	0	0
Not applicable	0	1060	2000	2000	2023	2023	2023	2044	2044	2044

B. Talk to a minister, priest, rabbi or other religious leader

[VAR: TLKCLRGY]

<u>RESPONSE</u>	<u>PUNCH</u>	<u>YEAR</u>								
		<u>2006-1</u>	<u>2006-2</u>	<u>2006-3</u>	<u>2008-1</u>	<u>2008-2</u>	<u>2008-3</u>	<u>2010-1</u>	<u>2010-2</u>	<u>2010-3</u>
Yes	1	783	0	0	0	0	0	0	0	0
No	2	120	0	0	0	0	0	0	0	0
Don't know	8	25	0	0	0	0	0	0	0	0
No answer	9	12	0	0	0	0	0	0	0	0
Not applicable	0	1060	2000	2000	2023	2023	2023	2044	2044	2044

C. Go to a general medical doctor for help

[VAR: MEDDOC]

<u>RESPONSE</u>	<u>PUNCH</u>	<u>YEAR</u>								
		<u>2006-1</u>	<u>2006-2</u>	<u>2006-3</u>	<u>2008-1</u>	<u>2008-2</u>	<u>2008-3</u>	<u>2010-1</u>	<u>2010-2</u>	<u>2010-3</u>
Yes	1	799	0	0	0	0	0	0	0	0
No	2	109	0	0	0	0	0	0	0	0
Don't know	8	21	0	0	0	0	0	0	0	0
No answer	9	11	0	0	0	0	0	0	0	0
Not applicable	0	1060	2000	2000	2023	2023	2023	2044	2044	2044

D. Go to a psychiatrist for help

[VAR: MENTLDOC]

<u>RESPONSE</u>	<u>PUNCH</u>	<u>YEAR</u>								
		<u>2006-1</u>	<u>2006-2</u>	<u>2006-3</u>	<u>2008-1</u>	<u>2008-2</u>	<u>2008-3</u>	<u>2010-1</u>	<u>2010-2</u>	<u>2010-3</u>
Yes	1	736	0	0	0	0	0	0	0	0
No	2	164	0	0	0	0	0	0	0	0
Don't know	8	29	0	0	0	0	0	0	0	0
No answer	9	11	0	0	0	0	0	0	0	0
Not applicable	0	1060	2000	2000	2023	2023	2023	2044	2044	2044

E. Go to a therapist, or counselor, like a psychologist, social worker, or other mental health professional for help

[VAR: MENTLOTH]

<u>RESPONSE</u>	<u>PUNCH</u>	<u>YEAR</u>								
		<u>2006-1</u>	<u>2006-2</u>	<u>2006-3</u>	<u>2008-1</u>	<u>2008-2</u>	<u>2008-3</u>	<u>2010-1</u>	<u>2010-2</u>	<u>2010-3</u>
Yes	1	799	0	0	0	0	0	0	0	0
No	2	108	0	0	0	0	0	0	0	0
Don't know	8	21	0	0	0	0	0	0	0	0
No answer	9	12	0	0	0	0	0	0	0	0
Not applicable	0	1060	2000	2000	2023	2023	2023	2044	2044	2044

F. Go to a spiritual or a natural healer for help

[VAR: SPHEALER]

<u>RESPONSE</u>	<u>PUNCH</u>	<u>YEAR</u>								
		<u>2006-1</u>	<u>2006-2</u>	<u>2006-3</u>	<u>2008-1</u>	<u>2008-2</u>	<u>2008-3</u>	<u>2010-1</u>	<u>2010-2</u>	<u>2010-3</u>
Yes	1	352	0	0	0	0	0	0	0	0
No	2	540	0	0	0	0	0	0	0	0
Don't know	8	34	0	0	0	0	0	0	0	0
No answer	9	14	0	0	0	0	0	0	0	0
Not applicable	0	1060	2000	2000	2023	2023	2023	2044	2044	2044

G. Join a self-help group where people with similar problems help each other

[VAR: SELFHELP]

<u>RESPONSE</u>	<u>PUNCH</u>	<u>YEAR</u>								
		<u>2006-1</u>	<u>2006-2</u>	<u>2006-3</u>	<u>2008-1</u>	<u>2008-2</u>	<u>2008-3</u>	<u>2010-1</u>	<u>2010-2</u>	<u>2010-3</u>
Yes	1	757	0	0	0	0	0	0	0	0
No	2	144	0	0	0	0	0	0	0	0
Don't know	8	27	0	0	0	0	0	0	0	0
No answer	9	12	0	0	0	0	0	0	0	0
Not applicable	0	1060	2000	2000	2023	2023	2023	2044	2044	2044

H. Take non-prescription medication, like over the counter sleeping pills.

[VAR: OTCMED]

<u>RESPONSE</u>	<u>PUNCH</u>	<u>YEAR</u>								
		<u>2006-1</u>	<u>2006-2</u>	<u>2006-3</u>	<u>2008-1</u>	<u>2008-2</u>	<u>2008-3</u>	<u>2010-1</u>	<u>2010-2</u>	<u>2010-3</u>
Yes	1	120	0	0	0	0	0	0	0	0
No	2	785	0	0	0	0	0	0	0	0
Don't know	8	22	0	0	0	0	0	0	0	0
No answer	9	13	0	0	0	0	0	0	0	0
Not applicable	0	1060	2000	2000	2023	2023	2023	2044	2044	2044

I. Take prescription medication.

[VAR: RXMED]

<u>RESPONSE</u>	<u>PUNCH</u>	<u>YEAR</u>								
		<u>2006-1</u>	<u>2006-2</u>	<u>2006-3</u>	<u>2008-1</u>	<u>2008-2</u>	<u>2008-3</u>	<u>2010-1</u>	<u>2010-2</u>	<u>2010-3</u>
Yes	1	669	0	0	0	0	0	0	0	0
No	2	222	0	0	0	0	0	0	0	0
Don't know	8	37	0	0	0	0	0	0	0	0
No answer	9	12	0	0	0	0	0	0	0	0
Not applicable	0	1060	2000	2000	2023	2023	2023	2044	2044	2044

J. Check into a mental hospital.

[VAR: MENTLHOS]

<u>RESPONSE</u>	<u>PUNCH</u>	<u>YEAR</u>								
		<u>2006-1</u>	<u>2006-2</u>	<u>2006-3</u>	<u>2008-1</u>	<u>2008-2</u>	<u>2008-3</u>	<u>2010-1</u>	<u>2010-2</u>	<u>2010-3</u>
Yes	1	293	0	0	0	0	0	0	0	0
No	2	589	0	0	0	0	0	0	0	0
Don't know	8	45	0	0	0	0	0	0	0	0
No answer	9	13	0	0	0	0	0	0	0	0
Not applicable	0	1060	2000	2000	2023	2023	2023	2044	2044	2044

564. Here are the things you said NAME should do. INTERVIEWER: READ "YES" ANSWERS AND ASK: In what order should s/he do them?

A. Talk things over with family and friends.

[VAR: ORTLKFM]

<u>RESPONSE</u>	<u>PUNCH</u>	<u>YEAR</u>								
		<u>2006-1</u>	<u>2006-2</u>	<u>2006-3</u>	<u>2008-1</u>	<u>2008-2</u>	<u>2008-3</u>	<u>2010-1</u>	<u>2010-2</u>	<u>2010-3</u>
1	1	516	0	0	0	0	0	0	0	0
2	2	100	0	0	0	0	0	0	0	0
3	3	75	0	0	0	0	0	0	0	0
4	4	54	0	0	0	0	0	0	0	0
5	5	55	0	0	0	0	0	0	0	0
6	6	30	0	0	0	0	0	0	0	0
7	7	28	0	0	0	0	0	0	0	0
8	8	5	0	0	0	0	0	0	0	0
9	9	5	0	0	0	0	0	0	0	0
10	10	1	0	0	0	0	0	0	0	0
Don't know	98	0	0	0	0	0	0	0	0	0
No answer	99	25	0	0	0	0	0	0	0	0
Not applicable (Not Punch 1 in TLKFAM)	0	1106	2000	2000	2023	2023	2023	2044	2044	2044

B. Talk to a minister, priest, rabbi or other religious leader.

[VAR: ORTLKCLR]

<u>RESPONSE</u>	<u>PUNCH</u>	<u>YEAR</u>								
		<u>2006-1</u>	<u>2006-2</u>	<u>2006-3</u>	<u>2008-1</u>	<u>2008-2</u>	<u>2008-3</u>	<u>2010-1</u>	<u>2010-2</u>	<u>2010-3</u>
1	1	49	0	0	0	0	0	0	0	0
2	2	243	0	0	0	0	0	0	0	0
3	3	122	0	0	0	0	0	0	0	0
4	4	76	0	0	0	0	0	0	0	0
5	5	86	0	0	0	0	0	0	0	0
6	6	89	0	0	0	0	0	0	0	0
7	7	61	0	0	0	0	0	0	0	0
8	8	44	0	0	0	0	0	0	0	0
9	9	5	0	0	0	0	0	0	0	0
10	10	0	0	0	0	0	0	0	0	0
Don't know	98	0	0	0	0	0	0	0	0	0
No answer	99	20	0	0	0	0	0	0	0	0
Not applicable (Not Punch 1 in TLKCLRGY)	0	1205	2000	2000	2023	2023	2023	2044	2044	2044

C. Go to a general medical doctor for help.

[VAR: ORMEDDOC]

<u>RESPONSE</u>	<u>PUNCH</u>	<u>YEAR</u>								
		<u>2006-1</u>	<u>2006-2</u>	<u>2006-3</u>	<u>2008-1</u>	<u>2008-2</u>	<u>2008-3</u>	<u>2010-1</u>	<u>2010-2</u>	<u>2010-3</u>
1	1	178	0	0	0	0	0	0	0	0
2	2	225	0	0	0	0	0	0	0	0
3	3	175	0	0	0	0	0	0	0	0
4	4	96	0	0	0	0	0	0	0	0
5	5	46	0	0	0	0	0	0	0	0
6	6	41	0	0	0	0	0	0	0	0
7	7	16	0	0	0	0	0	0	0	0
8	8	11	0	0	0	0	0	0	0	0
9	9	1	0	0	0	0	0	0	0	0
10	10	0	0	0	0	0	0	0	0	0
Don't know	98	0	0	0	0	0	0	0	0	0
No answer	99	21	0	0	0	0	0	0	0	0
Not applicable (Not Punch 1 in MEDDOC)	0	1190	2000	2000	2023	2023	2023	2044	2044	2044

D. Go to a psychiatrist for help.

[VAR: ORMNTLDC]

<u>RESPONSE</u>	<u>PUNCH</u>	<u>YEAR</u>								
		<u>2006-1</u>	<u>2006-2</u>	<u>2006-3</u>	<u>2008-1</u>	<u>2008-2</u>	<u>2008-3</u>	<u>2010-1</u>	<u>2010-2</u>	<u>2010-3</u>
1	1	59	0	0	0	0	0	0	0	0
2	2	96	0	0	0	0	0	0	0	0
3	3	151	0	0	0	0	0	0	0	0
4	4	163	0	0	0	0	0	0	0	0
5	5	114	0	0	0	0	0	0	0	0
6	6	81	0	0	0	0	0	0	0	0
7	7	43	0	0	0	0	0	0	0	0
8	8	14	0	0	0	0	0	0	0	0
9	9	2	0	0	0	0	0	0	0	0
10	10	0	0	0	0	0	0	0	0	0
Don't know	98	0	0	0	0	0	0	0	0	0
No answer	99	24	0	0	0	0	0	0	0	0
Not applicable (Not Punch 1 in MENTLDOC)	0	1253	2000	2000	2023	2023	2023	2044	2044	2044

E. Go to a therapist, or counselor, like a psychologist, social worker, or other mental health professional for help.

[VAR: ORMNTLOT]

<u>RESPONSE</u>	<u>PUNCH</u>	<u>YEAR</u>								
		<u>2006-1</u>	<u>2006-2</u>	<u>2006-3</u>	<u>2008-1</u>	<u>2008-2</u>	<u>2008-3</u>	<u>2010-1</u>	<u>2010-2</u>	<u>2010-3</u>
1	1	42	0	0	0	0	0	0	0	0
2	2	100	0	0	0	0	0	0	0	0
3	3	150	0	0	0	0	0	0	0	0
4	4	192	0	0	0	0	0	0	0	0
5	5	190	0	0	0	0	0	0	0	0
6	6	69	0	0	0	0	0	0	0	0
7	7	32	0	0	0	0	0	0	0	0
8	8	8	0	0	0	0	0	0	0	0
9	9	3	0	0	0	0	0	0	0	0
10	10	0	0	0	0	0	0	0	0	0
Don't know	98	0	0	0	0	0	0	0	0	0
No answer	99	25	0	0	0	0	0	0	0	0
Not applicable (Not Punch 1 in MENTLOTH)	0	1189	2000	2000	2023	2023	2023	2044	2044	2044

F. Go to a spiritual or a natural healer for help.

[VAR: ORHEALER]

<u>RESPONSE</u>	<u>PUNCH</u>	<u>YEAR</u>								
		<u>2006-1</u>	<u>2006-2</u>	<u>2006-3</u>	<u>2008-1</u>	<u>2008-2</u>	<u>2008-3</u>	<u>2010-1</u>	<u>2010-2</u>	<u>2010-3</u>
1	1	4	0	0	0	0	0	0	0	0
2	2	14	0	0	0	0	0	0	0	0
3	3	18	0	0	0	0	0	0	0	0
4	4	33	0	0	0	0	0	0	0	0
5	5	44	0	0	0	0	0	0	0	0
6	6	82	0	0	0	0	0	0	0	0
7	7	64	0	0	0	0	0	0	0	0
8	8	55	0	0	0	0	0	0	0	0
9	9	27	0	0	0	0	0	0	0	0
10	10	2	0	0	0	0	0	0	0	0
Don't know	98	0	0	0	0	0	0	0	0	0
No answer	99	23	0	0	0	0	0	0	0	0
Not applicable (Not Punch 1 in SPHEALER)	0	1634	2000	2000	2023	2023	2023	2044	2044	2044

G. Join a self-help group where people with similar problems help each other.

[VAR: ORSLFHLP]

<u>RESPONSE</u>	<u>PUNCH</u>	<u>YEAR</u>								
		<u>2006-1</u>	<u>2006-2</u>	<u>2006-3</u>	<u>2008-1</u>	<u>2008-2</u>	<u>2008-3</u>	<u>2010-1</u>	<u>2010-2</u>	<u>2010-3</u>
1	1	28	0	0	0	0	0	0	0	0
2	2	63	0	0	0	0	0	0	0	0
3	3	89	0	0	0	0	0	0	0	0
4	4	108	0	0	0	0	0	0	0	0
5	5	129	0	0	0	0	0	0	0	0
6	6	145	0	0	0	0	0	0	0	0
7	7	126	0	0	0	0	0	0	0	0
8	8	41	0	0	0	0	0	0	0	0
9	9	11	0	0	0	0	0	0	0	0
10	10	2	0	0	0	0	0	0	0	0
Don't know	98	0	0	0	0	0	0	0	0	0
No answer	99	27	0	0	0	0	0	0	0	0
Not applicable (Not Punch 1 in SELFHELP)	0	1231	2000	2000	2023	2023	2023	2044	2044	2044

H. Take non-prescription medication, like over the counter sleeping pills.

[VAR: OROTCMED]

<u>RESPONSE</u>	<u>PUNCH</u>	<u>YEAR</u>								
		<u>2006-1</u>	<u>2006-2</u>	<u>2006-3</u>	<u>2008-1</u>	<u>2008-2</u>	<u>2008-3</u>	<u>2010-1</u>	<u>2010-2</u>	<u>2010-3</u>
1	1	2	0	0	0	0	0	0	0	0
2	2	6	0	0	0	0	0	0	0	0
3	3	8	0	0	0	0	0	0	0	0
4	4	17	0	0	0	0	0	0	0	0
5	5	9	0	0	0	0	0	0	0	0
6	6	21	0	0	0	0	0	0	0	0
7	7	19	0	0	0	0	0	0	0	0
8	8	19	0	0	0	0	0	0	0	0
9	9	8	0	0	0	0	0	0	0	0
10	10	4	0	0	0	0	0	0	0	0
Don't know	98	0	0	0	0	0	0	0	0	0
No answer	99	20	0	0	0	0	0	0	0	0
Not applicable (Not Punch 1 in OTCMED)	0	1867	2000	2000	2023	2023	2023	2044	2044	2044

I. Take prescription medication.

[VAR: ORRXMED]

<u>RESPONSE</u>	<u>PUNCH</u>	<u>YEAR</u>								
		<u>2006-1</u>	<u>2006-2</u>	<u>2006-3</u>	<u>2008-1</u>	<u>2008-2</u>	<u>2008-3</u>	<u>2010-1</u>	<u>2010-2</u>	<u>2010-3</u>
1	1	7	0	0	0	0	0	0	0	0
2	2	41	0	0	0	0	0	0	0	0
3	3	73	0	0	0	0	0	0	0	0
4	4	94	0	0	0	0	0	0	0	0
5	5	100	0	0	0	0	0	0	0	0
6	6	120	0	0	0	0	0	0	0	0
7	7	122	0	0	0	0	0	0	0	0
8	8	77	0	0	0	0	0	0	0	0
9	9	22	0	0	0	0	0	0	0	0
10	10	0	0	0	0	0	0	0	0	0
Don't know	98	0	0	0	0	0	0	0	0	0
No answer	99	25	0	0	0	0	0	0	0	0
Not applicable (Not Punch 1 in RXMED)	0	1319	2000	2000	2023	2023	2023	2044	2044	2044

J. Check into a mental hospital.

[VAR: ORMNTLHS]

<u>RESPONSE</u>	<u>PUNCH</u>	<u>YEAR</u>								
		<u>2006-1</u>	<u>2006-2</u>	<u>2006-3</u>	<u>2008-1</u>	<u>2008-2</u>	<u>2008-3</u>	<u>2010-1</u>	<u>2010-2</u>	<u>2010-3</u>
1	1	17	0	0	0	0	0	0	0	0
2	2	11	0	0	0	0	0	0	0	0
3	3	16	0	0	0	0	0	0	0	0
4	4	16	0	0	0	0	0	0	0	0
5	5	24	0	0	0	0	0	0	0	0
6	6	34	0	0	0	0	0	0	0	0
7	7	41	0	0	0	0	0	0	0	0
8	8	64	0	0	0	0	0	0	0	0
9	9	47	0	0	0	0	0	0	0	0
10	10	14	0	0	0	0	0	0	0	0
Don't know	98	0	0	0	0	0	0	0	0	0
No answer	99	22	0	0	0	0	0	0	0	0
Not applicable (Not Punch 1 in MENTLHOS)	0	1694	2000	2000	2023	2023	2023	2044	2044	2044

565. Some cities and states have laws that force people with problems like NAME into treatment. Do you think that people like NAME should be forced by law to...

A. Get treatment at a clinic or from a doctor.

[VAR: MUSTDOC]

<u>RESPONSE</u>	<u>PUNCH</u>	<u>YEAR</u>								
		<u>2006-1</u>	<u>2006-2</u>	<u>2006-3</u>	<u>2008-1</u>	<u>2008-2</u>	<u>2008-3</u>	<u>2010-1</u>	<u>2010-2</u>	<u>2010-3</u>
Yes	1	267	0	0	0	0	0	0	0	0
No	2	629	0	0	0	0	0	0	0	0
Don't know	8	32	0	0	0	0	0	0	0	0
No answer	9	12	0	0	0	0	0	0	0	0
Not applicable	0	1060	2000	2000	2023	2023	2023	2044	2044	2044

B. Take a prescription medication to control his/her behavior.

[VAR: MUSTMED]

<u>RESPONSE</u>	<u>PUNCH</u>	<u>YEAR</u>								
		<u>2006-1</u>	<u>2006-2</u>	<u>2006-3</u>	<u>2008-1</u>	<u>2008-2</u>	<u>2008-3</u>	<u>2010-1</u>	<u>2010-2</u>	<u>2010-3</u>
Yes	1	243	0	0	0	0	0	0	0	0
No	2	653	0	0	0	0	0	0	0	0
Don't know	8	33	0	0	0	0	0	0	0	0
No answer	9	11	0	0	0	0	0	0	0	0
Not applicable	0	1060	2000	2000	2023	2023	2023	2044	2044	2044

C. Be admitted to a hospital for treatment.

[VAR: MUSTHOSP]

<u>RESPONSE</u>	<u>PUNCH</u>	<u>YEAR</u>								
		<u>2006-1</u>	<u>2006-2</u>	<u>2006-3</u>	<u>2008-1</u>	<u>2008-2</u>	<u>2008-3</u>	<u>2010-1</u>	<u>2010-2</u>	<u>2010-3</u>
Yes	1	279	0	0	0	0	0	0	0	0
No	2	621	0	0	0	0	0	0	0	0
Don't know	8	29	0	0	0	0	0	0	0	0
No answer	9	11	0	0	0	0	0	0	0	0
Not applicable	0	1060	2000	2000	2023	2023	2023	2044	2044	2044

D. Be admitted to a hospital for treatment if s/he is dangerous to him/herself.

[VAR: DANGRSLF]

<u>RESPONSE</u>	<u>PUNCH</u>	<u>YEAR</u>								
		<u>2006-1</u>	<u>2006-2</u>	<u>2006-3</u>	<u>2008-1</u>	<u>2008-2</u>	<u>2008-3</u>	<u>2010-1</u>	<u>2010-2</u>	<u>2010-3</u>
Yes	1	804	0	0	0	0	0	0	0	0
No	2	103	0	0	0	0	0	0	0	0
Don't know	8	20	0	0	0	0	0	0	0	0
No answer	9	13	0	0	0	0	0	0	0	0
Not applicable	0	1060	2000	2000	2023	2023	2023	2044	2044	2044

E. Be admitted to a hospital for treatment if s/he is dangerous to others.

[VAR: DANGROTH]

<u>RESPONSE</u>	<u>PUNCH</u>	<u>YEAR</u>								
		<u>2006-1</u>	<u>2006-2</u>	<u>2006-3</u>	<u>2008-1</u>	<u>2008-2</u>	<u>2008-3</u>	<u>2010-1</u>	<u>2010-2</u>	<u>2010-3</u>
Yes	1	842	0	0	0	0	0	0	0	0
No	2	68	0	0	0	0	0	0	0	0
Don't know	8	17	0	0	0	0	0	0	0	0
No answer	9	13	0	0	0	0	0	0	0	0
Not applicable	0	1060	2000	2000	2023	2023	2023	2044	2044	2044

566. In your opinion, who should be most responsible for paying the cost of NAME's medical care, including mental health care and treatment?

[VAR: MEDCARE1]

<u>RESPONSE</u>	<u>PUNCH</u>	<u>YEAR</u>								
		<u>2006-1</u>	<u>2006-2</u>	<u>2006-3</u>	<u>2008-1</u>	<u>2008-2</u>	<u>2008-3</u>	<u>2010-1</u>	<u>2010-2</u>	<u>2010-3</u>
NAME, him/herself (ASK MEDCARE2)	1	261	0	0	0	0	0	0	0	0
His/her family (GO TO SPMENTL)	2	58	0	0	0	0	0	0	0	0
Government (GO TO SPMENTL)	3	122	0	0	0	0	0	0	0	0
Insurance (GO TO SPMENTL)	4	450	0	0	0	0	0	0	0	0
Private charity (GO TO SPMENTL)	5	14	0	0	0	0	0	0	0	0
Don't know	8	23	0	0	0	0	0	0	0	0
No answer	9	12	0	0	0	0	0	0	0	0
Not applicable	0	1060	2000	2000	2023	2023	2023	2044	2044	2044

IF NAME (CODE 1) IS CHOSEN IN MEDCARE1, ASK MEDCARE2

567. Who should be next most responsible?

[VAR: MEDCARE2]

<u>RESPONSE</u>	<u>PUNCH</u>	<u>YEAR</u>								
		<u>2006-1</u>	<u>2006-2</u>	<u>2006-3</u>	<u>2008-1</u>	<u>2008-2</u>	<u>2008-3</u>	<u>2010-1</u>	<u>2010-2</u>	<u>2010-3</u>
His/her family	1	107	0	0	0	0	0	0	0	0
Government	2	20	0	0	0	0	0	0	0	0
Insurance	3	126	0	0	0	0	0	0	0	0
Private charity	4	6	0	0	0	0	0	0	0	0
Don't know	8	1	0	0	0	0	0	0	0	0
No answer	9	13	0	0	0	0	0	0	0	0
Not applicable (Punches 2-5, 8, IAP in MEDCARE1)	0	1727	2000	2000	2023	2023	2023	2044	2044	2044

Let's turn away from NAME, now.

IF FORM "X", ASK SPMENTL. IF FORM "Y", GO TO GOVMNTL.

568. Earlier, we talked about various areas of government spending. Since we've been talking about the mental health area, please indicate whether you would like to see more or less government spending in the area of mental health care. Remember that if you say "much more," it might require a tax increase to pay for it.

IF R ANSWERS BY SAYING NAME DOES NOT REQUIRE CARE, REMIND HIM/HER WE'RE NOT TALKING ABOUT NAME ANYMORE.

[VAR: SPMENTL]

<u>RESPONSE</u>	<u>PUNCH</u>	<u>YEAR</u>								
		<u>2006-1</u>	<u>2006-2</u>	<u>2006-3</u>	<u>2008-1</u>	<u>2008-2</u>	<u>2008-3</u>	<u>2010-1</u>	<u>2010-2</u>	<u>2010-3</u>
Spend much more	1	53	0	0	0	0	0	0	0	0
Spend more	2	180	0	0	0	0	0	0	0	0
Spend the same as now	3	201	0	0	0	0	0	0	0	0
Spend less	4	19	0	0	0	0	0	0	0	0
Spend much less	5	8	0	0	0	0	0	0	0	0
Can't choose	8	16	0	0	0	0	0	0	0	0
No answer	9	5	0	0	0	0	0	0	0	0
Not applicable (Form 2)	0	1518	2000	2000	2023	2023	2023	2044	2044	2044

IF FORM "Y", ASK GOVMNTL-MNTLOTH. IF FORM "X", GO TO INSTRUCTIONS BEFORE BRKDAS1.

569. On the whole, do you think it should or should not be the government's responsibility to provide mental health care for persons with mental illnesses?

IF R ANSWERS BY SAYING NAME DOES NOT REQUIRE CARE, REMIND HIM/HER WE'RE NOT TALKING ABOUT NAME ANYMORE.

[VAR: GOVMNTL]

<u>RESPONSE</u>	<u>PUNCH</u>	<u>YEAR</u>								
		<u>2006-1</u>	<u>2006-2</u>	<u>2006-3</u>	<u>2008-1</u>	<u>2008-2</u>	<u>2008-3</u>	<u>2010-1</u>	<u>2010-2</u>	<u>2010-3</u>
Definitely should be	1	170	0	0	0	0	0	0	0	0
Probably should be	2	193	0	0	0	0	0	0	0	0
Probably should not be	3	72	0	0	0	0	0	0	0	0
Definitely should not be	4	11	0	0	0	0	0	0	0	0
Can't choose	8	5	0	0	0	0	0	0	0	0
No answer	9	7	0	0	0	0	0	0	0	0
Not applicable (Form 1)	0	1542	2000	2000	2023	2023	2023	2044	2044	2044

570. Cases in Sample A (Ballots 1-3 should receive these variables.

[VAR: VIGVER06]

<u>RESPONSE</u>	<u>PUNCH</u>	<u>YEAR</u>								
		<u>2006-1</u>	<u>2006-2</u>	<u>2006-3</u>	<u>2008-1</u>	<u>2008-2</u>	<u>2008-3</u>	<u>2010-1</u>	<u>2010-2</u>	<u>2010-3</u>
Alcohol Dependence		247	0	0	0	0	0	0	0	0
Depression		270	0	0	0	0	0	0	0	0
Schizophrenia		242	0	0	0	0	0	0	0	0
No Problem		234	0	0	0	0	0	0	0	0
Not applicable		1007	2000	2000	2023	2023	2023	2044	2044	2044

REMARKS: This item was not asked to respondents. It was used to determine which follow-up question was administered in VIGLAB06
Please consult the GSS Cross-Section codebook for the original vignettes, under VIGVERSN

571. In your opinion, how likely is it that [NAME] is experiencing...

IF VIGVER06 = 1, DISPLAY Alcohol dependence?

IF VIGVER06 = 2, DISPLAY A major depression?

IF VIGVER06 = 3, DISPLAY Schizophrenia?

IF VIGVER06 = 4, Skip to MHTRTOTH

[VAR: VIGLABEL]

<u>RESPONSE</u>	<u>PUNCH</u>	<u>YEAR</u>								
		<u>2006-1</u>	<u>2006-2</u>	<u>2006-3</u>	<u>2008-1</u>	<u>2008-2</u>	<u>2008-3</u>	<u>2010-1</u>	<u>2010-2</u>	<u>2010-3</u>
Very likely	1	426	0	0	0	0	0	0	0	0
Somewhat likely	2	201	0	0	0	0	0	0	0	0
Not very likely	3	39	0	0	0	0	0	0	0	0
Not at all likely	4	12	0	0	0	0	0	0	0	0
Don't Know	8	27	0	0	0	0	0	0	0	0
No Answer (Includes Vignette E)	9	8	0	0	0	0	0	0	0	0
Not applicable	0	1287	2000	2000	2023	2023	2023	2044	2044	2044

REMARKS: This item is an extension to the vignettes used in VIGVERSN. Refer to there for the vignette wordings. When using the computer file, use variables MENTLVG2, MENTLVG3, MENTLVG4, and MENTLVG5 to determine which vignette was read to R. Note that the vignettes read in 2006 are identical to those read in VIGVERSN, with the exception that no vignettes concerning drugs were used.

572. Leaving yourself aside, have you personally ever known someone who has received treatment for a mental health situation?

[VAR: MHTRTOTH]

<u>RESPONSE</u>	<u>PUNCH</u>	<u>YEAR</u>								
		<u>2006-1</u>	<u>2006-2</u>	<u>2006-3</u>	<u>2008-1</u>	<u>2008-2</u>	<u>2008-3</u>	<u>2010-1</u>	<u>2010-2</u>	<u>2010-3</u>
Yes	1	589	0	0	0	0	0	0	0	0
No (GO TO SEEMHPUB)	2	334	0	0	0	0	0	0	0	0
Don't Know (GO TO SEEMHPUB)	8	8	0	0	0	0	0	0	0	0
Refused (GO TO SEEMHPUB)	9	9	0	0	0	0	0	0	0	0
Not applicable	0	1060	2000	2000	2023	2023	2023	2044	2044	2044

573. How much distress did this person's mental health problem cause you...

[VAR: MHOTHYOU]

<u>RESPONSE</u>	<u>PUNCH</u>	<u>YEAR</u>								
		<u>2006-1</u>	<u>2006-2</u>	<u>2006-3</u>	<u>2008-1</u>	<u>2008-2</u>	<u>2008-3</u>	<u>2010-1</u>	<u>2010-2</u>	<u>2010-3</u>
A great deal	1	158	0	0	0	0	0	0	0	0
Quite a bit	2	119	0	0	0	0	0	0	0	0
A little	3	179	0	0	0	0	0	0	0	0
Not at all	4	131	0	0	0	0	0	0	0	0
Don't Know	8	1	0	0	0	0	0	0	0	0
Refused	9	10	0	0	0	0	0	0	0	0
Not applicable (Punches 2, 8 in MHTRTOTH)	0	1402	2000	2000	2023	2023	2023	2044	2044	2044

574. As a result of the mental health problem, would you say that your relationship with this person...

[VAR: MHOTHREL]

<u>RESPONSE</u>	<u>PUNCH</u>	<u>YEAR</u>								
		<u>2006-1</u>	<u>2006-2</u>	<u>2006-3</u>	<u>2008-1</u>	<u>2008-2</u>	<u>2008-3</u>	<u>2010-1</u>	<u>2010-2</u>	<u>2010-3</u>
Became stronger	1	153	0	0	0	0	0	0	0	0
Became worse	2	79	0	0	0	0	0	0	0	0
Was unchanged	3	300	0	0	0	0	0	0	0	0
Ended as a result of the problem	4	52	0	0	0	0	0	0	0	0
Don't Know	8	5	0	0	0	0	0	0	0	0
Refused	9	9	0	0	0	0	0	0	0	0
Not applicable (Punches 2, 8 in MHTRTOTH)	0	1402	2000	2000	2023	2023	2023	2044	2044	2044

575. How frequently are you in a public place where you see someone who seems to be mentally ill...

[VAR: SEEMHPUB]

<u>RESPONSE</u>	<u>PUNCH</u>	<u>YEAR</u>								
		<u>2006-1</u>	<u>2006-2</u>	<u>2006-3</u>	<u>2008-1</u>	<u>2008-2</u>	<u>2008-3</u>	<u>2010-1</u>	<u>2010-2</u>	<u>2010-3</u>
Often	1	221	0	0	0	0	0	0	0	0
Sometimes	2	296	0	0	0	0	0	0	0	0
Almost never	3	304	0	0	0	0	0	0	0	0
Never	4	97	0	0	0	0	0	0	0	0
Don't Know	8	13	0	0	0	0	0	0	0	0
Refused	9	9	0	0	0	0	0	0	0	0
Not applicable	0	1060	2000	2000	2023	2023	2023	2044	2044	2044

576. How often do you see people in public who make strange gestures or talk when there was no one there to listen...

[VAR: GESTTALK]

<u>RESPONSE</u>	<u>PUNCH</u>	<u>YEAR</u>								
		<u>2006-1</u>	<u>2006-2</u>	<u>2006-3</u>	<u>2008-1</u>	<u>2008-2</u>	<u>2008-3</u>	<u>2010-1</u>	<u>2010-2</u>	<u>2010-3</u>
Often	1	177	0	0	0	0	0	0	0	0
Sometimes	2	349	0	0	0	0	0	0	0	0
Almost never	3	287	0	0	0	0	0	0	0	0
Never	4	109	0	0	0	0	0	0	0	0
Don't Know	8	8	0	0	0	0	0	0	0	0
Refused	9	10	0	0	0	0	0	0	0	0
Not applicable	0	1060	2000	2000	2023	2023	2023	2044	2044	2044

577. Have you changed where you go for shopping or entertainment because of the presence of people who seem to be mentally ill....

[VAR: AVOIDMH]

<u>RESPONSE</u>	<u>PUNCH</u>	<u>YEAR</u>								
		<u>2006-1</u>	<u>2006-2</u>	<u>2006-3</u>	<u>2008-1</u>	<u>2008-2</u>	<u>2008-3</u>	<u>2010-1</u>	<u>2010-2</u>	<u>2010-3</u>
Often	1	9	0	0	0	0	0	0	0	0
Sometimes	2	46	0	0	0	0	0	0	0	0
Almost never	3	113	0	0	0	0	0	0	0	0
Never	4	759	0	0	0	0	0	0	0	0
Don't Know	8	4	0	0	0	0	0	0	0	0
Refused	9	9	0	0	0	0	0	0	0	0
Not applicable	0	1060	2000	2000	2023	2023	2023	2044	2044	2044

Next, I'd like to ask you about your opinions about medicine, health, and health care.

578. Please tell me how much you agree or disagree with the following statements about medicines prescribed by doctors to help people who are having problems with their emotions, nerves or their mental health:

HAND CARD EL

A. Psychiatric medicine is harmful to the body.

[VAR: PSYCMED1]

<u>RESPONSE</u>	<u>PUNCH</u>	<u>YEAR</u>								
		<u>2006-1</u>	<u>2006-2</u>	<u>2006-3</u>	<u>2008-1</u>	<u>2008-2</u>	<u>2008-3</u>	<u>2010-1</u>	<u>2010-2</u>	<u>2010-3</u>
Strongly agree	1	62	0	0	0	0	0	0	0	0
Agree	2	188	0	0	0	0	0	0	0	0
Neither agree nor disagree	3	302	0	0	0	0	0	0	0	0
Disagree	4	245	0	0	0	0	0	0	0	0
Strongly disagree	5	75	0	0	0	0	0	0	0	0
Don't know	8	57	0	0	0	0	0	0	0	0
No answer	9	11	0	0	0	0	0	0	0	0
Not applicable	0	1060	2000	2000	2023	2023	2023	2044	2044	2044

B. Taking these medications interferes with daily activities.

[VAR: PSYCMED3]

<u>RESPONSE</u>	<u>PUNCH</u>	<u>YEAR</u>								
		<u>2006-1</u>	<u>2006-2</u>	<u>2006-3</u>	<u>2008-1</u>	<u>2008-2</u>	<u>2008-3</u>	<u>2010-1</u>	<u>2010-2</u>	<u>2010-3</u>
Strongly agree	1	71	0	0	0	0	0	0	0	0
Agree	2	325	0	0	0	0	0	0	0	0
Neither agree nor disagree	3	226	0	0	0	0	0	0	0	0
Disagree	4	214	0	0	0	0	0	0	0	0
Strongly disagree	5	40	0	0	0	0	0	0	0	0
Don't know	8	54	0	0	0	0	0	0	0	0
No answer	9	10	0	0	0	0	0	0	0	0
Not applicable	0	1060	2000	2000	2023	2023	2023	2044	2044	2044

C. Taking these medications helps people deal with day-to-day stresses.

[VAR: PSYCMED4]

<u>RESPONSE</u>	<u>PUNCH</u>	<u>YEAR</u>								
		<u>2006-1</u>	<u>2006-2</u>	<u>2006-3</u>	<u>2008-1</u>	<u>2008-2</u>	<u>2008-3</u>	<u>2010-1</u>	<u>2010-2</u>	<u>2010-3</u>
Strongly agree	1	156	0	0	0	0	0	0	0	0
Agree	2	597	0	0	0	0	0	0	0	0
Neither agree nor disagree	3	96	0	0	0	0	0	0	0	0
Disagree	4	33	0	0	0	0	0	0	0	0
Strongly disagree	5	9	0	0	0	0	0	0	0	0
Don't know	8	39	0	0	0	0	0	0	0	0
No answer	9	10	0	0	0	0	0	0	0	0
Not applicable	0	1060	2000	2000	2023	2023	2023	2044	2044	2044

D. Taking these medications makes things easier in relations with family and friends.

[VAR: PSYCMED5]

<u>RESPONSE</u>	<u>PUNCH</u>	<u>YEAR</u>								
		<u>2006-1</u>	<u>2006-2</u>	<u>2006-3</u>	<u>2008-1</u>	<u>2008-2</u>	<u>2008-3</u>	<u>2010-1</u>	<u>2010-2</u>	<u>2010-3</u>
Strongly agree	1	136	0	0	0	0	0	0	0	0
Agree	2	552	0	0	0	0	0	0	0	0
Neither agree nor disagree	3	146	0	0	0	0	0	0	0	0
Disagree	4	50	0	0	0	0	0	0	0	0
Strongly disagree	5	8	0	0	0	0	0	0	0	0
Don't know	8	38	0	0	0	0	0	0	0	0
No answer	9	10	0	0	0	0	0	0	0	0
Not applicable	0	1060	2000	2000	2023	2023	2023	2044	2044	2044

E. These medications help people control their symptoms.

[VAR: PSYCMED6]

<u>RESPONSE</u>	<u>PUNCH</u>	<u>YEAR</u>								
		<u>2006-1</u>	<u>2006-2</u>	<u>2006-3</u>	<u>2008-1</u>	<u>2008-2</u>	<u>2008-3</u>	<u>2010-1</u>	<u>2010-2</u>	<u>2010-3</u>
Strongly agree	1	147	0	0	0	0	0	0	0	0
Agree	2	627	0	0	0	0	0	0	0	0
Neither agree nor disagree	3	92	0	0	0	0	0	0	0	0
Disagree	4	17	0	0	0	0	0	0	0	0
Strongly disagree	5	5	0	0	0	0	0	0	0	0
Don't know	8	42	0	0	0	0	0	0	0	0
No answer	9	10	0	0	0	0	0	0	0	0
Not applicable	0	1060	2000	2000	2023	2023	2023	2044	2044	2044

F. Taking medication helps people feel better about themselves.

[VAR: PSYCMED7]

<u>RESPONSE</u>	<u>PUNCH</u>	<u>YEAR</u>								
		<u>2006-1</u>	<u>2006-2</u>	<u>2006-3</u>	<u>2008-1</u>	<u>2008-2</u>	<u>2008-3</u>	<u>2010-1</u>	<u>2010-2</u>	<u>2010-3</u>
Strongly agree	1	102	0	0	0	0	0	0	0	0
Agree	2	498	0	0	0	0	0	0	0	0
Neither agree nor disagree	3	193	0	0	0	0	0	0	0	0
Disagree	4	77	0	0	0	0	0	0	0	0
Strongly disagree	5	14	0	0	0	0	0	0	0	0
Don't know	8	46	0	0	0	0	0	0	0	0
No answer	9	10	0	0	0	0	0	0	0	0
Not applicable	0	1060	2000	2000	2023	2023	2023	2044	2044	2044

REMARKS: Hand Card EL contained response options 1-5.

579. How likely would you be to take doctor-prescribed psychiatric medication in the following situations?

HAND CARD EM

A. ...because you were having trouble in your personal life.

[VAR: USEPSYC1]

<u>RESPONSE</u>	<u>PUNCH</u>	<u>YEAR</u>								
		<u>2006-1</u>	<u>2006-2</u>	<u>2006-3</u>	<u>2008-1</u>	<u>2008-2</u>	<u>2008-3</u>	<u>2010-1</u>	<u>2010-2</u>	<u>2010-3</u>
Very likely	1	96	0	0	0	0	0	0	0	0
Somewhat likely	2	167	0	0	0	0	0	0	0	0
Mixed	3	167	0	0	0	0	0	0	0	0
Somewhat unlikely	4	163	0	0	0	0	0	0	0	0
Very unlikely	5	315	0	0	0	0	0	0	0	0
Don't know	8	23	0	0	0	0	0	0	0	0
No answer	9	9	0	0	0	0	0	0	0	0
Not applicable	0	1060	2000	2000	2023	2023	2023	2044	2044	2044

B. ...because you didn't know how to cope anymore with the stresses of life.

[VAR: USEPSYC2]

<u>RESPONSE</u>	<u>PUNCH</u>	<u>YEAR</u>								
		<u>2006-1</u>	<u>2006-2</u>	<u>2006-3</u>	<u>2008-1</u>	<u>2008-2</u>	<u>2008-3</u>	<u>2010-1</u>	<u>2010-2</u>	<u>2010-3</u>
Very likely	1	155	0	0	0	0	0	0	0	0
Somewhat likely	2	267	0	0	0	0	0	0	0	0
Mixed	3	154	0	0	0	0	0	0	0	0
Somewhat unlikely	4	123	0	0	0	0	0	0	0	0
Very unlikely	5	203	0	0	0	0	0	0	0	0
Don't know	8	29	0	0	0	0	0	0	0	0
No answer	9	9	0	0	0	0	0	0	0	0
Not applicable	0	1060	2000	2000	2023	2023	2023	2044	2044	2044

C. ...because you were feeling depressed, tired, were having trouble sleeping and concentrating, and felt worthless.

[VAR: USEPSYC3]

<u>RESPONSE</u>	<u>PUNCH</u>	<u>YEAR</u>								
		<u>2006-1</u>	<u>2006-2</u>	<u>2006-3</u>	<u>2008-1</u>	<u>2008-2</u>	<u>2008-3</u>	<u>2010-1</u>	<u>2010-2</u>	<u>2010-3</u>
Very likely	1	188	0	0	0	0	0	0	0	0
Somewhat likely	2	266	0	0	0	0	0	0	0	0
Mixed	3	125	0	0	0	0	0	0	0	0
Somewhat unlikely	4	127	0	0	0	0	0	0	0	0
Very unlikely	5	204	0	0	0	0	0	0	0	0
Don't know	8	21	0	0	0	0	0	0	0	0
No answer	9	9	0	0	0	0	0	0	0	0
Not applicable	0	1060	2000	2000	2023	2023	2023	2044	2044	2044

- D. ...for no apparent reason, you were having periods of intense fear in which you were trembling, sweating, feeling dizzy, and feared losing control or going crazy.

[VAR: USEPSYC4]

<u>RESPONSE</u>	<u>PUNCH</u>	<u>YEAR</u>								
		<u>2006-1</u>	<u>2006-2</u>	<u>2006-3</u>	<u>2008-1</u>	<u>2008-2</u>	<u>2008-3</u>	<u>2010-1</u>	<u>2010-2</u>	<u>2010-3</u>
Very likely	1	336	0	0	0	0	0	0	0	0
Somewhat likely	2	248	0	0	0	0	0	0	0	0
Mixed	3	115	0	0	0	0	0	0	0	0
Somewhat unlikely	4	72	0	0	0	0	0	0	0	0
Very unlikely	5	132	0	0	0	0	0	0	0	0
Don't know	8	27	0	0	0	0	0	0	0	0
No answer	9	10	0	0	0	0	0	0	0	0
Not applicable	0	1060	2000	2000	2023	2023	2023	2044	2044	2044

REMARKS: Hand Card EM contained response options 1-5.

580. How much do you agree and disagree with the following statements?

- A. I doubt that my doctor really cares about me as a person.

HAND CARD EQ

[VAR: DOC15]

<u>RESPONSE</u>	<u>PUNCH</u>	<u>YEAR</u>								
		<u>2006-1</u>	<u>2006-2</u>	<u>2006-3</u>	<u>2008-1</u>	<u>2008-2</u>	<u>2008-3</u>	<u>2010-1</u>	<u>2010-2</u>	<u>2010-3</u>
Strongly agree	1	37	0	0	0	0	0	0	0	0
Agree	2	105	0	0	0	0	0	0	0	0
Neither agree nor disagree	3	185	0	0	0	0	0	0	0	0
Disagree	4	376	0	0	0	0	0	0	0	0
Strongly disagree	5	210	0	0	0	0	0	0	0	0
Don't know	8	18	0	0	0	0	0	0	0	0
No answer	9	9	0	0	0	0	0	0	0	0
Not applicable	0	1060	2000	2000	2023	2023	2023	2044	2044	2044

B. I trust my doctor's judgments about my medical care.

[VAR: DOC16]

<u>RESPONSE</u>	<u>PUNCH</u>	<u>YEAR</u>								
		<u>2006-1</u>	<u>2006-2</u>	<u>2006-3</u>	<u>2008-1</u>	<u>2008-2</u>	<u>2008-3</u>	<u>2010-1</u>	<u>2010-2</u>	<u>2010-3</u>
Strongly agree	1	260	0	0	0	0	0	0	0	0
Agree	2	502	0	0	0	0	0	0	0	0
Neither agree nor disagree	3	107	0	0	0	0	0	0	0	0
Disagree	4	36	0	0	0	0	0	0	0	0
Strongly disagree	5	15	0	0	0	0	0	0	0	0
Don't know	8	12	0	0	0	0	0	0	0	0
No answer	9	8	0	0	0	0	0	0	0	0
Not applicable	0	1060	2000	2000	2023	2023	2023	2044	2044	2044

C. I trust my doctor to put my medical needs above all other considerations when treating my medical problems.

[VAR: DOC18]

<u>RESPONSE</u>	<u>PUNCH</u>	<u>YEAR</u>								
		<u>2006-1</u>	<u>2006-2</u>	<u>2006-3</u>	<u>2008-1</u>	<u>2008-2</u>	<u>2008-3</u>	<u>2010-1</u>	<u>2010-2</u>	<u>2010-3</u>
Strongly agree	1	228	0	0	0	0	0	0	0	0
Agree	2	491	0	0	0	0	0	0	0	0
Neither agree nor disagree	3	129	0	0	0	0	0	0	0	0
Disagree	4	59	0	0	0	0	0	0	0	0
Strongly disagree	5	11	0	0	0	0	0	0	0	0
Don't know	8	14	0	0	0	0	0	0	0	0
No answer	9	8	0	0	0	0	0	0	0	0
Not applicable	0	1060	2000	2000	2023	2023	2023	2044	2044	2044

D. My doctor is a real expert in taking care of medical problems like mine.

[VAR: DOC19]

<u>RESPONSE</u>	<u>PUNCH</u>	<u>YEAR</u>								
		<u>2006-1</u>	<u>2006-2</u>	<u>2006-3</u>	<u>2008-1</u>	<u>2008-2</u>	<u>2008-3</u>	<u>2010-1</u>	<u>2010-2</u>	<u>2010-3</u>
Strongly agree	1	198	0	0	0	0	0	0	0	0
Agree	2	468	0	0	0	0	0	0	0	0
Neither agree nor disagree	3	195	0	0	0	0	0	0	0	0
Disagree	4	44	0	0	0	0	0	0	0	0
Strongly disagree	5	9	0	0	0	0	0	0	0	0
Don't know	8	18	0	0	0	0	0	0	0	0
No answer	9	8	0	0	0	0	0	0	0	0
Not applicable	0	1060	2000	2000	2023	2023	2023	2044	2044	2044

E. I trust my doctor to tell me if a mistake was made about my treatment.

[VAR: DOC20]

<u>RESPONSE</u>	<u>PUNCH</u>	<u>YEAR</u>								
		<u>2006-1</u>	<u>2006-2</u>	<u>2006-3</u>	<u>2008-1</u>	<u>2008-2</u>	<u>2008-3</u>	<u>2010-1</u>	<u>2010-2</u>	<u>2010-3</u>
Strongly agree	1	180	0	0	0	0	0	0	0	0
Agree	2	464	0	0	0	0	0	0	0	0
Neither agree nor disagree	3	147	0	0	0	0	0	0	0	0
Disagree	4	93	0	0	0	0	0	0	0	0
Strongly disagree	5	35	0	0	0	0	0	0	0	0
Don't know	8	13	0	0	0	0	0	0	0	0
No answer	9	8	0	0	0	0	0	0	0	0
Not applicable	0	1060	2000	2000	2023	2023	2023	2044	2044	2044

REMARKS: Hand Card EQ contained response options 1-5.

581. Next, I'd like to ask you some questions about the medication called Prozac.

A. Have you ever heard of Prozac?

[VAR: PROZAC]

<u>RESPONSE</u>	<u>PUNCH</u>	<u>YEAR</u>								
		<u>2006-1</u>	<u>2006-2</u>	<u>2006-3</u>	<u>2008-1</u>	<u>2008-2</u>	<u>2008-3</u>	<u>2010-1</u>	<u>2010-2</u>	<u>2010-3</u>
Yes	1	829	0	0	0	0	0	0	0	0
No (SKIP TO SOCSECR)	2	95	0	0	0	0	0	0	0	0
Not sure/Can't remember	8	7	0	0	0	0	0	0	0	0
No answer	9	9	0	0	0	0	0	0	0	0
Not applicable	0	1060	2000	2000	2023	2023	2023	2044	2044	2044

B. Have you, yourself, ever taken Prozac?

[VAR: USEDPROZ]

<u>RESPONSE</u>	<u>PUNCH</u>	<u>YEAR</u>								
		<u>2006-1</u>	<u>2006-2</u>	<u>2006-3</u>	<u>2008-1</u>	<u>2008-2</u>	<u>2008-3</u>	<u>2010-1</u>	<u>2010-2</u>	<u>2010-3</u>
Yes	1	82	0	0	0	0	0	0	0	0
No	2	744	0	0	0	0	0	0	0	0
Not sure/Can't remember	8	2	0	0	0	0	0	0	0	0
No answer	9	10	0	0	0	0	0	0	0	0
Not applicable (Punch 2 on PROZAC)	0	1162	2000	2000	2023	2023	2023	2044	2044	2044

C. Have you ever personally known anyone who took Prozac?

[VAR: KNWNPROZ]

<u>RESPONSE</u>	<u>PUNCH</u>	<u>YEAR</u>								
		<u>2006-1</u>	<u>2006-2</u>	<u>2006-3</u>	<u>2008-1</u>	<u>2008-2</u>	<u>2008-3</u>	<u>2010-1</u>	<u>2010-2</u>	<u>2010-3</u>
Yes	1	496	0	0	0	0	0	0	0	0
No	2	316	0	0	0	0	0	0	0	0
Not sure/Can't remember	8	16	0	0	0	0	0	0	0	0
No answer	9	10	0	0	0	0	0	0	0	0
Not applicable (Punch 2 on PROZAC)	0	1162	2000	2000	2023	2023	2023	2044	2044	2044

582. What can you tell me about what Prozac is used for?

A. First mention

[VAR: PROZFOR1]

<u>RESPONSE</u>	<u>PUNCH</u>	<u>YEAR</u>								
		<u>2006-1</u>	<u>2006-2</u>	<u>2006-3</u>	<u>2008-1</u>	<u>2008-2</u>	<u>2008-3</u>	<u>2010-1</u>	<u>2010-2</u>	<u>2010-3</u>
1	1	475	0	0	0	0	0	0	0	0
3	3	1	0	0	0	0	0	0	0	0
6	6	20	0	0	0	0	0	0	0	0
10	10	60	0	0	0	0	0	0	0	0
11	11	7	0	0	0	0	0	0	0	0
12	12	18	0	0	0	0	0	0	0	0
13	13	13	0	0	0	0	0	0	0	0
14	14	15	0	0	0	0	0	0	0	0
16	16	6	0	0	0	0	0	0	0	0
18	18	35	0	0	0	0	0	0	0	0
20	20	5	0	0	0	0	0	0	0	0
21	21	5	0	0	0	0	0	0	0	0
24	24	6	0	0	0	0	0	0	0	0
25	25	2	0	0	0	0	0	0	0	0
26	26	11	0	0	0	0	0	0	0	0
27	27	7	0	0	0	0	0	0	0	0
28	28	1	0	0	0	0	0	0	0	0
29	29	1	0	0	0	0	0	0	0	0
30	30	6	0	0	0	0	0	0	0	0
34	34	4	0	0	0	0	0	0	0	0
95	95	58	0	0	0	0	0	0	0	0
97	97	65	0	0	0	0	0	0	0	0
Don't know	98	1	0	0	0	0	0	0	0	0
No answer	99	7	0	0	0	0	0	0	0	0
Not applicable (Punch 2 on PROZAC)	0	1171	2000	2000	2023	2023	2023	2044	2044	2044

B. Second mention

[VAR: PROZFOR2]

<u>RESPONSE</u>	<u>PUNCH</u>	<u>YEAR</u>								
		<u>2006-1</u>	<u>2006-2</u>	<u>2006-3</u>	<u>2008-1</u>	<u>2008-2</u>	<u>2008-3</u>	<u>2010-1</u>	<u>2010-2</u>	<u>2010-3</u>
2	2	7	0	0	0	0	0	0	0	0
3	3	2	0	0	0	0	0	0	0	0
6	6	41	0	0	0	0	0	0	0	0
8	8	1	0	0	0	0	0	0	0	0
9	9	1	0	0	0	0	0	0	0	0
10	10	10	0	0	0	0	0	0	0	0
11	11	4	0	0	0	0	0	0	0	0
12	12	14	0	0	0	0	0	0	0	0
13	13	11	0	0	0	0	0	0	0	0
14	14	7	0	0	0	0	0	0	0	0
16	16	5	0	0	0	0	0	0	0	0
18	18	7	0	0	0	0	0	0	0	0
20	20	9	0	0	0	0	0	0	0	0
21	21	10	0	0	0	0	0	0	0	0
22	22	3	0	0	0	0	0	0	0	0
24	24	5	0	0	0	0	0	0	0	0
25	25	2	0	0	0	0	0	0	0	0
26	26	3	0	0	0	0	0	0	0	0
27	27	2	0	0	0	0	0	0	0	0
29	29	5	0	0	0	0	0	0	0	0
30	30	4	0	0	0	0	0	0	0	0
31	31	2	0	0	0	0	0	0	0	0
33	33	1	0	0	0	0	0	0	0	0
34	34	2	0	0	0	0	0	0	0	0
50	50	0	0	0	0	0	0	0	0	0
98	98	671	0	0	0	0	0	0	0	0
99	99	0	0	0	0	0	0	0	0	0
Not applicable (Punch 2 on PROZAC)	0	1171	2000	2000	2023	2023	2023	2044	2044	2044

C. Third Mention

[VAR: PROZFOR3]

RESPONSE	PUNCH	YEAR								
		2006-1	2006-2	2006-3	2008-1	2008-2	2008-3	2010-1	2010-2	2010-3
6	6	2	0	0	0	0	0	0	0	0
10	10	1	0	0	0	0	0	0	0	0
12	12	2	0	0	0	0	0	0	0	0
14	14	2	0	0	0	0	0	0	0	0
16	16	3	0	0	0	0	0	0	0	0
18	18	1	0	0	0	0	0	0	0	0
19	19	2	0	0	0	0	0	0	0	0
20	20	4	0	0	0	0	0	0	0	0
21	21	1	0	0	0	0	0	0	0	0
24	24	1	0	0	0	0	0	0	0	0
26	26	1	0	0	0	0	0	0	0	0
32	32	2	0	0	0	0	0	0	0	0
34	34	5	0	0	0	0	0	0	0	0
98	98	802	0	0	0	0	0	0	0	0
99	99	0	0	0	0	0	0	0	0	0
Not applicable (Punch 2 on PROZAC)	0	1171	2000	2000	2023	2023	2023	2044	2044	2044

REMARKS: Punches given for PROZFOR1-3 refer to the codes listed below:

1. Psychiatric/mental health/problems/illness, crazy people; emotional problems/disturbances; mental

2. Depression/anti-depressant

3. Mood stabilization/swings/altering/enhancing

4. Calming; relaxing

5. Stress

6. Unhappiness/happiness; feel good

7. Psychotropic drug; nerve pill

8. Dieting

9. Upper/stimulant

10. Addictions

11. Anxiety

12. Obsessive Compulsive Disorder

13. Tranquilizer/sedative/downer

14. Sleep disorder

15. Hyperactivity in/calm down children; Attention Deficit Disorder

16. Chemical imbalance/brain chemistry/regulate chemicals

17. Valley/manic depressive/bi-polar

18. Serotonin

19. Schizophrenia/hearing voices/hallucinations

20. Logical thinking/concentration/brain stimulation

21. Suicide

22. Female disorders/hormonal imbalance; hot flushes;

PMS; Menopause

23. Pain reliever

24. Other specific mental disorders; phobias; panic attacks; MPD;

learning disability; lust or sex desire

25. General negative comments with no reference to it doing anything

26. Eating disorder

50. Miscellaneous

98. DK

99. No answer

583. How much do you agree or disagree with the following statements?

HAND CARD ER

A. Prozac is harmful to the body.

[VAR: PROZ1]

<u>RESPONSE</u>	<u>PUNCH</u>	<u>YEAR</u>								
		<u>2006-1</u>	<u>2006-2</u>	<u>2006-3</u>	<u>2008-1</u>	<u>2008-2</u>	<u>2008-3</u>	<u>2010-1</u>	<u>2010-2</u>	<u>2010-3</u>
Strongly agree	1	53	0	0	0	0	0	0	0	0
Agree	2	147	0	0	0	0	0	0	0	0
Neither agree nor disagree	3	362	0	0	0	0	0	0	0	0
Disagree	4	150	0	0	0	0	0	0	0	0
Strongly disagree	5	27	0	0	0	0	0	0	0	0
Don't know	8	88	0	0	0	0	0	0	0	0
No answer	9	11	0	0	0	0	0	0	0	0
Not applicable (Punch 2 on PROZAC)	0	1162	2000	2000	2023	2023	2023	2044	2044	2044

B. Taking Prozac interferes with daily activities.

[VAR: PROZ3]

<u>RESPONSE</u>	<u>PUNCH</u>	<u>YEAR</u>								
		<u>2006-1</u>	<u>2006-2</u>	<u>2006-3</u>	<u>2008-1</u>	<u>2008-2</u>	<u>2008-3</u>	<u>2010-1</u>	<u>2010-2</u>	<u>2010-3</u>
Strongly agree	1	38	0	0	0	0	0	0	0	0
Agree	2	185	0	0	0	0	0	0	0	0
Neither agree nor disagree	3	275	0	0	0	0	0	0	0	0
Disagree	4	206	0	0	0	0	0	0	0	0
Strongly disagree	5	35	0	0	0	0	0	0	0	0
Don't know	8	88	0	0	0	0	0	0	0	0
No answer	9	11	0	0	0	0	0	0	0	0
Not applicable (Punch 2 on PROZAC)	0	1162	2000	2000	2023	2023	2023	2044	2044	2044

C. Taking Prozac helps people deal with day-to-day stresses.

[VAR: PROZ4]

<u>RESPONSE</u>	<u>PUNCH</u>	<u>YEAR</u>								
		<u>2006-1</u>	<u>2006-2</u>	<u>2006-3</u>	<u>2008-1</u>	<u>2008-2</u>	<u>2008-3</u>	<u>2010-1</u>	<u>2010-2</u>	<u>2010-3</u>
Strongly agree	1	72	0	0	0	0	0	0	0	0
Agree	2	459	0	0	0	0	0	0	0	0
Neither agree nor disagree	3	174	0	0	0	0	0	0	0	0
Disagree	4	30	0	0	0	0	0	0	0	0
Strongly disagree	5	13	0	0	0	0	0	0	0	0
Don't know	8	79	0	0	0	0	0	0	0	0
No answer	9	11	0	0	0	0	0	0	0	0
Not applicable (Punch 2 on PROZAC)	0	1162	2000	2000	2023	2023	2023	2044	2044	2044

D. Taking Prozac makes things easier in relations with family and friends.

[VAR: PROZ5]

<u>RESPONSE</u>	<u>PUNCH</u>	<u>YEAR</u>								
		<u>2006-1</u>	<u>2006-2</u>	<u>2006-3</u>	<u>2008-1</u>	<u>2008-2</u>	<u>2008-3</u>	<u>2010-1</u>	<u>2010-2</u>	<u>2010-3</u>
Strongly agree	1	53	0	0	0	0	0	0	0	0
Agree	2	386	0	0	0	0	0	0	0	0
Neither agree nor disagree	3	227	0	0	0	0	0	0	0	0
Disagree	4	60	0	0	0	0	0	0	0	0
Strongly disagree	5	15	0	0	0	0	0	0	0	0
Don't know	8	85	0	0	0	0	0	0	0	0
No answer	9	12	0	0	0	0	0	0	0	0
Not applicable (Punch 2 on PROZAC)	0	1162	2000	2000	2023	2023	2023	2044	2044	2044

E. I think Prozac helps people control their symptoms.

[VAR: PROZ6]

<u>RESPONSE</u>	<u>PUNCH</u>	<u>YEAR</u>								
		<u>2006-1</u>	<u>2006-2</u>	<u>2006-3</u>	<u>2008-1</u>	<u>2008-2</u>	<u>2008-3</u>	<u>2010-1</u>	<u>2010-2</u>	<u>2010-3</u>
Strongly agree	1	65	0	0	0	0	0	0	0	0
Agree	2	459	0	0	0	0	0	0	0	0
Neither agree nor disagree	3	168	0	0	0	0	0	0	0	0
Disagree	4	36	0	0	0	0	0	0	0	0
Strongly disagree	5	18	0	0	0	0	0	0	0	0
Don't know	8	81	0	0	0	0	0	0	0	0
No answer	9	11	0	0	0	0	0	0	0	0
Not applicable (Punch 2 on PROZAC)	0	1162	2000	2000	2023	2023	2023	2044	2044	2044

F. Taking Prozac makes people feel better about themselves.

[VAR: PROZ7]

<u>RESPONSE</u>	<u>PUNCH</u>	<u>YEAR</u>								
		<u>2006-1</u>	<u>2006-2</u>	<u>2006-3</u>	<u>2008-1</u>	<u>2008-2</u>	<u>2008-3</u>	<u>2010-1</u>	<u>2010-2</u>	<u>2010-3</u>
Strongly agree	1	50	0	0	0	0	0	0	0	0
Agree	2	370	0	0	0	0	0	0	0	0
Neither agree nor disagree	3	251	0	0	0	0	0	0	0	0
Disagree	4	57	0	0	0	0	0	0	0	0
Strongly disagree	5	20	0	0	0	0	0	0	0	0
Don't know	8	79	0	0	0	0	0	0	0	0
No answer	9	11	0	0	0	0	0	0	0	0
Not applicable (Punch 2 on PROZAC)	0	1162	2000	2000	2023	2023	2023	2044	2044	2044

G. Prozac should be taken to enhance the strengths of people's personalities.

[VAR: PROZ8]

<u>RESPONSE</u>	<u>PUNCH</u>	<u>YEAR</u>								
		<u>2006-1</u>	<u>2006-2</u>	<u>2006-3</u>	<u>2008-1</u>	<u>2008-2</u>	<u>2008-3</u>	<u>2010-1</u>	<u>2010-2</u>	<u>2010-3</u>
Strongly agree	1	11	0	0	0	0	0	0	0	0
Agree	2	69	0	0	0	0	0	0	0	0
Neither agree nor disagree	3	189	0	0	0	0	0	0	0	0
Disagree	4	315	0	0	0	0	0	0	0	0
Strongly disagree	5	154	0	0	0	0	0	0	0	0
Don't know	8	89	0	0	0	0	0	0	0	0
No answer	9	11	0	0	0	0	0	0	0	0
Not applicable (Punch 2 on PROZAC)	0	1162	2000	2000	2023	2023	2023	2044	2044	2044

H. Only people who are diagnosed with clinical depression should take Prozac.

[VAR: PROZ9]

<u>RESPONSE</u>	<u>PUNCH</u>	<u>YEAR</u>								
		<u>2006-1</u>	<u>2006-2</u>	<u>2006-3</u>	<u>2008-1</u>	<u>2008-2</u>	<u>2008-3</u>	<u>2010-1</u>	<u>2010-2</u>	<u>2010-3</u>
Strongly agree	1	147	0	0	0	0	0	0	0	0
Agree	2	337	0	0	0	0	0	0	0	0
Neither agree nor disagree	3	180	0	0	0	0	0	0	0	0
Disagree	4	57	0	0	0	0	0	0	0	0
Strongly disagree	5	21	0	0	0	0	0	0	0	0
Don't know	8	85	0	0	0	0	0	0	0	0
No answer	9	11	0	0	0	0	0	0	0	0
Not applicable (Punch 2 on PROZAC)	0	1162	2000	2000	2023	2023	2023	2044	2044	2044

REMARKS: Hand card ER contained response options 1-5.

584. How likely would you be to take doctor prescribed Prozac in the following situations?

HAND CARD ES

A. ...because you were having trouble in your personal life.

[VAR: PROZSLF1]

<u>RESPONSE</u>	<u>PUNCH</u>	<u>YEAR</u>								
		<u>2006-1</u>	<u>2006-2</u>	<u>2006-3</u>	<u>2008-1</u>	<u>2008-2</u>	<u>2008-3</u>	<u>2010-1</u>	<u>2010-2</u>	<u>2010-3</u>
Very likely	1	41	0	0	0	0	0	0	0	0
Somewhat likely	2	100	0	0	0	0	0	0	0	0
Mixed	3	137	0	0	0	0	0	0	0	0
Somewhat unlikely	4	143	0	0	0	0	0	0	0	0
Very unlikely	5	366	0	0	0	0	0	0	0	0
Don't know	8	39	0	0	0	0	0	0	0	0
No answer	9	12	0	0	0	0	0	0	0	0
Not applicable (Punch 2 on PROZAC)	0	1162	2000	2000	2023	2023	2023	2044	2044	2044

B. ...because you didn't know how to cope anymore with the stresses of life.

[VAR: PROZSLF2]

<u>RESPONSE</u>	<u>PUNCH</u>	<u>YEAR</u>								
		<u>2006-1</u>	<u>2006-2</u>	<u>2006-3</u>	<u>2008-1</u>	<u>2008-2</u>	<u>2008-3</u>	<u>2010-1</u>	<u>2010-2</u>	<u>2010-3</u>
Very likely	1	84	0	0	0	0	0	0	0	0
Somewhat likely	2	193	0	0	0	0	0	0	0	0
Mixed	3	126	0	0	0	0	0	0	0	0
Somewhat unlikely	4	127	0	0	0	0	0	0	0	0
Very unlikely	5	258	0	0	0	0	0	0	0	0
Don't know	8	38	0	0	0	0	0	0	0	0
No answer	9	12	0	0	0	0	0	0	0	0
Not applicable (Punch 2 on PROZAC)	0	1162	2000	2000	2023	2023	2023	2044	2044	2044

C. ...because you were feeling depressed, tired, were having trouble sleeping and concentrating, and felt worthless.

[VAR: PROZSLF3]

<u>RESPONSE</u>	<u>PUNCH</u>	<u>YEAR</u>								
		<u>2006-1</u>	<u>2006-2</u>	<u>2006-3</u>	<u>2008-1</u>	<u>2008-2</u>	<u>2008-3</u>	<u>2010-1</u>	<u>2010-2</u>	<u>2010-3</u>
Very likely	1	107	0	0	0	0	0	0	0	0
Somewhat likely	2	199	0	0	0	0	0	0	0	0
Mixed	3	125	0	0	0	0	0	0	0	0
Somewhat unlikely	4	105	0	0	0	0	0	0	0	0
Very unlikely	5	253	0	0	0	0	0	0	0	0
Don't know	8	37	0	0	0	0	0	0	0	0
No answer	9	12	0	0	0	0	0	0	0	0
Not applicable (Punch 2 on PROZAC)	0	1162	2000	2000	2023	2023	2023	2044	2044	2044

D. ...for no apparent reason, you were having periods of intense fear in which you were trembling, sweating, feeling dizzy, and feared losing control or going crazy.

[VAR: PROZSLF4]

<u>RESPONSE</u>	<u>PUNCH</u>	<u>YEAR</u>								
		<u>2006-1</u>	<u>2006-2</u>	<u>2006-3</u>	<u>2008-1</u>	<u>2008-2</u>	<u>2008-3</u>	<u>2010-1</u>	<u>2010-2</u>	<u>2010-3</u>
Very likely	1	169	0	0	0	0	0	0	0	0
Somewhat likely	2	200	0	0	0	0	0	0	0	0
Mixed	3	108	0	0	0	0	0	0	0	0
Somewhat unlikely	4	99	0	0	0	0	0	0	0	0
Very unlikely	5	213	0	0	0	0	0	0	0	0
Don't know	8	36	0	0	0	0	0	0	0	0
No answer	9	13	0	0	0	0	0	0	0	0
Not applicable (Punch 2 on PROZAC)	0	1162	2000	2000	2023	2023	2023	2044	2044	2044

REMARKS: Hand Card ES contained responses 1-5.

**Topical Module: Gun Control
(GUNSALES-GUNSDRNK)**

585. In most states a gun owner may legally sell his or her gun without proof that the buyer has passed a criminal history check. How strongly do you favor or oppose a law that required private gun sales to be subject to the same background check requirements as sales by licensed dealers? Do you...

[VAR: GUNSALES]

<u>RESPONSE</u>	<u>PUNCH</u>	<u>YEAR</u>								
		<u>2006-1</u>	<u>2006-2</u>	<u>2006-3</u>	<u>2008-1</u>	<u>2008-2</u>	<u>2008-3</u>	<u>2010-1</u>	<u>2010-2</u>	<u>2010-3</u>
Strongly favor	1	575	0	0	0	0	0	0	0	0
Favor	2	151	0	0	0	0	0	0	0	0
Neither favor nor oppose	3	78	0	0	0	0	0	0	0	0
Oppose	4	63	0	0	0	0	0	0	0	0
Strongly oppose	5	47	0	0	0	0	0	0	0	0
Don't know	8	16	0	0	0	0	0	0	0	0
No Answer	9	8	0	0	0	0	0	0	0	0
Not applicable	0	1062	2000	2000	2023	2023	2023	2044	2044	2044

586. Should penalties for illegally selling guns be tougher, less tough, or about as tough as penalties for illegally selling drugs?

[VAR: GUNSDRUG]

<u>RESPONSE</u>	<u>PUNCH</u>	<u>YEAR</u>								
		<u>2006-1</u>	<u>2006-2</u>	<u>2006-3</u>	<u>2008-1</u>	<u>2008-2</u>	<u>2008-3</u>	<u>2010-1</u>	<u>2010-2</u>	<u>2010-3</u>
Tougher	1	506	0	0	0	0	0	0	0	0
Less tough	2	68	0	0	0	0	0	0	0	0
About as tough	3	336	0	0	0	0	0	0	0	0
Don't know	8	20	0	0	0	0	0	0	0	0
No Answer	9	8	0	0	0	0	0	0	0	0
Not applicable	0	1062	2000	2000	2023	2023	2023	2044	2044	2044

587. Should semi-automatic, assault weapons or semi-automatic guns known as assault rifles be sold to the general public or should their sales be limited to the military and police?

[VAR: SEMIGUNS]

<u>RESPONSE</u>	<u>PUNCH</u>	<u>YEAR</u>								
		<u>2006-1</u>	<u>2006-2</u>	<u>2006-3</u>	<u>2008-1</u>	<u>2008-2</u>	<u>2008-3</u>	<u>2010-1</u>	<u>2010-2</u>	<u>2010-3</u>
Sold to the general public	1	131	0	0	0	0	0	0	0	0
Sales be limited to the military and police	2	771	0	0	0	0	0	0	0	0
Don't know	8	27	0	0	0	0	0	0	0	0
No Answer	9	9	0	0	0	0	0	0	0	0
Not applicable	0	1062	2000	2000	2023	2023	2023	2044	2044	2044

588. As a result of the 9/11 terrorist attacks, do you think that gun control laws should be stricter, making it harder for people to purchase firearms or that gun control laws should be less strict, making it easier for people to purchase firearms?

[VAR: GUNS911]

<u>RESPONSE</u>	<u>PUNCH</u>	<u>YEAR</u>								
		<u>2006-1</u>	<u>2006-2</u>	<u>2006-3</u>	<u>2008-1</u>	<u>2008-2</u>	<u>2008-3</u>	<u>2010-1</u>	<u>2010-2</u>	<u>2010-3</u>
Should be stricter	1	706	0	0	0	0	0	0	0	0
Should be less strict	2	152	0	0	0	0	0	0	0	0
Don't know	8	68	0	0	0	0	0	0	0	0
No Answer	9	12	0	0	0	0	0	0	0	0
Not applicable	0	1062	2000	2000	2023	2023	2023	2044	2044	2044

589. Currently, the federal government maintains terrorist watch lists that it uses to determine whether particular persons should be prohibited from flying on planes. Should persons the federal government determines to be too dangerous to fly on planes be able to purchase firearms?

[VAR: NOFLYGUN]

<u>RESPONSE</u>	<u>PUNCH</u>	<u>YEAR</u>								
		<u>2006-1</u>	<u>2006-2</u>	<u>2006-3</u>	<u>2008-1</u>	<u>2008-2</u>	<u>2008-3</u>	<u>2010-1</u>	<u>2010-2</u>	<u>2010-3</u>
Yes	1	0	190	0	0	0	0	0	0	0
No	2	0	1279	0	0	0	0	0	0	0
Don't know	8	0	56	0	0	0	0	0	0	0
No Answer	9	0	11	0	0	0	0	0	0	0
Not applicable	0	2000	464	2000	2023	2023	2023	2044	2044	2044

590. Currently under federal law, very high power, 50-caliber rifles that can penetrate armor from a mile away are available to people on the same basis as standard hunting rifles. Should such very high power rifles be 1) restricted only to the police and military, or 2) available to civilians like standard hunting rifles as they are at present?

[VAR: RIFLES50]

<u>RESPONSE</u>	<u>PUNCH</u>	<u>YEAR</u>								
		<u>2006-1</u>	<u>2006-2</u>	<u>2006-3</u>	<u>2008-1</u>	<u>2008-2</u>	<u>2008-3</u>	<u>2010-1</u>	<u>2010-2</u>	<u>2010-3</u>
Restricted to police and military	1	790	0	0	0	0	0	0	0	0
Available to civilians like other hunting rifles	2	126	0	0	0	0	0	0	0	0
Don't know	8	13	0	0	0	0	0	0	0	0
No Answer	9	9	0	0	0	0	0	0	0	0
Not applicable	0	1062	2000	2000	2023	2023	2023	2044	2044	2044

591. In all states it is illegal to drive while under the influence of alcohol. Would you favor or oppose state laws making it illegal to carry a firearm while under the influence of alcohol?

[VAR: GUNSDRNK]

<u>RESPONSE</u>	<u>PUNCH</u>	<u>YEAR</u>								
		<u>2006-1</u>	<u>2006-2</u>	<u>2006-3</u>	<u>2008-1</u>	<u>2008-2</u>	<u>2008-3</u>	<u>2010-1</u>	<u>2010-2</u>	<u>2010-3</u>
Favor	1	841	0	0	0	0	0	0	0	0
Oppose	2	77	0	0	0	0	0	0	0	0
Don't know	8	11	0	0	0	0	0	0	0	0
No Answer	9	9	0	0	0	0	0	0	0	0
Not applicable	0	1062	2000	2000	2023	2023	2023	2044	2044	2044

**Topical Module: Disability
(DISABLD1-DISABLD7)**

592. Do you have a hearing problem that prevents you from hearing what is said in normal conversation even with a hearing aid?

[VAR: DISABLD1]

<u>RESPONSE</u>	<u>PUNCH</u>	<u>YEAR</u>								
		<u>2006-1</u>	<u>2006-2</u>	<u>2006-3</u>	<u>2008-1</u>	<u>2008-2</u>	<u>2008-3</u>	<u>2010-1</u>	<u>2010-2</u>	<u>2010-3</u>
Yes	1	54	0	0	0	0	0	0	0	0
No	2	879	0	0	0	0	0	0	0	0
Don't know	8	1	0	0	0	0	0	0	0	0
No Answer	9	4	0	0	0	0	0	0	0	0
Not applicable	0	1062	2000	2000	2023	2023	2023	2044	2044	2044

593. Do you have a vision problem that prevents you from reading a newspaper even when wearing glasses or contacts?

[VAR: DISABLD2]

<u>RESPONSE</u>	<u>PUNCH</u>	<u>YEAR</u>								
		<u>2006-1</u>	<u>2006-2</u>	<u>2006-3</u>	<u>2008-1</u>	<u>2008-2</u>	<u>2008-3</u>	<u>2010-1</u>	<u>2010-2</u>	<u>2010-3</u>
Yes	1	61	0	0	0	0	0	0	0	0
No	2	872	0	0	0	0	0	0	0	0
Don't know	8	0	0	0	0	0	0	0	0	0
No Answer	9	5	0	0	0	0	0	0	0	0
Not applicable	0	1062	2000	2000	2023	2023	2023	2044	2044	2044

593. Do you have any condition that substantially limits one or more basic physical activities such as walking, climbing stairs, reaching, lifting, or carrying?

[VAR: DISABLD3]

<u>RESPONSE</u>	<u>PUNCH</u>	<u>YEAR</u>								
		<u>2006-1</u>	<u>2006-2</u>	<u>2006-3</u>	<u>2008-1</u>	<u>2008-2</u>	<u>2008-3</u>	<u>2010-1</u>	<u>2010-2</u>	<u>2010-3</u>
Yes	1	150	0	0	0	0	0	0	0	0
No	2	782	0	0	0	0	0	0	0	0
Don't know	8	0	0	0	0	0	0	0	0	0
No Answer	9	6	0	0	0	0	0	0	0	0
Not applicable	0	1062	2000	2000	2023	2023	2023	2044	2044	2044

595. Do you have any other physical disability?

[VAR: DISABLD4]

<u>RESPONSE</u>	<u>PUNCH</u>	<u>YEAR</u>								
		<u>2006-1</u>	<u>2006-2</u>	<u>2006-3</u>	<u>2008-1</u>	<u>2008-2</u>	<u>2008-3</u>	<u>2010-1</u>	<u>2010-2</u>	<u>2010-3</u>
Yes	1	88	0	0	0	0	0	0	0	0
No	2	843	0	0	0	0	0	0	0	0
Don't know	8	0	0	0	0	0	0	0	0	0
No Answer	9	7	0	0	0	0	0	0	0	0
Not applicable	0	1062	2000	2000	2023	2023	2023	2044	2044	2044

596. Do you have any emotional or mental disability?

[VAR: DISABLD5]

<u>RESPONSE</u>	<u>PUNCH</u>	<u>YEAR</u>								
		<u>2006-1</u>	<u>2006-2</u>	<u>2006-3</u>	<u>2008-1</u>	<u>2008-2</u>	<u>2008-3</u>	<u>2010-1</u>	<u>2010-2</u>	<u>2010-3</u>
Yes	1	40	0	0	0	0	0	0	0	0
No	2	891	0	0	0	0	0	0	0	0
Don't know	8	0	0	0	0	0	0	0	0	0
No Answer	9	7	0	0	0	0	0	0	0	0
Not applicable	0	1062	2000	2000	2023	2023	2023	2044	2044	2044

597. Because of a physical, mental, or emotional condition lasting 3 months or longer, do you have difficulty doing any of the following...

A. Learning, remembering or concentrating?

[VAR: DISABLD6]

<u>RESPONSE</u>	<u>PUNCH</u>	<u>YEAR</u>								
		<u>2006-1</u>	<u>2006-2</u>	<u>2006-3</u>	<u>2008-1</u>	<u>2008-2</u>	<u>2008-3</u>	<u>2010-1</u>	<u>2010-2</u>	<u>2010-3</u>
Yes	1	96	0	0	0	0	0	0	0	0
No	2	836	0	0	0	0	0	0	0	0
Don't know	8	0	0	0	0	0	0	0	0	0
No Answer	9	6	0	0	0	0	0	0	0	0
Not applicable	0	1062	2000	2000	2023	2023	2023	2044	2044	2044

B. Participating fully in school, housework, or other daily activities?

[VAR: DISABLD7]

<u>RESPONSE</u>	<u>PUNCH</u>	<u>YEAR</u>								
		<u>2006-1</u>	<u>2006-2</u>	<u>2006-3</u>	<u>2008-1</u>	<u>2008-2</u>	<u>2008-3</u>	<u>2010-1</u>	<u>2010-2</u>	<u>2010-3</u>
Yes	1	91	0	0	0	0	0	0	0	0
No	2	840	0	0	0	0	0	0	0	0
Don't know	8	1	0	0	0	0	0	0	0	0
No Answer	9	6	0	0	0	0	0	0	0	0
Not applicable	0	1062	2000	2000	2023	2023	2023	2044	2044	2044

**Topical Module: ISSP Sports & Leisure
(TVDVDVCR-HEALTH1)**

The following questions are related to your free time, that is, time you are not occupied with work or household duties or other activities that you are obliged to do.

598. How often do you do each of the following activities in your free time?

A. Watch TV, DVD, videos?

[VAR: TVDVDVCR]

<u>RESPONSE</u>	<u>PUNCH</u>	<u>YEAR</u>								
		<u>2006-1</u>	<u>2006-2</u>	<u>2006-3</u>	<u>2008-1</u>	<u>2008-2</u>	<u>2008-3</u>	<u>2010-1</u>	<u>2010-2</u>	<u>2010-3</u>
Daily	1	0	1035	0	0	0	0	0	0	0
Several times a week	2	0	315	0	0	0	0	0	0	0
Several times a month	3	0	116	0	0	0	0	0	0	0
Several times a year or less often	4	0	45	0	0	0	0	0	0	0
Never	5	0	22	0	0	0	0	0	0	0
Don't know	8	0	1	0	0	0	0	0	0	0
No answer	9	0	2	0	0	0	0	0	0	0
Not applicable	0	2000	464	2000	2023	2023	2023	2044	2044	2044

B. Go to the movies?

[VAR: GOMOVIES]

<u>RESPONSE</u>	<u>PUNCH</u>	<u>YEAR</u>								
		<u>2006-1</u>	<u>2006-2</u>	<u>2006-3</u>	<u>2008-1</u>	<u>2008-2</u>	<u>2008-3</u>	<u>2010-1</u>	<u>2010-2</u>	<u>2010-3</u>
Daily	1	0	2	0	0	0	0	0	0	0
Several times a week	2	0	16	0	0	0	0	0	0	0
Several times a month	3	0	168	0	0	0	0	0	0	0
Several times a year or less often	4	0	842	0	0	0	0	0	0	0
Never	5	0	506	0	0	0	0	0	0	0
Don't know	8	0	1	0	0	0	0	0	0	0
No answer	9	0	1	0	0	0	0	0	0	0
Not applicable	0	2000	464	2000	2023	2023	2023	2044	2044	2044

C. Go out shopping for pleasure?

[VAR: GOSHOP]

<u>RESPONSE</u>	<u>PUNCH</u>	<u>YEAR</u>								
		<u>2006-1</u>	<u>2006-2</u>	<u>2006-3</u>	<u>2008-1</u>	<u>2008-2</u>	<u>2008-3</u>	<u>2010-1</u>	<u>2010-2</u>	<u>2010-3</u>
Daily	1	0	14	0	0	0	0	0	0	0
Several times a week	2	0	145	0	0	0	0	0	0	0
Several times a month	3	0	477	0	0	0	0	0	0	0
Several times a year or less often	4	0	597	0	0	0	0	0	0	0
Never	5	0	299	0	0	0	0	0	0	0
Don't know	8	0	3	0	0	0	0	0	0	0
No answer	9	0	1	0	0	0	0	0	0	0
Not applicable	0	2000	464	2000	2023	2023	2023	2044	2044	2044

D. Read books?

[VAR: READBOOK]

<u>RESPONSE</u>	<u>PUNCH</u>	<u>YEAR</u>								
		<u>2006-1</u>	<u>2006-2</u>	<u>2006-3</u>	<u>2008-1</u>	<u>2008-2</u>	<u>2008-3</u>	<u>2010-1</u>	<u>2010-2</u>	<u>2010-3</u>
Daily	1	0	392	0	0	0	0	0	0	0
Several times a week	2	0	253	0	0	0	0	0	0	0
Several times a month	3	0	270	0	0	0	0	0	0	0
Several times a year or less often	4	0	366	0	0	0	0	0	0	0
Never	5	0	253	0	0	0	0	0	0	0
Don't know	8	0	1	0	0	0	0	0	0	0
No answer	9	0	1	0	0	0	0	0	0	0
Not applicable	0	2000	464	2000	2023	2023	2023	2044	2044	2044

E. Attend cultural events such as concerts, live theatre, exhibitions?

[VAR: ATTCULT]

<u>RESPONSE</u>	<u>PUNCH</u>	<u>YEAR</u>								
		<u>2006-1</u>	<u>2006-2</u>	<u>2006-3</u>	<u>2008-1</u>	<u>2008-2</u>	<u>2008-3</u>	<u>2010-1</u>	<u>2010-2</u>	<u>2010-3</u>
Daily	1	0	2	0	0	0	0	0	0	0
Several times a week	2	0	17	0	0	0	0	0	0	0
Several times a month	3	0	145	0	0	0	0	0	0	0
Several times a year or less often	4	0	885	0	0	0	0	0	0	0
Never	5	0	483	0	0	0	0	0	0	0
Don't know	8	0	3	0	0	0	0	0	0	0
No answer	9	0	1	0	0	0	0	0	0	0
Not applicable	0	2000	464	2000	2023	2023	2023	2044	2044	2044

F. Get together with relatives?

[VAR: SEERELS]

<u>RESPONSE</u>	<u>PUNCH</u>	<u>YEAR</u>								
		<u>2006-1</u>	<u>2006-2</u>	<u>2006-3</u>	<u>2008-1</u>	<u>2008-2</u>	<u>2008-3</u>	<u>2010-1</u>	<u>2010-2</u>	<u>2010-3</u>
Daily	1	0	2	0	0	0	0	0	0	0
Several times a week	2	0	17	0	0	0	0	0	0	0
Several times a month	3	0	145	0	0	0	0	0	0	0
Several times a year or less often	4	0	885	0	0	0	0	0	0	0
Never	5	0	483	0	0	0	0	0	0	0
Don't know	8	0	3	0	0	0	0	0	0	0
No answer	9	0	1	0	0	0	0	0	0	0
Not applicable	0	2000	464	2000	2023	2023	2023	2044	2044	2044

G. Get together with friends?

[VAR: SEEFRNDS]

<u>RESPONSE</u>	<u>PUNCH</u>	<u>YEAR</u>								
		<u>2006-1</u>	<u>2006-2</u>	<u>2006-3</u>	<u>2008-1</u>	<u>2008-2</u>	<u>2008-3</u>	<u>2010-1</u>	<u>2010-2</u>	<u>2010-3</u>
Daily	1	0	94	0	0	0	0	0	0	0
Several times a week	2	0	391	0	0	0	0	0	0	0
Several times a month	3	0	610	0	0	0	0	0	0	0
Several times a year or less often	4	0	359	0	0	0	0	0	0	0
Never	5	0	79	0	0	0	0	0	0	0
Don't know	8	0	2	0	0	0	0	0	0	0
No answer	9	0	1	0	0	0	0	0	0	0
Not applicable	0	2000	464	2000	2023	2023	2023	2044	2044	2044

H. Play cards or board games?

[VAR: PLAYGAME]

<u>RESPONSE</u>	<u>PUNCH</u>	<u>YEAR</u>								
		<u>2006-1</u>	<u>2006-2</u>	<u>2006-3</u>	<u>2008-1</u>	<u>2008-2</u>	<u>2008-3</u>	<u>2010-1</u>	<u>2010-2</u>	<u>2010-3</u>
Daily	1	0	38	0	0	0	0	0	0	0
Several times a week	2	0	106	0	0	0	0	0	0	0
Several times a month	3	0	243	0	0	0	0	0	0	0
Several times a year or less often	4	0	562	0	0	0	0	0	0	0
Never	5	0	585	0	0	0	0	0	0	0
Don't know	8	0	1	0	0	0	0	0	0	0
No answer	9	0	1	0	0	0	0	0	0	0
Not applicable	0	2000	464	2000	2023	2023	2023	2044	2044	2044

I. Listen to music?

[VAR: LSTMUSIC]

<u>RESPONSE</u>	<u>PUNCH</u>	<u>YEAR</u>								
		<u>2006-1</u>	<u>2006-2</u>	<u>2006-3</u>	<u>2008-1</u>	<u>2008-2</u>	<u>2008-3</u>	<u>2010-1</u>	<u>2010-2</u>	<u>2010-3</u>
Daily	1	0	1024	0	0	0	0	0	0	0
Several times a week	2	0	284	0	0	0	0	0	0	0
Several times a month	3	0	112	0	0	0	0	0	0	0
Several times a year or less often	4	0	64	0	0	0	0	0	0	0
Never	5	0	49	0	0	0	0	0	0	0
Don't know	8	0	2	0	0	0	0	0	0	0
No answer	9	0	1	0	0	0	0	0	0	0
Not applicable	0	2000	464	2000	2023	2023	2023	2044	2044	2044

J. Take part in physical activities such as sports, going to the gym, going for a walk?

[VAR: PHYSACTS]

<u>RESPONSE</u>	<u>PUNCH</u>	<u>YEAR</u>								
		<u>2006-1</u>	<u>2006-2</u>	<u>2006-3</u>	<u>2008-1</u>	<u>2008-2</u>	<u>2008-3</u>	<u>2010-1</u>	<u>2010-2</u>	<u>2010-3</u>
Daily	1	0	349	0	0	0	0	0	0	0
Several times a week	2	0	481	0	0	0	0	0	0	0
Several times a month	3	0	276	0	0	0	0	0	0	0
Several times a year or less often	4	0	182	0	0	0	0	0	0	0
Never	5	0	245	0	0	0	0	0	0	0
Don't know	8	0	2	0	0	0	0	0	0	0
No answer	9	0	1	0	0	0	0	0	0	0
Not applicable	0	2000	464	2000	2023	2023	2023	2044	2044	2044

K. Attend sporting events as a spectator?

[VAR: ATTSPRT]

<u>RESPONSE</u>	<u>PUNCH</u>	<u>YEAR</u>								
		<u>2006-1</u>	<u>2006-2</u>	<u>2006-3</u>	<u>2008-1</u>	<u>2008-2</u>	<u>2008-3</u>	<u>2010-1</u>	<u>2010-2</u>	<u>2010-3</u>
Daily	1	0	9	0	0	0	0	0	0	0
Several times a week	2	0	69	0	0	0	0	0	0	0
Several times a month	3	0	162	0	0	0	0	0	0	0
Several times a year or less often	4	0	663	0	0	0	0	0	0	0
Never	5	0	631	0	0	0	0	0	0	0
Don't know	8	0	1	0	0	0	0	0	0	0
No answer	9	0	1	0	0	0	0	0	0	0
Not applicable	0	2000	464	2000	2023	2023	2023	2044	2044	2044

L. Do handicrafts such as needle work, wood work, etc.?

[VAR: DOCRAFTS]

<u>RESPONSE</u>	<u>PUNCH</u>	<u>YEAR</u>								
		<u>2006-1</u>	<u>2006-2</u>	<u>2006-3</u>	<u>2008-1</u>	<u>2008-2</u>	<u>2008-3</u>	<u>2010-1</u>	<u>2010-2</u>	<u>2010-3</u>
Daily	1	0	46	0	0	0	0	0	0	0
Several times a week	2	0	93	0	0	0	0	0	0	0
Several times a month	3	0	173	0	0	0	0	0	0	0
Several times a year or less often	4	0	344	0	0	0	0	0	0	0
Never	5	0	878	0	0	0	0	0	0	0
Don't know	8	0	1	0	0	0	0	0	0	0
No answer	9	0	1	0	0	0	0	0	0	0
Not applicable	0	2000	464	2000	2023	2023	2023	2044	2044	2044

M. Spend time on the Internet or PC?

[VAR: TIMECOMP]

<u>RESPONSE</u>	<u>PUNCH</u>	<u>YEAR</u>								
		<u>2006-1</u>	<u>2006-2</u>	<u>2006-3</u>	<u>2008-1</u>	<u>2008-2</u>	<u>2008-3</u>	<u>2010-1</u>	<u>2010-2</u>	<u>2010-3</u>
Daily	1	0	629	0	0	0	0	0	0	0
Several times a week	2	0	269	0	0	0	0	0	0	0
Several times a month	3	0	140	0	0	0	0	0	0	0
Several times a year or less often	4	0	72	0	0	0	0	0	0	0
Never	5	0	424	0	0	0	0	0	0	0
Don't know	8	0	1	0	0	0	0	0	0	0
No answer	9	0	1	0	0	0	0	0	0	0
Not applicable	0	2000	464	2000	2023	2023	2023	2044	2044	2044

599. When you are involved in free time activities to what extent do they enable you to be the kind of person you really are?

[VAR: BETRUSLF]

<u>RESPONSE</u>	<u>PUNCH</u>	<u>YEAR</u>								
		<u>2006-1</u>	<u>2006-2</u>	<u>2006-3</u>	<u>2008-1</u>	<u>2008-2</u>	<u>2008-3</u>	<u>2010-1</u>	<u>2010-2</u>	<u>2010-3</u>
Very much	1	0	546	0	0	0	0	0	0	0
A lot	2	0	398	0	0	0	0	0	0	0
Somewhat	3	0	412	0	0	0	0	0	0	0
A little	4	0	95	0	0	0	0	0	0	0
Not at all	5	0	58	0	0	0	0	0	0	0
Don't know	8	0	24	0	0	0	0	0	0	0
No answer	9	0	3	0	0	0	0	0	0	0
Not applicable	0	2000	464	2000	2023	2023	2023	2044	2044	2044

600. When you are involved in free time activities to what extent do they enable you to strengthen your relationships with other people?

[VAR: RELATPEO]

<u>RESPONSE</u>	<u>PUNCH</u>	<u>YEAR</u>								
		<u>2006-1</u>	<u>2006-2</u>	<u>2006-3</u>	<u>2008-1</u>	<u>2008-2</u>	<u>2008-3</u>	<u>2010-1</u>	<u>2010-2</u>	<u>2010-3</u>
Very much	1	0	388	0	0	0	0	0	0	0
A lot	2	0	442	0	0	0	0	0	0	0
Somewhat	3	0	462	0	0	0	0	0	0	0
A little	4	0	135	0	0	0	0	0	0	0
Not at all	5	0	91	0	0	0	0	0	0	0
Don't know	8	0	15	0	0	0	0	0	0	0
No answer	9	0	3	0	0	0	0	0	0	0
Not applicable	0	2000	464	2000	2023	2023	2023	2044	2044	2044

601. Please, indicate how much enjoyment you get from the following free time activities:

A. Reading books?

[VAR: ENJYBKS]

<u>RESPONSE</u>	<u>PUNCH</u>	<u>YEAR</u>								
		<u>2006-1</u>	<u>2006-2</u>	<u>2006-3</u>	<u>2008-1</u>	<u>2008-2</u>	<u>2008-3</u>	<u>2010-1</u>	<u>2010-2</u>	<u>2010-3</u>
No enjoyment	1	0	61	0	0	0	0	0	0	0
Not much enjoyment	2	0	76	0	0	0	0	0	0	0
Some enjoyment	3	0	291	0	0	0	0	0	0	0
A fair amount of enjoyment	4	0	305	0	0	0	0	0	0	0
A great amount of enjoyment	5	0	633	0	0	0	0	0	0	0
I never do that	8	0	168	0	0	0	0	0	0	0
No answer	9	0	2	0	0	0	0	0	0	0
Not applicable	0	2000	464	2000	2023	2023	2023	2044	2044	2044

B. Getting together with friends?

[VAR: ENJYFRND]

<u>RESPONSE</u>	<u>PUNCH</u>	<u>YEAR</u>								
		<u>2006-1</u>	<u>2006-2</u>	<u>2006-3</u>	<u>2008-1</u>	<u>2008-2</u>	<u>2008-3</u>	<u>2010-1</u>	<u>2010-2</u>	<u>2010-3</u>
No enjoyment	1	0	4	0	0	0	0	0	0	0
Not much enjoyment	2	0	22	0	0	0	0	0	0	0
Some enjoyment	3	0	185	0	0	0	0	0	0	0
A fair amount of enjoyment	4	0	327	0	0	0	0	0	0	0
A great amount of enjoyment	5	0	950	0	0	0	0	0	0	0
I never do that	8	0	47	0	0	0	0	0	0	0
No answer	9	0	1	0	0	0	0	0	0	0
Not applicable	0	2000	464	2000	2023	2023	2023	2044	2044	2044

C. Taking part in physical activities such as sports, going to the gym, going for a walk?

[VAR: ENJYPHYS]

<u>RESPONSE</u>	<u>PUNCH</u>	<u>YEAR</u>								
		<u>2006-1</u>	<u>2006-2</u>	<u>2006-3</u>	<u>2008-1</u>	<u>2008-2</u>	<u>2008-3</u>	<u>2010-1</u>	<u>2010-2</u>	<u>2010-3</u>
No enjoyment	1	0	34	0	0	0	0	0	0	0
Not much enjoyment	2	0	82	0	0	0	0	0	0	0
Some enjoyment	3	0	302	0	0	0	0	0	0	0
A fair amount of enjoyment	4	0	425	0	0	0	0	0	0	0
A great amount of enjoyment	5	0	470	0	0	0	0	0	0	0
I never do that	8	0	222	0	0	0	0	0	0	0
No answer	9	0	1	0	0	0	0	0	0	0
Not applicable	0	2000	464	2000	2023	2023	2023	2044	2044	2044

D. Watching TV, DVD, videos?

[VAR: ENJYTV]

<u>RESPONSE</u>	<u>PUNCH</u>	<u>YEAR</u>								
		<u>2006-1</u>	<u>2006-2</u>	<u>2006-3</u>	<u>2008-1</u>	<u>2008-2</u>	<u>2008-3</u>	<u>2010-1</u>	<u>2010-2</u>	<u>2010-3</u>
No enjoyment	1	0	12	0	0	0	0	0	0	0
Not much enjoyment	2	0	83	0	0	0	0	0	0	0
Some enjoyment	3	0	564	0	0	0	0	0	0	0
A fair amount of enjoyment	4	0	511	0	0	0	0	0	0	0
A great amount of enjoyment	5	0	343	0	0	0	0	0	0	0
I never do that	6	0	21	0	0	0	0	0	0	0
Don't know	8	0	1	0	0	0	0	0	0	0
No answer	9	0	1	0	0	0	0	0	0	0
Not applicable	0	2000	464	2000	2023	2023	2023	2044	2044	2044

602. People do different things during their free time. For each of the following, please indicate how often you use your free time.....

A. ...to establish useful contacts?

[VAR: ESTCNTCT]

<u>RESPONSE</u>	<u>PUNCH</u>	<u>YEAR</u>								
		<u>2006-1</u>	<u>2006-2</u>	<u>2006-3</u>	<u>2008-1</u>	<u>2008-2</u>	<u>2008-3</u>	<u>2010-1</u>	<u>2010-2</u>	<u>2010-3</u>
Very often	1	0	130	0	0	0	0	0	0	0
Often	2	0	340	0	0	0	0	0	0	0
Sometimes	3	0	591	0	0	0	0	0	0	0
Seldom	4	0	320	0	0	0	0	0	0	0
Never	5	0	133	0	0	0	0	0	0	0
Don't know	8	0	17	0	0	0	0	0	0	0
No answer	9	0	5	0	0	0	0	0	0	0
Not applicable	0	2000	464	2000	2023	2023	2023	2044	2044	2044

B. ...relax and recover?

[VAR: RELAX]

<u>RESPONSE</u>	<u>PUNCH</u>	<u>YEAR</u>								
		<u>2006-1</u>	<u>2006-2</u>	<u>2006-3</u>	<u>2008-1</u>	<u>2008-2</u>	<u>2008-3</u>	<u>2010-1</u>	<u>2010-2</u>	<u>2010-3</u>
Very often	1	0	331	0	0	0	0	0	0	0
Often	2	0	544	0	0	0	0	0	0	0
Sometimes	3	0	459	0	0	0	0	0	0	0
Seldom	4	0	160	0	0	0	0	0	0	0
Never	5	0	37	0	0	0	0	0	0	0
Don't know	8	0	4	0	0	0	0	0	0	0
No answer	9	0	1	0	0	0	0	0	0	0
Not applicable	0	2000	464	2000	2023	2023	2023	2044	2044	2044

C. ...try to learn or develop skills?

[VAR: LEARNSKL]

<u>RESPONSE</u>	<u>PUNCH</u>	<u>YEAR</u>								
		<u>2006-1</u>	<u>2006-2</u>	<u>2006-3</u>	<u>2008-1</u>	<u>2008-2</u>	<u>2008-3</u>	<u>2010-1</u>	<u>2010-2</u>	<u>2010-3</u>
Very often	1	0	197	0	0	0	0	0	0	0
Often	2	0	425	0	0	0	0	0	0	0
Sometimes	3	0	563	0	0	0	0	0	0	0
Seldom	4	0	250	0	0	0	0	0	0	0
Never	5	0	93	0	0	0	0	0	0	0
Don't know	8	0	7	0	0	0	0	0	0	0
No answer	9	0	1	0	0	0	0	0	0	0
Not applicable	0	2000	464	2000	2023	2023	2023	2044	2044	2044

603. In your free time, how often do you feel bored?

[VAR: FRBORED]

<u>RESPONSE</u>	<u>PUNCH</u>	<u>YEAR</u>								
		<u>2006-1</u>	<u>2006-2</u>	<u>2006-3</u>	<u>2008-1</u>	<u>2008-2</u>	<u>2008-3</u>	<u>2010-1</u>	<u>2010-2</u>	<u>2010-3</u>
Very often	1	0	61	0	0	0	0	0	0	0
Often	2	0	103	0	0	0	0	0	0	0
Sometimes	3	0	447	0	0	0	0	0	0	0
Seldom	4	0	530	0	0	0	0	0	0	0
Never	5	0	391	0	0	0	0	0	0	0
Don't know	8	0	3	0	0	0	0	0	0	0
No answer	9	0	1	0	0	0	0	0	0	0
Not applicable	0	2000	464	2000	2023	2023	2023	2044	2044	2044

604. In your free time, how often do you feel rushed?

[VAR: FRRUSHED]

<u>RESPONSE</u>	<u>PUNCH</u>	<u>YEAR</u>								
		<u>2006-1</u>	<u>2006-2</u>	<u>2006-3</u>	<u>2008-1</u>	<u>2008-2</u>	<u>2008-3</u>	<u>2010-1</u>	<u>2010-2</u>	<u>2010-3</u>
Very often	1	0	190	0	0	0	0	0	0	0
Often	2	0	353	0	0	0	0	0	0	0
Sometimes	3	0	497	0	0	0	0	0	0	0
Seldom	4	0	292	0	0	0	0	0	0	0
Never	5	0	200	0	0	0	0	0	0	0
Don't know	8	0	3	0	0	0	0	0	0	0
No answer	9	0	1	0	0	0	0	0	0	0
Not applicable	0	2000	464	2000	2023	2023	2023	2044	2044	2044

605. In your free time, how often do you find yourself thinking about work?

[VAR: FRTHNKWK]

<u>RESPONSE</u>	<u>PUNCH</u>	<u>YEAR</u>								
		<u>2006-1</u>	<u>2006-2</u>	<u>2006-3</u>	<u>2008-1</u>	<u>2008-2</u>	<u>2008-3</u>	<u>2010-1</u>	<u>2010-2</u>	<u>2010-3</u>
Very often	1	0	187	0	0	0	0	0	0	0
Often	2	0	364	0	0	0	0	0	0	0
Sometimes	3	0	360	0	0	0	0	0	0	0
Seldom	4	0	284	0	0	0	0	0	0	0
Never	5	0	333	0	0	0	0	0	0	0
Don't know	8	0	7	0	0	0	0	0	0	0
No answer	9	0	1	0	0	0	0	0	0	0
Not applicable	0	2000	464	2000	2023	2023	2023	2044	2044	2044

606 In your free time, do you prefer to be with other people or do you prefer to be by yourself?

[VAR: PEOALONE]

<u>RESPONSE</u>	<u>PUNCH</u>	<u>YEAR</u>								
		<u>2006-1</u>	<u>2006-2</u>	<u>2006-3</u>	<u>2008-1</u>	<u>2008-2</u>	<u>2008-3</u>	<u>2010-1</u>	<u>2010-2</u>	<u>2010-3</u>
Most of time with other people	1	0	306	0	0	0	0	0	0	0
More with other people than alone	2	0	531	0	0	0	0	0	0	0
More alone than with other people	3	0	444	0	0	0	0	0	0	0
Most of time alone	4	0	242	0	0	0	0	0	0	0
Don't know	8	0	11	0	0	0	0	0	0	0
No answer	9	0	2	0	0	0	0	0	0	0
Not applicable	0	2000	464	2000	2023	2023	2023	2044	2044	2044

607. Suppose you could change the way you spend your time, spending more on some things and less on others.

Which of these things on the following list would you like to spend more time on, which would you like to spend less time on, and which would you like to spend the same amount of time as now?

A. Time in a paid job?

[VAR: TIMEPDWK]

<u>RESPONSE</u>	<u>PUNCH</u>	<u>YEAR</u>								
		<u>2006-1</u>	<u>2006-2</u>	<u>2006-3</u>	<u>2008-1</u>	<u>2008-2</u>	<u>2008-3</u>	<u>2010-1</u>	<u>2010-2</u>	<u>2010-3</u>
Much more time	1	0	149	0	0	0	0	0	0	0
A bit more time	2	0	154	0	0	0	0	0	0	0
Same time as now	3	0	491	0	0	0	0	0	0	0
A bit less time	4	0	276	0	0	0	0	0	0	0
Much less time	5	0	193	0	0	0	0	0	0	0
Does not Apply	6	0	269	0	0	0	0	0	0	0
Don't know	8	0	3	0	0	0	0	0	0	0
No answer	9	0	1	0	0	0	0	0	0	0
Not applicable	0	2000	464	2000	2023	2023	2023	2044	2044	2044

B. Time doing household work?

[VAR: TIMEHHWK]

<u>RESPONSE</u>	<u>PUNCH</u>	<u>YEAR</u>								
		<u>2006-1</u>	<u>2006-2</u>	<u>2006-3</u>	<u>2008-1</u>	<u>2008-2</u>	<u>2008-3</u>	<u>2010-1</u>	<u>2010-2</u>	<u>2010-3</u>
Much more time	1	0	79	0	0	0	0	0	0	0
A bit more time	2	0	258	0	0	0	0	0	0	0
Same time as now	3	0	511	0	0	0	0	0	0	0
A bit less time	4	0	342	0	0	0	0	0	0	0
Much less time	5	0	300	0	0	0	0	0	0	0
Does not Apply	6	0	43	0	0	0	0	0	0	0
Don't know	8	0	2	0	0	0	0	0	0	0
No answer	9	0	1	0	0	0	0	0	0	0
Not applicable	0	2000	464	2000	2023	2023	2023	2044	2044	2044

C. Time with your family?

[VAR: TIMEFAM]

<u>RESPONSE</u>	<u>PUNCH</u>	<u>YEAR</u>								
		<u>2006-1</u>	<u>2006-2</u>	<u>2006-3</u>	<u>2008-1</u>	<u>2008-2</u>	<u>2008-3</u>	<u>2010-1</u>	<u>2010-2</u>	<u>2010-3</u>
Much more time	1	0	706	0	0	0	0	0	0	0
A bit more time	2	0	510	0	0	0	0	0	0	0
Same time as now	3	0	275	0	0	0	0	0	0	0
A bit less time	4	0	15	0	0	0	0	0	0	0
Much less time	5	0	13	0	0	0	0	0	0	0
Does not Apply	6	0	13	0	0	0	0	0	0	0
Don't know	8	0	3	0	0	0	0	0	0	0
No answer	9	0	1	0	0	0	0	0	0	0
Not applicable	0	2000	464	2000	2023	2023	2023	2044	2044	2044

D. Time in leisure activities?

[VAR: TIMELEIS]

<u>RESPONSE</u>	<u>PUNCH</u>	<u>YEAR</u>								
		<u>2006-1</u>	<u>2006-2</u>	<u>2006-3</u>	<u>2008-1</u>	<u>2008-2</u>	<u>2008-3</u>	<u>2010-1</u>	<u>2010-2</u>	<u>2010-3</u>
Much more time	1	0	376	0	0	0	0	0	0	0
A bit more time	2	0	601	0	0	0	0	0	0	0
Same time as now	3	0	479	0	0	0	0	0	0	0
A bit less time	4	0	42	0	0	0	0	0	0	0
Much less time	5	0	16	0	0	0	0	0	0	0
Does not Apply	6	0	16	0	0	0	0	0	0	0
Don't know	8	0	5	0	0	0	0	0	0	0
No answer	9	0	1	0	0	0	0	0	0	0
Not applicable	0	2000	464	2000	2023	2023	2023	2044	2044	2044

608. In the last 12 months, how many nights altogether did you stay away from home for vacations or social visits?

[VAR: AWAYHOME]

<u>RESPONSE</u>	<u>PUNCH</u>	<u>YEAR</u>								
		<u>2006-1</u>	<u>2006-2</u>	<u>2006-3</u>	<u>2008-1</u>	<u>2008-2</u>	<u>2008-3</u>	<u>2010-1</u>	<u>2010-2</u>	<u>2010-3</u>
I was not away	1	0	444	0	0	0	0	0	0	0
1-5 days	2	0	276	0	0	0	0	0	0	0
6-10 days	3	0	245	0	0	0	0	0	0	0
11-20 days	4	0	279	0	0	0	0	0	0	0
21-30 days	5	0	140	0	0	0	0	0	0	0
More than 30 days	6	0	144	0	0	0	0	0	0	0
Don't know	8	0	4	0	0	0	0	0	0	0
No answer	9	0	4	0	0	0	0	0	0	0
Not applicable	0	2000	464	2000	2023	2023	2023	2044	2044	2044

609. In the last 12 months, how many days of leave from your work, if any, did you take altogether (do not include maternity or sick leaves or similar types of leave)?

[VAR: OFFWORK]

<u>RESPONSE</u>	<u>PUNCH</u>	<u>YEAR</u>								
		<u>2006-1</u>	<u>2006-2</u>	<u>2006-3</u>	<u>2008-1</u>	<u>2008-2</u>	<u>2008-3</u>	<u>2010-1</u>	<u>2010-2</u>	<u>2010-3</u>
I was not away	1	0	694	0	0	0	0	0	0	0
1-5 days	2	0	229	0	0	0	0	0	0	0
6-10 days	3	0	182	0	0	0	0	0	0	0
11-20 days	4	0	178	0	0	0	0	0	0	0
21-30 days	5	0	92	0	0	0	0	0	0	0
More than 30 days	6	0	86	0	0	0	0	0	0	0
Don't know	8	0	53	0	0	0	0	0	0	0
No answer	9	0	22	0	0	0	0	0	0	0
Not applicable	0	2000	464	2000	2023	2023	2023	2044	2044	2044

610. What sport or physical activity do you take part in most frequently?

[VAR: SPORT]

RESPONSE	PUNCH	YEAR								
		2006-1	2006-2	2006-3	2008-1	2008-2	2008-3	2010-1	2010-2	2010-3
Team sports	100-199	0	140	0	0	0	0	0	0	0
Racket sports	200-299	0	21	0	0	0	0	0	0	0
Athletics and fitness sports	300-399	0	619	0	0	0	0	0	0	0
Other sports	400-499	0	240	0	0	0	0	0	0	0
Don't know	998	0	4	0	0	0	0	0	0	0
No answer	999	0	1	0	0	0	0	0	0	0
Not applicable	0	2000	975	2000	2023	2023	2023	2044	2044	2044

REMARKS: Responses for SPORT were collapsed for display purposes. See Appendix D for full more information. SPORT was asked in two parts, with the first screening if people played any sports. 511 respondents said no, and were thus Punch 0 on SPORT

611. Thinking about games rather than sports or physical activities, what type of game do you play most frequently?

[VAR: GAMES]

RESPONSE	PUNCH	YEAR								
		2006-1	2006-2	2006-3	2008-1	2008-2	2008-3	2010-1	2010-2	2010-3
Backgammon	1	0	8	0	0	0	0	0	0	0
Checkers	2	0	10	0	0	0	0	0	0	0
Chess	3	0	16	0	0	0	0	0	0	0
Go	4	0	0	0	0	0	0	0	0	0
Other board games (e.g. Monopoly, Scrabble)	5	0	190	0	0	0	0	0	0	0
Card games (e.g. bridge, rummy, patience, solitaire)	6	0	305	0	0	0	0	0	0	0
Dominoes	7	0	26	0	0	0	0	0	0	0
Mah-jongg	8	0	5	0	0	0	0	0	0	0
Jigsaw puzzles	9	0	7	0	0	0	0	0	0	0
Word or number games (e.g. crosswords, sudoku)	10	0	45	0	0	0	0	0	0	0
Video games, computer games, Play Station, pinball, etc.	12	0	171	0	0	0	0	0	0	0
Gambling games (e.g. casino games, slot machine, lottery, sports betting)	13	0	19	0	0	0	0	0	0	0
Other games	14	0	78	0	0	0	0	0	0	0
Don't know	98	0	1	0	0	0	0	0	0	0
No answer	99	0	2	0	0	0	0	0	0	0
Not applicable	0	2000	1117	2000	2023	2023	2023	2044	2044	2044

REMARKS: GAMES was asked in two parts, with the first screening if people played any games. 655 respondents said no, and were thus Punch 0 on GAMES.

612. Please indicate how important the following reasons are for you to take part in sports or games.

A. For physical or mental health? Would you say...

[VAR: PHYSMNTL]

<u>RESPONSE</u>	<u>PUNCH</u>	<u>YEAR</u>								
		<u>2006-1</u>	<u>2006-2</u>	<u>2006-3</u>	<u>2008-1</u>	<u>2008-2</u>	<u>2008-3</u>	<u>2010-1</u>	<u>2010-2</u>	<u>2010-3</u>
Very important	1	0	735	0	0	0	0	0	0	0
Somewhat important	2	0	453	0	0	0	0	0	0	0
Not very important	3	0	98	0	0	0	0	0	0	0
Not important	4	0	63	0	0	0	0	0	0	0
Doesn't apply	5	0	183	0	0	0	0	0	0	0
Don't know	8	0	3	0	0	0	0	0	0	0
No answer	9	0	1	0	0	0	0	0	0	0
Not applicable	0	2000	464	2000	2023	2023	2023	2044	2044	2044

B. To meet other people?

[VAR: MEETPEO]

<u>RESPONSE</u>	<u>PUNCH</u>	<u>YEAR</u>								
		<u>2006-1</u>	<u>2006-2</u>	<u>2006-3</u>	<u>2008-1</u>	<u>2008-2</u>	<u>2008-3</u>	<u>2010-1</u>	<u>2010-2</u>	<u>2010-3</u>
Very important	1	0	293	0	0	0	0	0	0	0
Somewhat important	2	0	567	0	0	0	0	0	0	0
Not very important	3	0	273	0	0	0	0	0	0	0
Not important	4	0	214	0	0	0	0	0	0	0
Doesn't apply	5	0	185	0	0	0	0	0	0	0
Don't know	8	0	3	0	0	0	0	0	0	0
No answer	9	0	1	0	0	0	0	0	0	0
Not applicable	0	2000	464	2000	2023	2023	2023	2044	2044	2044

C. To compete against others?

[VAR: COMPETE]

<u>RESPONSE</u>	<u>PUNCH</u>	<u>YEAR</u>								
		<u>2006-1</u>	<u>2006-2</u>	<u>2006-3</u>	<u>2008-1</u>	<u>2008-2</u>	<u>2008-3</u>	<u>2010-1</u>	<u>2010-2</u>	<u>2010-3</u>
Very important	1	0	155	0	0	0	0	0	0	0
Somewhat important	2	0	337	0	0	0	0	0	0	0
Not very important	3	0	378	0	0	0	0	0	0	0
Not important	4	0	454	0	0	0	0	0	0	0
Doesn't apply	5	0	209	0	0	0	0	0	0	0
Don't know	8	0	2	0	0	0	0	0	0	0
No answer	9	0	1	0	0	0	0	0	0	0
Not applicable	0	2000	464	2000	2023	2023	2023	2044	2044	2044

D. To look good?

[VAR: LOOKGOOD]

<u>RESPONSE</u>	<u>PUNCH</u>	<u>YEAR</u>								
		<u>2006-1</u>	<u>2006-2</u>	<u>2006-3</u>	<u>2008-1</u>	<u>2008-2</u>	<u>2008-3</u>	<u>2010-1</u>	<u>2010-2</u>	<u>2010-3</u>
Very important	1	0	241	0	0	0	0	0	0	0
Somewhat important	2	0	385	0	0	0	0	0	0	0
Not very important	3	0	301	0	0	0	0	0	0	0
Not important	4	0	416	0	0	0	0	0	0	0
Doesn't apply	5	0	190	0	0	0	0	0	0	0
Don't know	8	0	2	0	0	0	0	0	0	0
No answer	9	0	1	0	0	0	0	0	0	0
Not applicable	0	2000	464	2000	2023	2023	2023	2044	2044	2044

613. What sport do you watch on TV most frequently?

[VAR: TVSPORT1]

<u>RESPONSE</u>	<u>PUNCH</u>	<u>YEAR</u>								
		<u>2006-1</u>	<u>2006-2</u>	<u>2006-3</u>	<u>2008-1</u>	<u>2008-2</u>	<u>2008-3</u>	<u>2010-1</u>	<u>2010-2</u>	<u>2010-3</u>
Team sports	100-199	0	857	0	0	0	0	0	0	0
Racket sports	200-299	0	32	0	0	0	0	0	0	0
Athletics and fitness sports	300-399	0	18	0	0	0	0	0	0	0
Other sports	400-499	0	212	0	0	0	0	0	0	0
Don't know	998	0	2	0	0	0	0	0	0	0
No answer	999	0	2	0	0	0	0	0	0	0
Not applicable (Does not watch sports)	0	2000	877	2000	2023	2023	2023	2044	2044	2044

614. What sport is the second most frequent that you watch on TV?

[VAR: TVSPORT2]

<u>RESPONSE</u>	<u>PUNCH</u>	<u>YEAR</u>								
		<u>2006-1</u>	<u>2006-2</u>	<u>2006-3</u>	<u>2008-1</u>	<u>2008-2</u>	<u>2008-3</u>	<u>2010-1</u>	<u>2010-2</u>	<u>2010-3</u>
Team sports	100-199	0	671	0	0	0	0	0	0	0
Racket sports	200-299	0	31	0	0	0	0	0	0	0
Athletics and fitness sports	300-399	0	21	0	0	0	0	0	0	0
Other sports	400-499	0	220	0	0	0	0	0	0	0
Don't know	998	0	2	0	0	0	0	0	0	0
No answer	999	0	19	0	0	0	0	0	0	0
Not applicable (Does not watch sports)	0	2000	1036	2000	2023	2023	2023	2044	2044	2044

615. How proud are you when America does well at an international sports or games competition? Would you say...

[VAR: PRDSPRTS]

<u>RESPONSE</u>	<u>PUNCH</u>	<u>YEAR</u>								
		<u>2006-1</u>	<u>2006-2</u>	<u>2006-3</u>	<u>2008-1</u>	<u>2008-2</u>	<u>2008-3</u>	<u>2010-1</u>	<u>2010-2</u>	<u>2010-3</u>
I am very proud	1	0	843	0	0	0	0	0	0	0
I am somewhat proud	2	0	562	0	0	0	0	0	0	0
I am not very proud	3	0	37	0	0	0	0	0	0	0
I am not proud at all	4	0	57	0	0	0	0	0	0	0
Don't know	8	0	31	0	0	0	0	0	0	0
No answer	9	0	6	0	0	0	0	0	0	0
Not applicable	0	2000	464	2000	2023	2023	2023	2044	2044	2044

616. People have different opinions about sports. To what extent do you agree or disagree with the following statements?

A. Taking part in sports develops children's character.

[VAR: SPRTSDEV]

<u>RESPONSE</u>	<u>PUNCH</u>	<u>YEAR</u>								
		<u>2006-1</u>	<u>2006-2</u>	<u>2006-3</u>	<u>2008-1</u>	<u>2008-2</u>	<u>2008-3</u>	<u>2010-1</u>	<u>2010-2</u>	<u>2010-3</u>
Agree strongly	1	0	626	0	0	0	0	0	0	0
Agree	2	0	734	0	0	0	0	0	0	0
Neither agree nor disagree	3	0	120	0	0	0	0	0	0	0
Disagree	4	0	38	0	0	0	0	0	0	0
Disagree strongly	5	0	8	0	0	0	0	0	0	0
Don't know	8	0	9	0	0	0	0	0	0	0
No answer	9	0	1	0	0	0	0	0	0	0
Not applicable	0	2000	464	2000	2023	2023	2023	2044	2044	2044

B. There is too much sports on TV.

[VAR: SPORTSTV]

<u>RESPONSE</u>	<u>PUNCH</u>	<u>YEAR</u>								
		<u>2006-1</u>	<u>2006-2</u>	<u>2006-3</u>	<u>2008-1</u>	<u>2008-2</u>	<u>2008-3</u>	<u>2010-1</u>	<u>2010-2</u>	<u>2010-3</u>
Agree strongly	1	0	157	0	0	0	0	0	0	0
Agree	2	0	329	0	0	0	0	0	0	0
Neither agree nor disagree	3	0	500	0	0	0	0	0	0	0
Disagree	4	0	429	0	0	0	0	0	0	0
Disagree strongly	5	0	103	0	0	0	0	0	0	0
Don't know	8	0	17	0	0	0	0	0	0	0
No answer	9	0	1	0	0	0	0	0	0	0
Not applicable	0	2000	464	2000	2023	2023	2023	2044	2044	2044

C. Sports bring different groups and races inside the United States closer together.

[VAR: RACSPRTS]

<u>RESPONSE</u>	<u>PUNCH</u>	<u>YEAR</u>								
		<u>2006-1</u>	<u>2006-2</u>	<u>2006-3</u>	<u>2008-1</u>	<u>2008-2</u>	<u>2008-3</u>	<u>2010-1</u>	<u>2010-2</u>	<u>2010-3</u>
Agree strongly	1	0	351	0	0	0	0	0	0	0
Agree	2	0	864	0	0	0	0	0	0	0
Neither agree nor disagree	3	0	231	0	0	0	0	0	0	0
Disagree	4	0	63	0	0	0	0	0	0	0
Disagree strongly	5	0	10	0	0	0	0	0	0	0
Don't know	8	0	16	0	0	0	0	0	0	0
No answer	9	0	1	0	0	0	0	0	0	0
Not applicable	0	2000	464	2000	2023	2023	2023	2044	2044	2044

D. International sports competitions create more tension between countries than good feelings.

[VAR: INTLSPRT]

<u>RESPONSE</u>	<u>PUNCH</u>	<u>YEAR</u>								
		<u>2006-1</u>	<u>2006-2</u>	<u>2006-3</u>	<u>2008-1</u>	<u>2008-2</u>	<u>2008-3</u>	<u>2010-1</u>	<u>2010-2</u>	<u>2010-3</u>
Agree strongly	1	0	52	0	0	0	0	0	0	0
Agree	2	0	260	0	0	0	0	0	0	0
Neither agree nor disagree	3	0	393	0	0	0	0	0	0	0
Disagree	4	0	665	0	0	0	0	0	0	0
Disagree strongly	5	0	140	0	0	0	0	0	0	0
Don't know	8	0	24	0	0	0	0	0	0	0
No answer	9	0	2	0	0	0	0	0	0	0
Not applicable	0	2000	464	2000	2023	2023	2023	2044	2044	2044

E. The United States government should spend more money on sports.

[VAR: GOVSPRTS]

<u>RESPONSE</u>	<u>PUNCH</u>	<u>YEAR</u>								
		<u>2006-1</u>	<u>2006-2</u>	<u>2006-3</u>	<u>2008-1</u>	<u>2008-2</u>	<u>2008-3</u>	<u>2010-1</u>	<u>2010-2</u>	<u>2010-3</u>
Agree strongly	1	0	43	0	0	0	0	0	0	0
Agree	2	0	143	0	0	0	0	0	0	0
Neither agree nor disagree	3	0	327	0	0	0	0	0	0	0
Disagree	4	0	723	0	0	0	0	0	0	0
Disagree strongly	5	0	274	0	0	0	0	0	0	0
Don't know	8	0	24	0	0	0	0	0	0	0
No answer	9	0	2	0	0	0	0	0	0	0
Not applicable	0	2000	464	2000	2023	2023	2023	2044	2044	2044

Now, some questions about your social involvement.

617. In the last 12 months, how often have you participated in the activities of one of the following associations or groups?

A. A sports association.

[VAR: PARTSPRT]

<u>RESPONSE</u>	<u>PUNCH</u>	<u>YEAR</u>								
		<u>2006-1</u>	<u>2006-2</u>	<u>2006-3</u>	<u>2008-1</u>	<u>2008-2</u>	<u>2008-3</u>	<u>2010-1</u>	<u>2010-2</u>	<u>2010-3</u>
At least once a week	1	0	116	0	0	0	0	0	0	0
At least once a month	2	0	77	0	0	0	0	0	0	0
Several times	3	0	101	0	0	0	0	0	0	0
Once or twice	4	0	111	0	0	0	0	0	0	0
Never	5	0	1127	0	0	0	0	0	0	0
Don't know	8	0	3	0	0	0	0	0	0	0
No answer	9	0	1	0	0	0	0	0	0	0
Not applicable	0	2000	464	2000	2023	2023	2023	2044	2044	2044

B. A cultural association.

[VAR: PARTCULT]

<u>RESPONSE</u>	<u>PUNCH</u>	<u>YEAR</u>								
		<u>2006-1</u>	<u>2006-2</u>	<u>2006-3</u>	<u>2008-1</u>	<u>2008-2</u>	<u>2008-3</u>	<u>2010-1</u>	<u>2010-2</u>	<u>2010-3</u>
At least once a week	1	0	46	0	0	0	0	0	0	0
At least once a month	2	0	90	0	0	0	0	0	0	0
Several times	3	0	155	0	0	0	0	0	0	0
Once or twice	4	0	265	0	0	0	0	0	0	0
Never	5	0	973	0	0	0	0	0	0	0
Don't know	8	0	6	0	0	0	0	0	0	0
No answer	9	0	1	0	0	0	0	0	0	0
Not applicable	0	2000	464	2000	2023	2023	2023	2044	2044	2044

C. A church or other religious organization.

[VAR: PARTREL]

<u>RESPONSE</u>	<u>PUNCH</u>	<u>YEAR</u>								
		<u>2006-1</u>	<u>2006-2</u>	<u>2006-3</u>	<u>2008-1</u>	<u>2008-2</u>	<u>2008-3</u>	<u>2010-1</u>	<u>2010-2</u>	<u>2010-3</u>
At least once a week	1	0	347	0	0	0	0	0	0	0
At least once a month	2	0	146	0	0	0	0	0	0	0
Several times	3	0	230	0	0	0	0	0	0	0
Once or twice	4	0	251	0	0	0	0	0	0	0
Never	5	0	555	0	0	0	0	0	0	0
Don't know	8	0	2	0	0	0	0	0	0	0
No answer	9	0	5	0	0	0	0	0	0	0
Not applicable	0	2000	464	2000	2023	2023	2023	2044	2044	2044

D. A community-service or civic association.

[VAR: PARTCOM]

<u>RESPONSE</u>	<u>PUNCH</u>	<u>YEAR</u>								
		<u>2006-1</u>	<u>2006-2</u>	<u>2006-3</u>	<u>2008-1</u>	<u>2008-2</u>	<u>2008-3</u>	<u>2010-1</u>	<u>2010-2</u>	<u>2010-3</u>
At least once a week	1	0	73	0	0	0	0	0	0	0
At least once a month	2	0	149	0	0	0	0	0	0	0
Several times	3	0	205	0	0	0	0	0	0	0
Once or twice	4	0	332	0	0	0	0	0	0	0
Never	5	0	772	0	0	0	0	0	0	0
Don't know	8	0	3	0	0	0	0	0	0	0
No answer	9	0	2	0	0	0	0	0	0	0
Not applicable	0	2000	464	2000	2023	2023	2023	2044	2044	2044

E. A political party or organization

[VAR: PARTPRTY]

<u>RESPONSE</u>	<u>PUNCH</u>	<u>YEAR</u>								
		<u>2006-1</u>	<u>2006-2</u>	<u>2006-3</u>	<u>2008-1</u>	<u>2008-2</u>	<u>2008-3</u>	<u>2010-1</u>	<u>2010-2</u>	<u>2010-3</u>
At least once a week	1	0	5	0	0	0	0	0	0	0
At least once a month	2	0	27	0	0	0	0	0	0	0
Several times	3	0	50	0	0	0	0	0	0	0
Once or twice	4	0	154	0	0	0	0	0	0	0
Never	5	0	1296	0	0	0	0	0	0	0
Don't know	8	0	1	0	0	0	0	0	0	0
No answer	9	0	3	0	0	0	0	0	0	0
Not applicable	0	2000	464	2000	2023	2023	2023	2044	2044	2044

618. Generally speaking, would you say that people can be trusted or that you can't be too careful in dealing with people? Would you say...

[VAR: CANTRUST1]

<u>RESPONSE</u>	<u>PUNCH</u>	<u>YEAR</u>								
		<u>2006-1</u>	<u>2006-2</u>	<u>2006-3</u>	<u>2008-1</u>	<u>2008-2</u>	<u>2008-3</u>	<u>2010-1</u>	<u>2010-2</u>	<u>2010-3</u>
Always trusted	1	0	105	0	0	0	0	0	0	0
Usually trusted	2	0	638	0	0	0	0	0	0	0
Usual not trusted	3	0	594	0	0	0	0	0	0	0
Always not trusted	4	0	185	0	0	0	0	0	0	0
Can't choose	8	0	13	0	0	0	0	0	0	0
No answer	9	0	1	0	0	0	0	0	0	0
Not applicable	0	2000	464	2000	2023	2023	2023	2044	2044	2044

619. How interested would you say you personally are in politics? Would you say...

[VAR: POLINT1]

<u>RESPONSE</u>	<u>PUNCH</u>	<u>YEAR</u>								
		<u>2006-1</u>	<u>2006-2</u>	<u>2006-3</u>	<u>2008-1</u>	<u>2008-2</u>	<u>2008-3</u>	<u>2010-1</u>	<u>2010-2</u>	<u>2010-3</u>
Very Interested	1	0	304	0	0	0	0	0	0	0
Fairly interested	2	0	632	0	0	0	0	0	0	0
Not very interested	3	0	392	0	0	0	0	0	0	0
Not at all interested	4	0	201	0	0	0	0	0	0	0
Don't know	8	0	4	0	0	0	0	0	0	0
No answer	9	0	3	0	0	0	0	0	0	0
Not applicable	0	2000	464	2000	2023	2023	2023	2044	2044	2044

Now, some questions about your personal situation.

620. To what extent do the following conditions prevent you from doing the free time activities you would like to do?

A. Lack of facilities nearby.

[VAR: LACKFACS]

<u>RESPONSE</u>	<u>PUNCH</u>	<u>YEAR</u>								
		<u>2006-1</u>	<u>2006-2</u>	<u>2006-3</u>	<u>2008-1</u>	<u>2008-2</u>	<u>2008-3</u>	<u>2010-1</u>	<u>2010-2</u>	<u>2010-3</u>
Very much	1	0	139	0	0	0	0	0	0	0
To a large extent	2	0	108	0	0	0	0	0	0	0
To some extent	3	0	397	0	0	0	0	0	0	0
Not at all	4	0	881	0	0	0	0	0	0	0
Don't know	8	0	8	0	0	0	0	0	0	0
No answer	9	0	3	0	0	0	0	0	0	0
Not applicable	0	2000	464	2000	2023	2023	2023	2044	2044	2044

B. Lack of money.

[VAR: LACKMONY]

<u>RESPONSE</u>	<u>PUNCH</u>	<u>YEAR</u>								
		<u>2006-1</u>	<u>2006-2</u>	<u>2006-3</u>	<u>2008-1</u>	<u>2008-2</u>	<u>2008-3</u>	<u>2010-1</u>	<u>2010-2</u>	<u>2010-3</u>
Very much	1	0	300	0	0	0	0	0	0	0
To a large extent	2	0	180	0	0	0	0	0	0	0
To some extent	3	0	556	0	0	0	0	0	0	0
Not at all	4	0	490	0	0	0	0	0	0	0
Don't know	8	0	4	0	0	0	0	0	0	0
No answer	9	0	6	0	0	0	0	0	0	0
Not applicable	0	2000	464	2000	2023	2023	2023	2044	2044	2044

C. Personal health, age or disability.

[VAR: HLTHAGE]

<u>RESPONSE</u>	<u>PUNCH</u>	<u>YEAR</u>								
		<u>2006-1</u>	<u>2006-2</u>	<u>2006-3</u>	<u>2008-1</u>	<u>2008-2</u>	<u>2008-3</u>	<u>2010-1</u>	<u>2010-2</u>	<u>2010-3</u>
Very much	1	0	165	0	0	0	0	0	0	0
To a large extent	2	0	105	0	0	0	0	0	0	0
To some extent	3	0	358	0	0	0	0	0	0	0
Not at all	4	0	902	0	0	0	0	0	0	0
Don't know	8	0	2	0	0	0	0	0	0	0
No answer	9	0	4	0	0	0	0	0	0	0
Not applicable	0	2000	464	2000	2023	2023	2023	2044	2044	2044

D. Need to take care of someone (elderly, children, ...)

[VAR: CAREOTH]

<u>RESPONSE</u>	<u>PUNCH</u>	<u>YEAR</u>								
		<u>2006-1</u>	<u>2006-2</u>	<u>2006-3</u>	<u>2008-1</u>	<u>2008-2</u>	<u>2008-3</u>	<u>2010-1</u>	<u>2010-2</u>	<u>2010-3</u>
Very much	1	0	139	0	0	0	0	0	0	0
To a large extent	2	0	110	0	0	0	0	0	0	0
To some extent	3	0	342	0	0	0	0	0	0	0
Not at all	4	0	939	0	0	0	0	0	0	0
Don't know	8	0	4	0	0	0	0	0	0	0
No answer	9	0	2	0	0	0	0	0	0	0
Not applicable	0	2000	464	2000	2023	2023	2023	2044	2044	2044

E. Lack of time.

[VAR: LACKTIME]

<u>RESPONSE</u>	<u>PUNCH</u>	<u>YEAR</u>								
		<u>2006-1</u>	<u>2006-2</u>	<u>2006-3</u>	<u>2008-1</u>	<u>2008-2</u>	<u>2008-3</u>	<u>2010-1</u>	<u>2010-2</u>	<u>2010-3</u>
Very much	1	0	298	0	0	0	0	0	0	0
To a large extent	2	0	255	0	0	0	0	0	0	0
To some extent	3	0	552	0	0	0	0	0	0	0
Not at all	4	0	426	0	0	0	0	0	0	0
Don't know	8	0	3	0	0	0	0	0	0	0
No answer	9	0	2	0	0	0	0	0	0	0
Not applicable	0	2000	464	2000	2023	2023	2023	2044	2044	2044

621. Would you say that in general your health is Excellent, Very good, Good, Fair, or Poor?

HAND CARD GE

[VAR: HEALTH1]

<u>RESPONSE</u>	<u>PUNCH</u>	<u>2006-1</u>	<u>2006-2</u>	<u>2006-3</u>	<u>2008-1</u>	<u>2008-2</u>	<u>2008-3</u>	<u>2010-1</u>	<u>2010-2</u>	<u>2010-3</u>
Excellent	1	307	331	0	0	0	0	282	0	0
Very good	2	314	392	0	0	0	0	355	0	0
Good	3	367	458	0	0	0	0	345	0	0
Fair	4	134	262	0	0	0	0	162	0	0
Poor	5	15	89	0	0	0	0	18	0	0
Don't know	8	1	3	0	0	0	0	1	0	0
No answer	9	9	1	0	0	0	0	24	0	0
Not applicable	0	853	464	2000	2023	2023	2023	857	2044	2044

REMARKS: Hand Card GE contains punches 1-5

**Topical Module: Social Networks/Groups
(NUMGIVEN-OTHER5)**

622. From time to time, most people discuss important matters with other people. Looking back over the last six months - who are the people with whom you discussed matters important to you? Just tell me their first names or initials.

INTERVIEWER CHECK: HOW MANY NAMES WERE MENTIONED?

[VAR: NUMGIVEN]

<u>RESPONSE</u>	<u>PUNCH</u>	<u>YEAR</u>								
		<u>2006-1</u>	<u>2006-2</u>	<u>2006-3</u>	<u>2008-1</u>	<u>2008-2</u>	<u>2008-3</u>	<u>2010-1</u>	<u>2010-2</u>	<u>2010-3</u>
0	0	0	0	169	0	0	0	0	0	0
1	1	0	0	266	0	0	0	0	0	0
2	2	0	0	281	0	0	0	0	0	0
3	3	0	0	249	0	0	0	0	0	0
4	4	0	0	126	0	0	0	0	0	0
5	5	0	0	101	0	0	0	0	0	0
6	6	0	0	80	0	0	0	0	0	0
Don't know	8	0	0	0	0	0	0	0	0	0
No answer	9	0	0	4	0	0	0	0	0	0
Not applicable	-1	2000	2000	724	2023	2023	2023	2044	2044	2044

623. (NAME) is (male/female)? Is that correct? ASK FOR EACH NAME

1. Sex of First Person

[VAR: SEX1]

<u>RESPONSE</u>	<u>PUNCH</u>	<u>YEAR</u>								
		<u>2006-1</u>	<u>2006-2</u>	<u>2006-3</u>	<u>2008-1</u>	<u>2008-2</u>	<u>2008-3</u>	<u>2010-1</u>	<u>2010-2</u>	<u>2010-3</u>
Male	1	0	0	486	0	0	0	0	0	0
Female	2	0	0	616	0	0	0	0	0	0
No Answer	9	0	0	1	0	0	0	0	0	0
Don't know	8	0	0	0	0	0	0	0	0	0
Not applicable (Punch 0 in NUMGIVEN)	0	2000	2000	897	2023	2023	2023	2044	2044	2044

2. Sex of Second Person

[VAR: SEX2]

<u>RESPONSE</u>	<u>PUNCH</u>	<u>YEAR</u>								
		<u>2006-1</u>	<u>2006-2</u>	<u>2006-3</u>	<u>2008-1</u>	<u>2008-2</u>	<u>2008-3</u>	<u>2010-1</u>	<u>2010-2</u>	<u>2010-3</u>
Male	1	0	0	369	0	0	0	0	0	0
Female	2	0	0	465	0	0	0	0	0	0
Don't know	8	0	0	1	0	0	0	0	0	0
No Answer	9	0	0	2	0	0	0	0	0	0
Not applicable (Punch 0, 1 in NUMGIVEN)	0	2000	2000	1163	2023	2023	2023	2044	2044	2044

3. Sex of Third Person

[VAR: SEX3]

<u>RESPONSE</u>	<u>PUNCH</u>	<u>YEAR</u>								
		<u>2006-1</u>	<u>2006-2</u>	<u>2006-3</u>	<u>2008-1</u>	<u>2008-2</u>	<u>2008-3</u>	<u>2010-1</u>	<u>2010-2</u>	<u>2010-3</u>
Male	1	0	0	231	0	0	0	0	0	0
Female	2	0	0	321	0	0	0	0	0	0
Don't know	8	0	0	3	0	0	0	0	0	0
No Answer	9	0	0	1	0	0	0	0	0	0
Not applicable (Punch 0-2 in NUMGIVEN)	0	2000	2000	1444	2023	2023	2023	2044	2044	2044

4. Sex of Fourth Person

[VAR: SEX4]

<u>RESPONSE</u>	<u>PUNCH</u>	<u>YEAR</u>								
		<u>2006-1</u>	<u>2006-2</u>	<u>2006-3</u>	<u>2008-1</u>	<u>2008-2</u>	<u>2008-3</u>	<u>2010-1</u>	<u>2010-2</u>	<u>2010-3</u>
Male	1	0	0	130	0	0	0	0	0	0
Female	2	0	0	174	0	0	0	0	0	0
Don't know	8	0	0	0	0	0	0	0	0	0
No Answer	9	0	0	3	0	0	0	0	0	0
Not applicable (Punch 0-3 in NUMGIVEN)	0	2000	2000	1693	2023	2023	2023	2044	2044	2044

5. Sex of Fifth Person

[VAR: SEX5]

<u>RESPONSE</u>	<u>PUNCH</u>	<u>YEAR</u>								
		<u>2006-1</u>	<u>2006-2</u>	<u>2006-3</u>	<u>2008-1</u>	<u>2008-2</u>	<u>2008-3</u>	<u>2010-1</u>	<u>2010-2</u>	<u>2010-3</u>
Male	1	0	0	64	0	0	0	0	0	0
Female	2	0	0	114	0	0	0	0	0	0
Don't know	8	0	0	1	0	0	0	0	0	0
No Answer	9	0	0	2	0	0	0	0	0	0
Not applicable (Punch 0-4 in NUMGIVEN)	0	2000	2000	1819	2023	2023	2023	2044	2044	2044

624. Is (NAME) Asian, Black, Hispanic, White, or something else?

1. Race of First Person

[VAR: RACE1]

<u>RESPONSE</u>	<u>PUNCH</u>	<u>YEAR</u>								
		<u>2006-1</u>	<u>2006-2</u>	<u>2006-3</u>	<u>2008-1</u>	<u>2008-2</u>	<u>2008-3</u>	<u>2010-1</u>	<u>2010-2</u>	<u>2010-3</u>
Asian	1	0	0	18	0	0	0	0	0	0
Black	2	0	0	140	0	0	0	0	0	0
Hispanic	3	0	0	60	0	0	0	0	0	0
White	4	0	0	852	0	0	0	0	0	0
Other	5	0	0	31	0	0	0	0	0	0
Don't know	6	0	0	0	0	0	0	0	0	0
No Answer	9	0	0	2	0	0	0	0	0	0
Not applicable (Punch 0 in NUMGIVEN)	0	2000	2000	897	2023	2023	2023	2044	2044	2044

2. Race of Second Person

[VAR: RACE2]

<u>RESPONSE</u>	<u>PUNCH</u>	<u>YEAR</u>								
		<u>2006-1</u>	<u>2006-2</u>	<u>2006-3</u>	<u>2008-1</u>	<u>2008-2</u>	<u>2008-3</u>	<u>2010-1</u>	<u>2010-2</u>	<u>2010-3</u>
Asian	1	0	0	14	0	0	0	0	0	0
Black	2	0	0	101	0	0	0	0	0	0
Hispanic	3	0	0	41	0	0	0	0	0	0
White	4	0	0	656	0	0	0	0	0	0
Other	5	0	0	23	0	0	0	0	0	0
Don't know	6	0	0	0	0	0	0	0	0	0
No Answer	9	0	0	2	0	0	0	0	0	0
Not applicable (Punch 0, 1 in NUMGIVEN)	0	2000	2000	1163	2023	2023	2023	2044	2044	2044

3. Race of Third Person

[VAR: RACE3]

<u>RESPONSE</u>	<u>PUNCH</u>	<u>YEAR</u>								
		<u>2006-1</u>	<u>2006-2</u>	<u>2006-3</u>	<u>2008-1</u>	<u>2008-2</u>	<u>2008-3</u>	<u>2010-1</u>	<u>2010-2</u>	<u>2010-3</u>
Asian	1	0	0	9	0	0	0	0	0	0
Black	2	0	0	61	0	0	0	0	0	0
Hispanic	3	0	0	32	0	0	0	0	0	0
White	4	0	0	434	0	0	0	0	0	0
Other	5	0	0	17	0	0	0	0	0	0
Don't know	6	0	0	2	0	0	0	0	0	0
No Answer	9	0	0	1	0	0	0	0	0	0
Not applicable (Punch 0-2 in NUMGIVEN)	0	2000	2000	1444	2023	2023	2023	2044	2044	2044

4. Race of Fourth Person

[VAR: RACE4]

<u>RESPONSE</u>	<u>PUNCH</u>	<u>YEAR</u>								
		<u>2006-1</u>	<u>2006-2</u>	<u>2006-3</u>	<u>2008-1</u>	<u>2008-2</u>	<u>2008-3</u>	<u>2010-1</u>	<u>2010-2</u>	<u>2010-3</u>
Asian	1	0	0	7	0	0	0	0	0	0
Black	2	0	0	26	0	0	0	0	0	0
Hispanic	3	0	0	10	0	0	0	0	0	0
White	4	0	0	251	0	0	0	0	0	0
Other	5	0	0	10	0	0	0	0	0	0
Don't know	6	0	0	0	0	0	0	0	0	0
No Answer	9	0	0	3	0	0	0	0	0	0
Not applicable (Punch 0-3 in NUMGIVEN)	0	2000	2000	1693	2023	2023	2023	2044	2044	2044

5. Race of Fifth Person

[VAR: RACE5]

<u>RESPONSE</u>	<u>PUNCH</u>	<u>YEAR</u>								
		<u>2006-1</u>	<u>2006-2</u>	<u>2006-3</u>	<u>2008-1</u>	<u>2008-2</u>	<u>2008-3</u>	<u>2010-1</u>	<u>2010-2</u>	<u>2010-3</u>
Asian	1	0	0	3	0	0	0	0	0	0
Black	2	0	0	13	0	0	0	0	0	0
Hispanic	3	0	0	10	0	0	0	0	0	0
White	4	0	0	148	0	0	0	0	0	0
Other	5	0	0	5	0	0	0	0	0	0
Don't know	6	0	0	1	0	0	0	0	0	0
No Answer	9	0	0	1	0	0	0	0	0	0
Not applicable (Punch 0-4 in NUMGIVEN)	0	2000	2000	1819	2023	2023	2023	2044	2044	2044

625. How is (NAME) connected to you? PROBE: What other ways? ASK FOR EACH NAME.

A1. First Person is Spouse

[VAR: SPOUSE1]

<u>RESPONSE</u>	<u>PUNCH</u>	<u>YEAR</u>								
		<u>2006-1</u>	<u>2006-2</u>	<u>2006-3</u>	<u>2008-1</u>	<u>2008-2</u>	<u>2008-3</u>	<u>2010-1</u>	<u>2010-2</u>	<u>2010-3</u>
Yes	1	0	0	361	0	0	0	0	0	0
No	2	0	0	742	0	0	0	0	0	0
No Answer	9	0	0	0	0	0	0	0	0	0
Not applicable (Punch 0 in NUMGIVEN)	0	2000	2000	897	2023	2023	2023	2044	2044	2044

A2. Second Person is Spouse

[VAR: SPOUSE2]

<u>RESPONSE</u>	<u>PUNCH</u>	<u>YEAR</u>								
		<u>2006-1</u>	<u>2006-2</u>	<u>2006-3</u>	<u>2008-1</u>	<u>2008-2</u>	<u>2008-3</u>	<u>2010-1</u>	<u>2010-2</u>	<u>2010-3</u>
Yes	1	0	0	64	0	0	0	0	0	0
No	2	0	0	773	0	0	0	0	0	0
No Answer	9	0	0	0	0	0	0	0	0	0
Not applicable (Punch 0, 1 in NUMGIVEN)	0	2000	2000	1163	2023	2023	2023	2044	2044	2044

A3. Third Person is Spouse

[VAR: SPOUSE3]

<u>RESPONSE</u>	<u>PUNCH</u>	<u>YEAR</u>								
		<u>2006-1</u>	<u>2006-2</u>	<u>2006-3</u>	<u>2008-1</u>	<u>2008-2</u>	<u>2008-3</u>	<u>2010-1</u>	<u>2010-2</u>	<u>2010-3</u>
Yes	1	0	0	32	0	0	0	0	0	0
No	2	0	0	524	0	0	0	0	0	0
No Answer	9	0	0	0	0	0	0	0	0	0
Not applicable (Punch 0-2 in NUMGIVEN)	0	2000	2000	1163	2023	2023	2023	2044	2044	2044

A4. Fourth Person is Spouse

[VAR: SPOUSE4]

<u>RESPONSE</u>	<u>PUNCH</u>	<u>YEAR</u>								
		<u>2006-1</u>	<u>2006-2</u>	<u>2006-3</u>	<u>2008-1</u>	<u>2008-2</u>	<u>2008-3</u>	<u>2010-1</u>	<u>2010-2</u>	<u>2010-3</u>
Yes	1	0	0	6	0	0	0	0	0	0
No	2	0	0	301	0	0	0	0	0	0
No Answer	9	0	0	0	0	0	0	0	0	0
Not applicable (Punch 0-3 in NUMGIVEN)	0	2000	2000	1693	2023	2023	2023	2044	2044	2044

A5. Fifth Person is Spouse

[VAR: SPOUSE5]

<u>RESPONSE</u>	<u>PUNCH</u>	<u>YEAR</u>								
		<u>2006-1</u>	<u>2006-2</u>	<u>2006-3</u>	<u>2008-1</u>	<u>2008-2</u>	<u>2008-3</u>	<u>2010-1</u>	<u>2010-2</u>	<u>2010-3</u>
Yes	1	0	0	4	0	0	0	0	0	0
No	2	0	0	177	0	0	0	0	0	0
No Answer	9	0	0	0	0	0	0	0	0	0
Not applicable (Punch 0-4 in NUMGIVEN)	0	2000	2000	1819	2023	2023	2023	2044	2044	2044

B1. First Person is Parent

[VAR: PARENT1]

<u>RESPONSE</u>	<u>PUNCH</u>	<u>YEAR</u>								
		<u>2006-1</u>	<u>2006-2</u>	<u>2006-3</u>	<u>2008-1</u>	<u>2008-2</u>	<u>2008-3</u>	<u>2010-1</u>	<u>2010-2</u>	<u>2010-3</u>
Yes	1	0	0	124	0	0	0	0	0	0
No	2	0	0	979	0	0	0	0	0	0
No Answer	9	0	0	0	0	0	0	0	0	0
Not applicable (Punch 0 in NUMGIVEN)	0	2000	2000	897	2023	2023	2023	2044	2044	2044

B2. Second Person is Parent

[VAR: PARENT2]

<u>RESPONSE</u>	<u>PUNCH</u>	<u>YEAR</u>								
		<u>2006-1</u>	<u>2006-2</u>	<u>2006-3</u>	<u>2008-1</u>	<u>2008-2</u>	<u>2008-3</u>	<u>2010-1</u>	<u>2010-2</u>	<u>2010-3</u>
Yes	1	0	0	121	0	0	0	0	0	0
No	2	0	0	716	0	0	0	0	0	0
No Answer	9	0	0	0	0	0	0	0	0	0
Not applicable (Punch 0, 1 in NUMGIVEN)	0	2000	2000	1163	2023	2023	2023	2044	2044	2044

B3. Third Person is Parent

[VAR: PARENT3]

<u>RESPONSE</u>	<u>PUNCH</u>	<u>YEAR</u>								
		<u>2006-1</u>	<u>2006-2</u>	<u>2006-3</u>	<u>2008-1</u>	<u>2008-2</u>	<u>2008-3</u>	<u>2010-1</u>	<u>2010-2</u>	<u>2010-3</u>
Yes	1	0	0	66	0	0	0	0	0	0
No	2	0	0	490	0	0	0	0	0	0
No Answer	9	0	0	0	0	0	0	0	0	0
Not applicable (Punch 0-2 in NUMGIVEN)	0	2000	2000	1444	2023	2023	2023	2044	2044	2044

B4. Fourth Person is Parent

[VAR: PARENT4]

<u>RESPONSE</u>	<u>PUNCH</u>	<u>YEAR</u>								
		<u>2006-1</u>	<u>2006-2</u>	<u>2006-3</u>	<u>2008-1</u>	<u>2008-2</u>	<u>2008-3</u>	<u>2010-1</u>	<u>2010-2</u>	<u>2010-3</u>
Yes	1	0	0	29	0	0	0	0	0	0
No	2	0	0	278	0	0	0	0	0	0
No Answer	9	0	0	0	0	0	0	0	0	0
Not applicable (Punch 0-3 in NUMGIVEN)	0	2000	2000	1693	2023	2023	2023	2044	2044	2044

B5. Fifth Person is Parent

[VAR: PARENT5]

<u>RESPONSE</u>	<u>PUNCH</u>	<u>YEAR</u>								
		<u>2006-1</u>	<u>2006-2</u>	<u>2006-3</u>	<u>2008-1</u>	<u>2008-2</u>	<u>2008-3</u>	<u>2010-1</u>	<u>2010-2</u>	<u>2010-3</u>
Yes	1	0	0	14	0	0	0	0	0	0
No	2	0	0	167	0	0	0	0	0	0
No Answer	9	0	0	0	0	0	0	0	0	0
Not applicable (Punch 0-4 in NUMGIVEN)	0	2000	2000	1819	2023	2023	2023	2044	2044	2044

C1. First Person is Sibling

[VAR: SIBLING1]

<u>RESPONSE</u>	<u>PUNCH</u>	<u>YEAR</u>								
		<u>2006-1</u>	<u>2006-2</u>	<u>2006-3</u>	<u>2008-1</u>	<u>2008-2</u>	<u>2008-3</u>	<u>2010-1</u>	<u>2010-2</u>	<u>2010-3</u>
Yes	1	0	0	91	0	0	0	0	0	0
No	2	0	0	1012	0	0	0	0	0	0
No Answer	9	0	0	0	0	0	0	0	0	0
Not applicable (Punch 0 in NUMGIVEN)	0	2000	2000	897	2023	2023	2023	2044	2044	2044

C2. Second Person is Sibling

[VAR: SIBLING2]

<u>RESPONSE</u>	<u>PUNCH</u>	<u>YEAR</u>								
		<u>2006-1</u>	<u>2006-2</u>	<u>2006-3</u>	<u>2008-1</u>	<u>2008-2</u>	<u>2008-3</u>	<u>2010-1</u>	<u>2010-2</u>	<u>2010-3</u>
Yes	1	0	0	104	0	0	0	0	0	0
No	2	0	0	733	0	0	0	0	0	0
No Answer	9	0	0	0	0	0	0	0	0	0
Not applicable (Punch 0, 1 in NUMGIVEN)	0	2000	2000	1163	2023	2023	2023	2044	2044	2044

C3. Third Person is Sibling

[VAR: SIBLING3]

<u>RESPONSE</u>	<u>PUNCH</u>	<u>YEAR</u>								
		<u>2006-1</u>	<u>2006-2</u>	<u>2006-3</u>	<u>2008-1</u>	<u>2008-2</u>	<u>2008-3</u>	<u>2010-1</u>	<u>2010-2</u>	<u>2010-3</u>
Yes	1	0	0	69	0	0	0	0	0	0
No	2	0	0	487	0	0	0	0	0	0
No Answer	9	0	0	0	0	0	0	0	0	0
Not applicable (Punch 0-2 in NUMGIVEN)	0	2000	2000	1444	2023	2023	2023	2044	2044	2044

C4. Fourth Person is Sibling

[VAR: SIBLING4]

<u>RESPONSE</u>	<u>PUNCH</u>	<u>YEAR</u>								
		<u>2006-1</u>	<u>2006-2</u>	<u>2006-3</u>	<u>2008-1</u>	<u>2008-2</u>	<u>2008-3</u>	<u>2010-1</u>	<u>2010-2</u>	<u>2010-3</u>
Yes	1	0	0	41	0	0	0	0	0	0
No	2	0	0	266	0	0	0	0	0	0
No Answer	9	0	0	0	0	0	0	0	0	0
Not applicable (Punch 0-3 in NUMGIVEN)	0	2000	2000	1693	2023	2023	2023	2044	2044	2044

C5. Fifth Person is Sibling

[VAR: SIBLING5]

<u>RESPONSE</u>	<u>PUNCH</u>	<u>YEAR</u>								
		<u>2006-1</u>	<u>2006-2</u>	<u>2006-3</u>	<u>2008-1</u>	<u>2008-2</u>	<u>2008-3</u>	<u>2010-1</u>	<u>2010-2</u>	<u>2010-3</u>
Yes	1	0	0	19	0	0	0	0	0	0
No	2	0	0	162	0	0	0	0	0	0
No Answer	9	0	0	0	0	0	0	0	0	0
Not applicable (Punch 0-4 in NUMGIVEN)	0	2000	2000	1819	2023	2023	2023	2044	2044	2044

D1. First Person is Child

[VAR: CHILD1]

<u>RESPONSE</u>	<u>PUNCH</u>	<u>YEAR</u>								
		<u>2006-1</u>	<u>2006-2</u>	<u>2006-3</u>	<u>2008-1</u>	<u>2008-2</u>	<u>2008-3</u>	<u>2010-1</u>	<u>2010-2</u>	<u>2010-3</u>
Yes	1	0	0	87	0	0	0	0	0	0
No	2	0	0	1016	0	0	0	0	0	0
No Answer	9	0	0	0	0	0	0	0	0	0
Not applicable (Punch 0 in NUMGIVEN)	0	2000	2000	897	2023	2023	2023	2044	2044	2044

D2. Second Person is Child

[VAR: CHILD2]

<u>RESPONSE</u>	<u>PUNCH</u>	<u>YEAR</u>								
		<u>2006-1</u>	<u>2006-2</u>	<u>2006-3</u>	<u>2008-1</u>	<u>2008-2</u>	<u>2008-3</u>	<u>2010-1</u>	<u>2010-2</u>	<u>2010-3</u>
Yes	1	0	0	121	0	0	0	0	0	0
No	2	0	0	716	0	0	0	0	0	0
No Answer	9	0	0	1163	0	0	0	0	0	0
Not applicable (Punch 0, 1 in NUMGIVEN)	0	2000	2000	0	2023	2023	2023	2044	2044	2044

D3. Third Person is Child

[VAR: CHILD3]

<u>RESPONSE</u>	<u>PUNCH</u>	<u>YEAR</u>								
		<u>2006-1</u>	<u>2006-2</u>	<u>2006-3</u>	<u>2008-1</u>	<u>2008-2</u>	<u>2008-3</u>	<u>2010-1</u>	<u>2010-2</u>	<u>2010-3</u>
Yes	1	0	0	80	0	0	0	0	0	0
No	2	0	0	476	0	0	0	0	0	0
No Answer	9	0	0	0	0	0	0	0	0	0
Not applicable (Punch 0-2 in NUMGIVEN)	0	2000	2000	1444	2023	2023	2023	2044	2044	2044

D4. Fourth Person is Child

[VAR: CHILD4]

<u>RESPONSE</u>	<u>PUNCH</u>	<u>YEAR</u>								
		<u>2006-1</u>	<u>2006-2</u>	<u>2006-3</u>	<u>2008-1</u>	<u>2008-2</u>	<u>2008-3</u>	<u>2010-1</u>	<u>2010-2</u>	<u>2010-3</u>
Yes	1	0	0	43	0	0	0	0	0	0
No	2	0	0	264	0	0	0	0	0	0
No Answer	9	0	0	0	0	0	0	0	0	0
Not applicable (Punch 0-3 in NUMGIVEN)	0	2000	2000	1693	2023	2023	2023	2044	2044	2044

D5. Fifth Person is Child

[VAR: CHILD5]

<u>RESPONSE</u>	<u>PUNCH</u>	<u>YEAR</u>								
		<u>2006-1</u>	<u>2006-2</u>	<u>2006-3</u>	<u>2008-1</u>	<u>2008-2</u>	<u>2008-3</u>	<u>2010-1</u>	<u>2010-2</u>	<u>2010-3</u>
Yes	1	0	0	22	0	0	0	0	0	0
No	2	0	0	159	0	0	0	0	0	0
No Answer	9	0	0	0	0	0	0	0	0	0
Not applicable (Punch 0-4 in NUMGIVEN)	0	2000	2000	1819	2023	2023	2023	2044	2044	2044

E1. First Person is Other Family Member

[VAR: OTHFAM1]

<u>RESPONSE</u>	<u>PUNCH</u>	<u>YEAR</u>								
		<u>2006-1</u>	<u>2006-2</u>	<u>2006-3</u>	<u>2008-1</u>	<u>2008-2</u>	<u>2008-3</u>	<u>2010-1</u>	<u>2010-2</u>	<u>2010-3</u>
Yes	1	0	0	51	0	0	0	0	0	0
No	2	0	0	1052	0	0	0	0	0	0
No Answer	9	0	0	0	0	0	0	0	0	0
Not applicable (Punch 0 in NUMGIVEN)	0	2000	2000	897	2023	2023	2023	2044	2044	2044

E2. Second Person is Other Family Member

[VAR: OTHFAM2]

<u>RESPONSE</u>	<u>PUNCH</u>	<u>YEAR</u>								
		<u>2006-1</u>	<u>2006-2</u>	<u>2006-3</u>	<u>2008-1</u>	<u>2008-2</u>	<u>2008-3</u>	<u>2010-1</u>	<u>2010-2</u>	<u>2010-3</u>
Yes	1	0	0	66	0	0	0	0	0	0
No	2	0	0	771	0	0	0	0	0	0
No Answer	9	0	0	0	0	0	0	0	0	0
Not applicable (Punch 0, 1 in NUMGIVEN)	0	2000	2000	1163	2023	2023	2023	2044	2044	2044

E3. Third Person is Other Family Member

[VAR: OTHFAM3]

<u>RESPONSE</u>	<u>PUNCH</u>	<u>YEAR</u>								
		<u>2006-1</u>	<u>2006-2</u>	<u>2006-3</u>	<u>2008-1</u>	<u>2008-2</u>	<u>2008-3</u>	<u>2010-1</u>	<u>2010-2</u>	<u>2010-3</u>
Yes	1	0	0	58	0	0	0	0	0	0
No	2	0	0	498	0	0	0	0	0	0
No Answer	9	0	0	0	0	0	0	0	0	0
Not applicable (Punch 0-2 in NUMGIVEN)	0	2000	2000	1444	2023	2023	2023	2044	2044	2044

E4. Fourth Person is Other Family Member

[VAR: OTHFAM4]

<u>RESPONSE</u>	<u>PUNCH</u>	<u>YEAR</u>								
		<u>2006-1</u>	<u>2006-2</u>	<u>2006-3</u>	<u>2008-1</u>	<u>2008-2</u>	<u>2008-3</u>	<u>2010-1</u>	<u>2010-2</u>	<u>2010-3</u>
Yes	1	0	0	26	0	0	0	0	0	0
No	2	0	0	281	0	0	0	0	0	0
No Answer	9	0	0	0	0	0	0	0	0	0
Not applicable (Punch 0-3 in NUMGIVEN)	0	2000	2000	1693	2023	2023	2023	2044	2044	2044

E5. Fifth Person is Other Family Member

[VAR: OTHFAM5]

<u>RESPONSE</u>	<u>PUNCH</u>	<u>YEAR</u>								
		<u>2006-1</u>	<u>2006-2</u>	<u>2006-3</u>	<u>2008-1</u>	<u>2008-2</u>	<u>2008-3</u>	<u>2010-1</u>	<u>2010-2</u>	<u>2010-3</u>
Yes	1	0	0	14	0	0	0	0	0	0
No	2	0	0	167	0	0	0	0	0	0
No Answer	9	0	0	0	0	0	0	0	0	0
Not applicable (Punch 0-4 in NUMGIVEN)	0	2000	2000	1819	2023	2023	2023	2044	2044	2044

F1. First Person is Co-Worker

[VAR: COWORK1]

<u>RESPONSE</u>	<u>PUNCH</u>	<u>YEAR</u>								
		<u>2006-1</u>	<u>2006-2</u>	<u>2006-3</u>	<u>2008-1</u>	<u>2008-2</u>	<u>2008-3</u>	<u>2010-1</u>	<u>2010-2</u>	<u>2010-3</u>
Yes	1	0	0	100	0	0	0	0	0	0
No	2	0	0	1003	0	0	0	0	0	0
No Answer	9	0	0	0	0	0	0	0	0	0
Not applicable (Punch 0 in NUMGIVEN)	0	2000	2000	897	2023	2023	2023	2044	2044	2044

F2. Second Person is Co-Worker

[VAR: COWORK2]

<u>RESPONSE</u>	<u>PUNCH</u>	<u>YEAR</u>								
		<u>2006-1</u>	<u>2006-2</u>	<u>2006-3</u>	<u>2008-1</u>	<u>2008-2</u>	<u>2008-3</u>	<u>2010-1</u>	<u>2010-2</u>	<u>2010-3</u>
Yes	1	0	0	91	0	0	0	0	0	0
No	2	0	0	746	0	0	0	0	0	0
No Answer	9	0	0	0	0	0	0	0	0	0
Not applicable (Punch 0, 1 in NUMGIVEN)	0	2000	2000	1163	2023	2023	2023	2044	2044	2044

F3. Third Person is Co-Worker

[VAR: COWORK3]

<u>RESPONSE</u>	<u>PUNCH</u>	<u>YEAR</u>								
		<u>2006-1</u>	<u>2006-2</u>	<u>2006-3</u>	<u>2008-1</u>	<u>2008-2</u>	<u>2008-3</u>	<u>2010-1</u>	<u>2010-2</u>	<u>2010-3</u>
Yes	1	0	0	55	0	0	0	0	0	0
No	2	0	0	501	0	0	0	0	0	0
No Answer	9	0	0	0	0	0	0	0	0	0
Not applicable (Punch 0-2 in NUMGIVEN)	0	2000	2000	1444	2023	2023	2023	2044	2044	2044

F4. Fourth Person is Co-Worker

[VAR: COWORK4]

<u>RESPONSE</u>	<u>PUNCH</u>	<u>YEAR</u>								
		<u>2006-1</u>	<u>2006-2</u>	<u>2006-3</u>	<u>2008-1</u>	<u>2008-2</u>	<u>2008-3</u>	<u>2010-1</u>	<u>2010-2</u>	<u>2010-3</u>
Yes	1	0	0	36	0	0	0	0	0	0
No	2	0	0	271	0	0	0	0	0	0
No Answer	9	0	0	0	0	0	0	0	0	0
Not applicable (Punch 0-3 in NUMGIVEN)	0	2000	2000	1693	2023	2023	2023	2044	2044	2044

F5. Fifth Person is Co-Worker

[VAR: COWORK5]

<u>RESPONSE</u>	<u>PUNCH</u>	<u>YEAR</u>								
		<u>2006-1</u>	<u>2006-2</u>	<u>2006-3</u>	<u>2008-1</u>	<u>2008-2</u>	<u>2008-3</u>	<u>2010-1</u>	<u>2010-2</u>	<u>2010-3</u>
Yes	1	0	0	17	0	0	0	0	0	0
No	2	0	0	164	0	0	0	0	0	0
No Answer	9	0	0	0	0	0	0	0	0	0
Not applicable (Punch 0-4 in NUMGIVEN)	0	2000	2000	1819	2023	2023	2023	2044	2044	2044

G1. First Person is Group Member

[VAR: MEMGRP1]

<u>RESPONSE</u>	<u>PUNCH</u>	<u>YEAR</u>								
		<u>2006-1</u>	<u>2006-2</u>	<u>2006-3</u>	<u>2008-1</u>	<u>2008-2</u>	<u>2008-3</u>	<u>2010-1</u>	<u>2010-2</u>	<u>2010-3</u>
Yes	1	0	0	82	0	0	0	0	0	0
No	2	0	0	1021	0	0	0	0	0	0
No Answer	9	0	0	0	0	0	0	0	0	0
Not applicable (Punch 0 in NUMGIVEN)	0	2000	2000	897	2023	2023	2023	2044	2044	2044

G2. Second Person is Group Member

[VAR: MEMGRP2]

<u>RESPONSE</u>	<u>PUNCH</u>	<u>YEAR</u>								
		<u>2006-1</u>	<u>2006-2</u>	<u>2006-3</u>	<u>2008-1</u>	<u>2008-2</u>	<u>2008-3</u>	<u>2010-1</u>	<u>2010-2</u>	<u>2010-3</u>
Yes	1	0	0	55	0	0	0	0	0	0
No	2	0	0	782	0	0	0	0	0	0
No Answer	9	0	0	0	0	0	0	0	0	0
Not applicable (Punch 0, 1 in NUMGIVEN)	0	2000	2000	1163	2023	2023	2023	2044	2044	2044

G3. Third Person is Group Member

[VAR: MEMGRP3]

<u>RESPONSE</u>	<u>PUNCH</u>	<u>YEAR</u>								
		<u>2006-1</u>	<u>2006-2</u>	<u>2006-3</u>	<u>2008-1</u>	<u>2008-2</u>	<u>2008-3</u>	<u>2010-1</u>	<u>2010-2</u>	<u>2010-3</u>
Yes	1	0	0	44	0	0	0	0	0	0
No	2	0	0	512	0	0	0	0	0	0
No Answer	9	0	0	0	0	0	0	0	0	0
Not applicable (Punch 0-2 in NUMGIVEN)	0	2000	2000	1444	2023	2023	2023	2044	2044	2044

G4. Fourth Person is Group Member

[VAR: MEMGRP4]

<u>RESPONSE</u>	<u>PUNCH</u>	<u>YEAR</u>								
		<u>2006-1</u>	<u>2006-2</u>	<u>2006-3</u>	<u>2008-1</u>	<u>2008-2</u>	<u>2008-3</u>	<u>2010-1</u>	<u>2010-2</u>	<u>2010-3</u>
Yes	1	0	0	32	0	0	0	0	0	0
No	2	0	0	275	0	0	0	0	0	0
No Answer	9	0	0	0	0	0	0	0	0	0
Not applicable (Punch 0-3 in NUMGIVEN)	0	2000	2000	1693	2023	2023	2023	2044	2044	2044

G5. Fifth Person is Group Member

[VAR: MEMGRP5]

<u>RESPONSE</u>	<u>PUNCH</u>	<u>YEAR</u>								
		<u>2006-1</u>	<u>2006-2</u>	<u>2006-3</u>	<u>2008-1</u>	<u>2008-2</u>	<u>2008-3</u>	<u>2010-1</u>	<u>2010-2</u>	<u>2010-3</u>
Yes	1	0	0	19	0	0	0	0	0	0
No	2	0	0	162	0	0	0	0	0	0
No Answer	9	0	0	0	0	0	0	0	0	0
Not applicable (Punch 0-4 in NUMGIVEN)	0	2000	2000	1819	2023	2023	2023	2044	2044	2044

H1. First Person is Neighbor

[VAR: NEIGHBR1]

<u>RESPONSE</u>	<u>PUNCH</u>	<u>YEAR</u>								
		<u>2006-1</u>	<u>2006-2</u>	<u>2006-3</u>	<u>2008-1</u>	<u>2008-2</u>	<u>2008-3</u>	<u>2010-1</u>	<u>2010-2</u>	<u>2010-3</u>
Yes	1	0	0	37	0	0	0	0	0	0
No	2	0	0	1066	0	0	0	0	0	0
No Answer	9	0	0	0	0	0	0	0	0	0
Not applicable (Punch 0 in NUMGIVEN)	0	2000	2000	897	2023	2023	2023	2044	2044	2044

H2. Second Person is Neighbor

[VAR: NEIGHBR2]

<u>RESPONSE</u>	<u>PUNCH</u>	<u>YEAR</u>								
		<u>2006-1</u>	<u>2006-2</u>	<u>2006-3</u>	<u>2008-1</u>	<u>2008-2</u>	<u>2008-3</u>	<u>2010-1</u>	<u>2010-2</u>	<u>2010-3</u>
Yes	1	0	0	33	0	0	0	0	0	0
No	2	0	0	804	0	0	0	0	0	0
No Answer	9	0	0	0	0	0	0	0	0	0
Not applicable (Punch 0, 1 in NUMGIVEN)	0	2000	2000	1163	2023	2023	2023	2044	2044	2044

H3. Third Person is Neighbor

[VAR: NEIGHBR3]

<u>RESPONSE</u>	<u>PUNCH</u>	<u>YEAR</u>								
		<u>2006-1</u>	<u>2006-2</u>	<u>2006-3</u>	<u>2008-1</u>	<u>2008-2</u>	<u>2008-3</u>	<u>2010-1</u>	<u>2010-2</u>	<u>2010-3</u>
Yes	1	0	0	22	0	0	0	0	0	0
No	2	0	0	534	0	0	0	0	0	0
No Answer	9	0	0	0	0	0	0	0	0	0
Not applicable (Punch 0-2 in NUMGIVEN)	0	2000	2000	1444	2023	2023	2023	2044	2044	2044

H4. Fourth Person is Neighbor

[VAR: NEIGHBR4]

<u>RESPONSE</u>	<u>PUNCH</u>	<u>YEAR</u>								
		<u>2006-1</u>	<u>2006-2</u>	<u>2006-3</u>	<u>2008-1</u>	<u>2008-2</u>	<u>2008-3</u>	<u>2010-1</u>	<u>2010-2</u>	<u>2010-3</u>
Yes	1	0	0	16	0	0	0	0	0	0
No	2	0	0	291	0	0	0	0	0	0
No Answer	9	0	0	0	0	0	0	0	0	0
Not applicable (Punch 0-3 in NUMGIVEN)	0	2000	2000	1693	2023	2023	2023	2044	2044	2044

H5. Fifth Person is Neighbor

[VAR: NEIGHBR5]

<u>RESPONSE</u>	<u>PUNCH</u>	<u>YEAR</u>								
		<u>2006-1</u>	<u>2006-2</u>	<u>2006-3</u>	<u>2008-1</u>	<u>2008-2</u>	<u>2008-3</u>	<u>2010-1</u>	<u>2010-2</u>	<u>2010-3</u>
Yes	1	0	0	10	0	0	0	0	0	0
No	2	0	0	171	0	0	0	0	0	0
No Answer	9	0	0	0	0	0	0	0	0	0
Not applicable (Punch 0-4 in NUMGIVEN)	0	2000	2000	1819	2023	2023	2023	2044	2044	2044

I1. First Person is Friend

[VAR: FRIEND1]

<u>RESPONSE</u>	<u>PUNCH</u>	<u>YEAR</u>								
		<u>2006-1</u>	<u>2006-2</u>	<u>2006-3</u>	<u>2008-1</u>	<u>2008-2</u>	<u>2008-3</u>	<u>2010-1</u>	<u>2010-2</u>	<u>2010-3</u>
Yes	1	0	0	494	0	0	0	0	0	0
No	2	0	0	609	0	0	0	0	0	0
No Answer	9	0	0	0	0	0	0	0	0	0
Not applicable (Punch 0 in NUMGIVEN)	0	2000	2000	897	2023	2023	2023	2044	2044	2044

I2. Second Person is Friend

[VAR: FRIEND2]

<u>RESPONSE</u>	<u>PUNCH</u>	<u>YEAR</u>								
		<u>2006-1</u>	<u>2006-2</u>	<u>2006-3</u>	<u>2008-1</u>	<u>2008-2</u>	<u>2008-3</u>	<u>2010-1</u>	<u>2010-2</u>	<u>2010-3</u>
Yes	1	0	0	403	0	0	0	0	0	0
No	2	0	0	434	0	0	0	0	0	0
No Answer	9	0	0	0	0	0	0	0	0	0
Not applicable (Punch 0, 1 in NUMGIVEN)	0	2000	2000	1163	2023	2023	2023	2044	2044	2044

I3. Third Person is Friend

[VAR: FRIEND3]

<u>RESPONSE</u>	<u>PUNCH</u>	<u>YEAR</u>								
		<u>2006-1</u>	<u>2006-2</u>	<u>2006-3</u>	<u>2008-1</u>	<u>2008-2</u>	<u>2008-3</u>	<u>2010-1</u>	<u>2010-2</u>	<u>2010-3</u>
Yes	1	0	0	255	0	0	0	0	0	0
No	2	0	0	301	0	0	0	0	0	0
No Answer	9	0	0	0	0	0	0	0	0	0
Not applicable (Punch 0-2 in NUMGIVEN)	0	2000	2000	1444	2023	2023	2023	2044	2044	2044

I4. Fourth Person is Friend

[VAR: FRIEND4]

<u>RESPONSE</u>	<u>PUNCH</u>	<u>YEAR</u>								
		<u>2006-1</u>	<u>2006-2</u>	<u>2006-3</u>	<u>2008-1</u>	<u>2008-2</u>	<u>2008-3</u>	<u>2010-1</u>	<u>2010-2</u>	<u>2010-3</u>
Yes	1	0	0	145	0	0	0	0	0	0
No	2	0	0	162	0	0	0	0	0	0
No Answer	9	0	0	0	0	0	0	0	0	0
Not applicable (Punch 0-3 in NUMGIVEN)	0	2000	2000	1693	2023	2023	2023	2044	2044	2044

I5. Fifth Person is Friend

[VAR: FRIENDS5]

<u>RESPONSE</u>	<u>PUNCH</u>	<u>YEAR</u>								
		<u>2006-1</u>	<u>2006-2</u>	<u>2006-3</u>	<u>2008-1</u>	<u>2008-2</u>	<u>2008-3</u>	<u>2010-1</u>	<u>2010-2</u>	<u>2010-3</u>
Yes	1	0	0	100	0	0	0	0	0	0
No	2	0	0	81	0	0	0	0	0	0
No Answer	9	0	0	0	0	0	0	0	0	0
Not applicable (Punch 0-4 in NUMGIVEN)	0	2000	2000	1819	2023	2023	2023	2044	2044	2044

J1. First Person is Advisor

[VAR: ADVISOR1]

<u>RESPONSE</u>	<u>PUNCH</u>	<u>YEAR</u>								
		<u>2006-1</u>	<u>2006-2</u>	<u>2006-3</u>	<u>2008-1</u>	<u>2008-2</u>	<u>2008-3</u>	<u>2010-1</u>	<u>2010-2</u>	<u>2010-3</u>
Yes	1	0	0	125	0	0	0	0	0	0
No	2	0	0	978	0	0	0	0	0	0
No Answer	9	0	0	0	0	0	0	0	0	0
Not applicable (Punch 0 in NUMGIVEN)	0	2000	2000	897	2023	2023	2023	2044	2044	2044

J2. Second Person is Advisor

[VAR: ADVISOR2]

<u>RESPONSE</u>	<u>PUNCH</u>	<u>YEAR</u>								
		<u>2006-1</u>	<u>2006-2</u>	<u>2006-3</u>	<u>2008-1</u>	<u>2008-2</u>	<u>2008-3</u>	<u>2010-1</u>	<u>2010-2</u>	<u>2010-3</u>
Yes	1	0	0	72	0	0	0	0	0	0
No	2	0	0	765	0	0	0	0	0	0
No Answer	9	0	0	0	0	0	0	0	0	0
Not applicable (Punch 0, 1 in NUMGIVEN)	0	2000	2000	1163	2023	2023	2023	2044	2044	2044

J3. Third Person is Advisor

[VAR: ADVISOR3]

<u>RESPONSE</u>	<u>PUNCH</u>	<u>YEAR</u>								
		<u>2006-1</u>	<u>2006-2</u>	<u>2006-3</u>	<u>2008-1</u>	<u>2008-2</u>	<u>2008-3</u>	<u>2010-1</u>	<u>2010-2</u>	<u>2010-3</u>
Yes	1	0	0	40	0	0	0	0	0	0
No	2	0	0	516	0	0	0	0	0	0
No Answer	9	0	0	0	0	0	0	0	0	0
Not applicable (Punch 0-2 in NUMGIVEN)	0	2000	2000	1444	2023	2023	2023	2044	2044	2044

J4. Fourth Person is Advisor

[VAR: ADVISOR4]

<u>RESPONSE</u>	<u>PUNCH</u>	<u>YEAR</u>								
		<u>2006-1</u>	<u>2006-2</u>	<u>2006-3</u>	<u>2008-1</u>	<u>2008-2</u>	<u>2008-3</u>	<u>2010-1</u>	<u>2010-2</u>	<u>2010-3</u>
Yes	1	0	0	31	0	0	0	0	0	0
No	2	0	0	276	0	0	0	0	0	0
No Answer	9	0	0	0	0	0	0	0	0	0
Not applicable (Punch 0-3 in NUMGIVEN)	0	2000	2000	1693	2023	2023	2023	2044	2044	2044

J5. Fifth Person is Advisor

[VAR: ADVISOR5]

<u>RESPONSE</u>	<u>PUNCH</u>	<u>YEAR</u>								
		<u>2006-1</u>	<u>2006-2</u>	<u>2006-3</u>	<u>2008-1</u>	<u>2008-2</u>	<u>2008-3</u>	<u>2010-1</u>	<u>2010-2</u>	<u>2010-3</u>
Yes	1	0	0	19	0	0	0	0	0	0
No	2	0	0	162	0	0	0	0	0	0
No Answer	9	0	0	0	0	0	0	0	0	0
Not applicable (Punch 0-4 in NUMGIVEN)	0	2000	2000	1819	2023	2023	2023	2044	2044	2044

K1. First Person is Other

[VAR: OTHER1]

<u>RESPONSE</u>	<u>PUNCH</u>	<u>YEAR</u>								
		<u>2006-1</u>	<u>2006-2</u>	<u>2006-3</u>	<u>2008-1</u>	<u>2008-2</u>	<u>2008-3</u>	<u>2010-1</u>	<u>2010-2</u>	<u>2010-3</u>
Yes	1	0	0	109	0	0	0	0	0	0
No	2	0	0	994	0	0	0	0	0	0
No Answer	9	0	0	0	0	0	0	0	0	0
Not applicable (Punch 0 in NUMGIVEN)	0	2000	2000	897	2023	2023	2023	2044	2044	2044

K2. Second Person is Other

[VAR: OTHER2]

<u>RESPONSE</u>	<u>PUNCH</u>	<u>YEAR</u>								
		<u>2006-1</u>	<u>2006-2</u>	<u>2006-3</u>	<u>2008-1</u>	<u>2008-2</u>	<u>2008-3</u>	<u>2010-1</u>	<u>2010-2</u>	<u>2010-3</u>
Yes	1	0	0	75	0	0	0	0	0	0
No	2	0	0	762	0	0	0	0	0	0
No Answer	9	0	0	0	0	0	0	0	0	0
Not applicable (Punch 0, 1 in NUMGIVEN)	0	2000	2000	1163	2023	2023	2023	2044	2044	2044

K3. Third Person is Other

[VAR: OTHER3]

<u>RESPONSE</u>	<u>PUNCH</u>	<u>YEAR</u>								
		<u>2006-1</u>	<u>2006-2</u>	<u>2006-3</u>	<u>2008-1</u>	<u>2008-2</u>	<u>2008-3</u>	<u>2010-1</u>	<u>2010-2</u>	<u>2010-3</u>
Yes	1	0	0	54	0	0	0	0	0	0
No	2	0	0	502	0	0	0	0	0	0
No Answer	9	0	0	0	0	0	0	0	0	0
Not applicable (Punch 0-2 in NUMGIVEN)	0	2000	2000	1444	2023	2023	2023	2044	2044	2044

K4. Fourth Person is Other

[VAR: OTHER4]

<u>RESPONSE</u>	<u>PUNCH</u>	<u>YEAR</u>								
		<u>2006-1</u>	<u>2006-2</u>	<u>2006-3</u>	<u>2008-1</u>	<u>2008-2</u>	<u>2008-3</u>	<u>2010-1</u>	<u>2010-2</u>	<u>2010-3</u>
Yes	1	0	0	18	0	0	0	0	0	0
No	2	0	0	289	0	0	0	0	0	0
No Answer	9	0	0	0	0	0	0	0	0	0
Not applicable (Punch 0-3 in NUMGIVEN)	0	2000	2000	1693	2023	2023	2023	2044	2044	2044

K5. Fifth Person is Other

[VAR: OTHER5]

<u>RESPONSE</u>	<u>PUNCH</u>	<u>YEAR</u>								
		<u>2006-1</u>	<u>2006-2</u>	<u>2006-3</u>	<u>2008-1</u>	<u>2008-2</u>	<u>2008-3</u>	<u>2010-1</u>	<u>2010-2</u>	<u>2010-3</u>
Yes	1	0	0	11	0	0	0	0	0	0
No	2	0	0	170	0	0	0	0	0	0
No Answer	9	0	0	0	0	0	0	0	0	0
Not applicable (Punch 0-4 in NUMGIVEN)	0	2000	2000	1819	2023	2023	2023	2044	2044	2044

**Topical Module: Socio-Political Participation
(MEMFRAT-MTOTHER3)**

626. We would like to know something about the groups and organizations to which individuals belong. Here is a list of various kinds of organizations. Could you tell me whether or not you are a member of each type? (READ EACH ITEM. CODE ONE FOR EACH).

A. Fraternal groups

[VAR: MEMFRAT]

<u>RESPONSE</u>	<u>PUNCH</u>	<u>YEAR</u>								
		<u>2006-1</u>	<u>2006-2</u>	<u>2006-3</u>	<u>2008-1</u>	<u>2008-2</u>	<u>2008-3</u>	<u>2010-1</u>	<u>2010-2</u>	<u>2010-3</u>
Yes	1	0	0	91	0	0	0	0	0	0
No	2	0	0	1150	0	0	0	0	0	0
Don't know	8	0	0	1	0	0	0	0	0	0
No answer	9	0	0	34	0	0	0	0	0	0
Not applicable	0	2000	2000	724	2023	2023	2023	2044	2044	2044

B. Service clubs

[VAR: MEMSERV]

<u>RESPONSE</u>	<u>PUNCH</u>	<u>YEAR</u>								
		<u>2006-1</u>	<u>2006-2</u>	<u>2006-3</u>	<u>2008-1</u>	<u>2008-2</u>	<u>2008-3</u>	<u>2010-1</u>	<u>2010-2</u>	<u>2010-3</u>
Yes	1	0	0	103	0	0	0	0	0	0
No	2	0	0	1136	0	0	0	0	0	0
Don't know	8	0	0	3	0	0	0	0	0	0
No answer	9	0	0	34	0	0	0	0	0	0
Not applicable	0	2000	2000	724	2023	2023	2023	2044	2044	2044

C. Veterans' group

[VAR: MEMVET]

<u>RESPONSE</u>	<u>PUNCH</u>	<u>YEAR</u>								
		<u>2006-1</u>	<u>2006-2</u>	<u>2006-3</u>	<u>2008-1</u>	<u>2008-2</u>	<u>2008-3</u>	<u>2010-1</u>	<u>2010-2</u>	<u>2010-3</u>
Yes	1	0	0	70	0	0	0	0	0	0
No	2	0	0	1173	0	0	0	0	0	0
Don't know	8	0	0	0	0	0	0	0	0	0
No answer	9	0	0	33	0	0	0	0	0	0
Not applicable	0	2000	2000	724	2023	2023	2023	2044	2044	2044

D. Political clubs

[VAR: MEMPOLIT]

<u>RESPONSE</u>	<u>PUNCH</u>	<u>YEAR</u>								
		<u>2006-1</u>	<u>2006-2</u>	<u>2006-3</u>	<u>2008-1</u>	<u>2008-2</u>	<u>2008-3</u>	<u>2010-1</u>	<u>2010-2</u>	<u>2010-3</u>
Yes	1	0	0	49	0	0	0	0	0	0
No	2	0	0	1194	0	0	0	0	0	0
Don't know	8	0	0	0	0	0	0	0	0	0
No answer	9	0	0	33	0	0	0	0	0	0
Not applicable	0	2000	2000	724	2023	2023	2023	2044	2044	2044

E. Labor Unions

[VAR: MEMUNION]

<u>RESPONSE</u>	<u>PUNCH</u>	<u>YEAR</u>								
		<u>2006-1</u>	<u>2006-2</u>	<u>2006-3</u>	<u>2008-1</u>	<u>2008-2</u>	<u>2008-3</u>	<u>2010-1</u>	<u>2010-2</u>	<u>2010-3</u>
Yes	1	0	0	119	0	0	0	0	0	0
No	2	0	0	1124	0	0	0	0	0	0
Don't know	8	0	0	0	0	0	0	0	0	0
No answer	9	0	0	33	0	0	0	0	0	0
Not applicable	0	2000	2000	724	2023	2023	2023	2044	2044	2044

F. Sports groups

[VAR: MEMSPORT]

<u>RESPONSE</u>	<u>PUNCH</u>	<u>YEAR</u>								
		<u>2006-1</u>	<u>2006-2</u>	<u>2006-3</u>	<u>2008-1</u>	<u>2008-2</u>	<u>2008-3</u>	<u>2010-1</u>	<u>2010-2</u>	<u>2010-3</u>
Yes	1	0	0	146	0	0	0	0	0	0
No	2	0	0	1097	0	0	0	0	0	0
Don't know	8	0	0	0	0	0	0	0	0	0
No answer	9	0	0	33	0	0	0	0	0	0
Not applicable	0	2000	2000	724	2023	2023	2023	2044	2044	2044

G. Youth groups

[VAR: MEMYOUTH]

<u>RESPONSE</u>	<u>PUNCH</u>	<u>YEAR</u>								
		<u>2006-1</u>	<u>2006-2</u>	<u>2006-3</u>	<u>2008-1</u>	<u>2008-2</u>	<u>2008-3</u>	<u>2010-1</u>	<u>2010-2</u>	<u>2010-3</u>
Yes	1	0	0	92	0	0	0	0	0	0
No	2	0	0	1151	0	0	0	0	0	0
Don't know	8	0	0	0	0	0	0	0	0	0
No answer	9	0	0	33	0	0	0	0	0	0
Not applicable	0	2000	2000	724	2023	2023	2023	2044	2044	2044

H. School service groups

[VAR: MEMSCHL]

<u>RESPONSE</u>	<u>PUNCH</u>	<u>YEAR</u>								
		<u>2006-1</u>	<u>2006-2</u>	<u>2006-3</u>	<u>2008-1</u>	<u>2008-2</u>	<u>2008-3</u>	<u>2010-1</u>	<u>2010-2</u>	<u>2010-3</u>
Yes	1	0	0	125	0	0	0	0	0	0
No	2	0	0	1118	0	0	0	0	0	0
Don't know	8	0	0	0	0	0	0	0	0	0
No answer	9	0	0	33	0	0	0	0	0	0
Not applicable	0	2000	2000	724	2023	2023	2023	2044	2044	2044

I. Hobby or garden clubs

[VAR: MEMHOBBY]

<u>RESPONSE</u>	<u>PUNCH</u>	<u>YEAR</u>								
		<u>2006-1</u>	<u>2006-2</u>	<u>2006-3</u>	<u>2008-1</u>	<u>2008-2</u>	<u>2008-3</u>	<u>2010-1</u>	<u>2010-2</u>	<u>2010-3</u>
Yes	1	0	0	139	0	0	0	0	0	0
No	2	0	0	1104	0	0	0	0	0	0
Don't know	8	0	0	0	0	0	0	0	0	0
No answer	9	0	0	33	0	0	0	0	0	0
Not applicable	0	2000	2000	724	2023	2023	2023	2044	2044	2044

J. School fraternities or sororities

[VAR: MEMGREEK]

<u>RESPONSE</u>	<u>PUNCH</u>	<u>YEAR</u>								
		<u>2006-1</u>	<u>2006-2</u>	<u>2006-3</u>	<u>2008-1</u>	<u>2008-2</u>	<u>2008-3</u>	<u>2010-1</u>	<u>2010-2</u>	<u>2010-3</u>
Yes	1	0	0	52	0	0	0	0	0	0
No	2	0	0	1190	0	0	0	0	0	0
Don't know	8	0	0	1	0	0	0	0	0	0
No answer	9	0	0	33	0	0	0	0	0	0
Not applicable	0	2000	2000	724	2023	2023	2023	2044	2044	2044

K. Nationality groups

[VAR: MEMNAT]

<u>RESPONSE</u>	<u>PUNCH</u>	<u>YEAR</u>								
		<u>2006-1</u>	<u>2006-2</u>	<u>2006-3</u>	<u>2008-1</u>	<u>2008-2</u>	<u>2008-3</u>	<u>2010-1</u>	<u>2010-2</u>	<u>2010-3</u>
Yes	1	0	0	21	0	0	0	0	0	0
No	2	0	0	1222	0	0	0	0	0	0
Don't know	8	0	0	0	0	0	0	0	0	0
No answer	9	0	0	33	0	0	0	0	0	0
Not applicable	0	2000	2000	724	2023	2023	2023	2044	2044	2044

L. Farm organizations

[VAR: MEMFARM]

<u>RESPONSE</u>	<u>PUNCH</u>	<u>YEAR</u>								
		<u>2006-1</u>	<u>2006-2</u>	<u>2006-3</u>	<u>2008-1</u>	<u>2008-2</u>	<u>2008-3</u>	<u>2010-1</u>	<u>2010-2</u>	<u>2010-3</u>
Yes	1	0	0	29	0	0	0	0	0	0
No	2	0	0	1214	0	0	0	0	0	0
Don't know	8	0	0	0	0	0	0	0	0	0
No answer	9	0	0	33	0	0	0	0	0	0
Not applicable	0	2000	2000	724	2023	2023	2023	2044	2044	2044

M. Literary, art, discussion, or study groups

[VAR: MEMLIT]

<u>RESPONSE</u>	<u>PUNCH</u>	<u>YEAR</u>								
		<u>2006-1</u>	<u>2006-2</u>	<u>2006-3</u>	<u>2008-1</u>	<u>2008-2</u>	<u>2008-3</u>	<u>2010-1</u>	<u>2010-2</u>	<u>2010-3</u>
Yes	1	0	0	130	0	0	0	0	0	0
No	2	0	0	1113	0	0	0	0	0	0
Don't know	8	0	0	0	0	0	0	0	0	0
No answer	9	0	0	33	0	0	0	0	0	0
Not applicable	0	2000	2000	724	2023	2023	2023	2044	2044	2044

N. Professional or academic societies

[VAR: MEMPROF]

<u>RESPONSE</u>	<u>PUNCH</u>	<u>YEAR</u>								
		<u>2006-1</u>	<u>2006-2</u>	<u>2006-3</u>	<u>2008-1</u>	<u>2008-2</u>	<u>2008-3</u>	<u>2010-1</u>	<u>2010-2</u>	<u>2010-3</u>
Yes	1	0	0	193	0	0	0	0	0	0
No	2	0	0	1050	0	0	0	0	0	0
Don't know	8	0	0	0	0	0	0	0	0	0
No answer	9	0	0	33	0	0	0	0	0	0
Not applicable	0	2000	2000	724	2023	2023	2023	2044	2044	2044

O. Church-affiliated groups

[VAR: MEMCHURH]

<u>RESPONSE</u>	<u>PUNCH</u>	<u>YEAR</u>								
		<u>2006-1</u>	<u>2006-2</u>	<u>2006-3</u>	<u>2008-1</u>	<u>2008-2</u>	<u>2008-3</u>	<u>2010-1</u>	<u>2010-2</u>	<u>2010-3</u>
Yes	1	0	0	364	0	0	0	0	0	0
No	2	0	0	877	0	0	0	0	0	0
Don't know	8	0	0	1	0	0	0	0	0	0
No answer	9	0	0	34	0	0	0	0	0	0
Not applicable	0	2000	2000	724	2023	2023	2023	2044	2044	2044

P. Any other groups?

[VAR: MEMOTHER]

<u>RESPONSE</u>	<u>PUNCH</u>	<u>YEAR</u>								
		<u>2006-1</u>	<u>2006-2</u>	<u>2006-3</u>	<u>2008-1</u>	<u>2008-2</u>	<u>2008-3</u>	<u>2010-1</u>	<u>2010-2</u>	<u>2010-3</u>
Yes	1	0	0	111	0	0	0	0	0	0
No	2	0	0	1132	0	0	0	0	0	0
Don't know	8	0	0	0	0	0	0	0	0	0
No answer	9	0	0	33	0	0	0	0	0	0
Not applicable	0	2000	2000	724	2023	2023	2023	2044	2044	2044

627. Besides belonging to a congregation or religion, do you belong to any church-related groups such as a fellowship or study groups, a choir, board, or committee?

[VAR: CHURCHTX]

<u>RESPONSE</u>	<u>PUNCH</u>	<u>YEAR</u>								
		<u>2006-1</u>	<u>2006-2</u>	<u>2006-3</u>	<u>2008-1</u>	<u>2008-2</u>	<u>2008-3</u>	<u>2010-1</u>	<u>2010-2</u>	<u>2010-3</u>
Yes	1	0	0	229	0	0	0	0	0	0
No	2	0	0	135	0	0	0	0	0	0
Don't know	8	0	0	0	0	0	0	0	0	0
No answer	9	0	0	4	0	0	0	0	0	0
Not applicable (Punches 2-9 in MEMCHURH)	0	2000	2000	1632	2023	2023	2023	2044	2044	2044

628. Are there any activities that you do with the same group of people on a regular basis even if the group doesn't have a name such as a bridge group, exercise group, or a group that meets to discuss individual or community problems?

[VAR: INFRMGRP]

<u>RESPONSE</u>	<u>PUNCH</u>	<u>YEAR</u>								
		<u>2006-1</u>	<u>2006-2</u>	<u>2006-3</u>	<u>2008-1</u>	<u>2008-2</u>	<u>2008-3</u>	<u>2010-1</u>	<u>2010-2</u>	<u>2010-3</u>
Yes	1	0	0	405	0	0	0	0	0	0
No	2	0	0	838	0	0	0	0	0	0
Don't know	8	0	0	0	0	0	0	0	0	0
No answer	9	0	0	33	0	0	0	0	0	0
Not applicable	0	2000	2000	724	2023	2023	2023	2044	2044	2044

629. A. Do you belong to more than one fraternal group?

[VAR: TYPFRAT]

<u>RESPONSE</u>	<u>PUNCH</u>	<u>YEAR</u>								
		<u>2006-1</u>	<u>2006-2</u>	<u>2006-3</u>	<u>2008-1</u>	<u>2008-2</u>	<u>2008-3</u>	<u>2010-1</u>	<u>2010-2</u>	<u>2010-3</u>
Yes	1	0	0	4	0	0	0	0	0	0
No	2	0	0	25	0	0	0	0	0	0
Don't know	8	0	0	0	0	0	0	0	0	0
No answer	9	0	0	0	0	0	0	0	0	0
Not applicable (Punch 2 in MEMFRAT)	0	2000	2000	1971	2023	2023	2023	2044	2044	2044

B. Do you belong to more than one service club?

[VAR: TYPSESV]

<u>RESPONSE</u>	<u>PUNCH</u>	<u>YEAR</u>								
		<u>2006-1</u>	<u>2006-2</u>	<u>2006-3</u>	<u>2008-1</u>	<u>2008-2</u>	<u>2008-3</u>	<u>2010-1</u>	<u>2010-2</u>	<u>2010-3</u>
Yes	1	0	0	5	0	0	0	0	0	0
No	2	0	0	26	0	0	0	0	0	0
Don't know	8	0	0	0	0	0	0	0	0	0
No answer	9	0	0	0	0	0	0	0	0	0
Not applicable (Punch 2 in MEMSERV)	0	2000	2000	1969	2023	2023	2023	2044	2044	2044

C. Do you belong to more than one veterans' club?

[VAR: TYPVET]

<u>RESPONSE</u>	<u>PUNCH</u>	<u>YEAR</u>								
		<u>2006-1</u>	<u>2006-2</u>	<u>2006-3</u>	<u>2008-1</u>	<u>2008-2</u>	<u>2008-3</u>	<u>2010-1</u>	<u>2010-2</u>	<u>2010-3</u>
Yes	1	0	0	6	0	0	0	0	0	0
No	2	0	0	11	0	0	0	0	0	0
Don't know	8	0	0	0	0	0	0	0	0	0
No answer	9	0	0	0	0	0	0	0	0	0
Not applicable (Punch 2 in MEMVET)	0	2000	2000	1983	2023	2023	2023	2044	2044	2044

D. Do you belong to more than one political club?

[VAR: TYPOLIT]

<u>RESPONSE</u>	<u>PUNCH</u>	<u>YEAR</u>								
		<u>2006-1</u>	<u>2006-2</u>	<u>2006-3</u>	<u>2008-1</u>	<u>2008-2</u>	<u>2008-3</u>	<u>2010-1</u>	<u>2010-2</u>	<u>2010-3</u>
Yes	1	0	0	1	0	0	0	0	0	0
No	2	0	0	14	0	0	0	0	0	0
Don't know	8	0	0	0	0	0	0	0	0	0
No answer	9	0	0	0	0	0	0	0	0	0
Not applicable (Punch 2 in MEMPOLIT)	0	2000	2000	1985	2023	2023	2023	2044	2044	2044

E. Do you belong to more than one labor union?

[VAR: TYPUNION]

<u>RESPONSE</u>	<u>PUNCH</u>	<u>YEAR</u>								
		<u>2006-1</u>	<u>2006-2</u>	<u>2006-3</u>	<u>2008-1</u>	<u>2008-2</u>	<u>2008-3</u>	<u>2010-1</u>	<u>2010-2</u>	<u>2010-3</u>
Yes	1	0	0	1	0	0	0	0	0	0
No	2	0	0	36	0	0	0	0	0	0
Don't know	8	0	0	0	0	0	0	0	0	0
No answer	9	0	0	0	0	0	0	0	0	0
Not applicable (Punch 2 in MEMUNION)	0	2000	2000	1963	2023	2023	2023	2044	2044	2044

F. Do you belong to more than one sport club?

[VAR: TYPSPORT]

<u>RESPONSE</u>	<u>PUNCH</u>	<u>YEAR</u>								
		<u>2006-1</u>	<u>2006-2</u>	<u>2006-3</u>	<u>2008-1</u>	<u>2008-2</u>	<u>2008-3</u>	<u>2010-1</u>	<u>2010-2</u>	<u>2010-3</u>
Yes	1	0	0	14	0	0	0	0	0	0
No	2	0	0	29	0	0	0	0	0	0
Don't know	8	0	0	0	0	0	0	0	0	0
No answer	9	0	0	0	0	0	0	0	0	0
Not applicable (Punch 2 in MEMSPORT)	0	2000	2000	1957	2023	2023	2023	2044	2044	2044

G. Do you belong to more than one youth group?

[VAR: TYPYOUTH]

<u>RESPONSE</u>	<u>PUNCH</u>	<u>YEAR</u>								
		<u>2006-1</u>	<u>2006-2</u>	<u>2006-3</u>	<u>2008-1</u>	<u>2008-2</u>	<u>2008-3</u>	<u>2010-1</u>	<u>2010-2</u>	<u>2010-3</u>
Yes	1	0	0	1	0	0	0	0	0	0
No	2	0	0	18	0	0	0	0	0	0
Don't know	8	0	0	0	0	0	0	0	0	0
No answer	9	0	0	0	0	0	0	0	0	0
Not applicable (Punch 2 in MEMYOUTH)	0	2000	2000	1981	2023	2023	2023	2044	2044	2044

H. Do you belong to more than one school service club?

[VAR: TYP SCHL]

<u>RESPONSE</u>	<u>PUNCH</u>	<u>YEAR</u>								
		<u>2006-1</u>	<u>2006-2</u>	<u>2006-3</u>	<u>2008-1</u>	<u>2008-2</u>	<u>2008-3</u>	<u>2010-1</u>	<u>2010-2</u>	<u>2010-3</u>
Yes	1	0	0	4	0	0	0	0	0	0
No	2	0	0	28	0	0	0	0	0	0
Don't know	8	0	0	0	0	0	0	0	0	0
No answer	9	0	0	0	0	0	0	0	0	0
Not applicable (Punch 2 in MEMSCHL)	0	2000	2000	1968	2023	2023	2023	2044	2044	2044

I. Do you belong to more than one hobby or garden club?

[VAR: TYPHOBBY]

<u>RESPONSE</u>	<u>PUNCH</u>	<u>YEAR</u>								
		<u>2006-1</u>	<u>2006-2</u>	<u>2006-3</u>	<u>2008-1</u>	<u>2008-2</u>	<u>2008-3</u>	<u>2010-1</u>	<u>2010-2</u>	<u>2010-3</u>
Yes	1	0	0	2	0	0	0	0	0	0
No	2	0	0	39	0	0	0	0	0	0
Don't know	8	0	0	0	0	0	0	0	0	0
No answer	9	0	0	0	0	0	0	0	0	0
Not applicable (Punch 2 in MEMHOBBY)	0	2000	2000	1959	2023	2023	2023	2044	2044	2044

J. Do you belong to more than one school fraternity or sorority?

[VAR: TYPGREEK]

<u>RESPONSE</u>	<u>PUNCH</u>	<u>YEAR</u>								
		<u>2006-1</u>	<u>2006-2</u>	<u>2006-3</u>	<u>2008-1</u>	<u>2008-2</u>	<u>2008-3</u>	<u>2010-1</u>	<u>2010-2</u>	<u>2010-3</u>
Yes	1	0	0	0	0	0	0	0	0	0
No	2	0	0	18	0	0	0	0	0	0
Don't know	8	0	0	0	0	0	0	0	0	0
No answer	9	0	0	0	0	0	0	0	0	0
Not applicable (Punch 2 in MEMGREEK)	0	2000	2000	1982	2023	2023	2023	2044	2044	2044

K. Do you belong to more than one nationality club?

[VAR: TYPNAT]

<u>RESPONSE</u>	<u>PUNCH</u>	<u>YEAR</u>								
		<u>2006-1</u>	<u>2006-2</u>	<u>2006-3</u>	<u>2008-1</u>	<u>2008-2</u>	<u>2008-3</u>	<u>2010-1</u>	<u>2010-2</u>	<u>2010-3</u>
Yes	1	0	0	2	0	0	0	0	0	0
No	2	0	0	7	0	0	0	0	0	0
Don't know	8	0	0	0	0	0	0	0	0	0
No answer	9	0	0	0	0	0	0	0	0	0
Not applicable (Punch 2 in MEMNAT)	0	2000	2000	1991	2023	2023	2023	2044	2044	2044

L. Do you belong to more than one farm organization?

[VAR: TYPFARM]

<u>RESPONSE</u>	<u>PUNCH</u>	<u>YEAR</u>								
		<u>2006-1</u>	<u>2006-2</u>	<u>2006-3</u>	<u>2008-1</u>	<u>2008-2</u>	<u>2008-3</u>	<u>2010-1</u>	<u>2010-2</u>	<u>2010-3</u>
Yes	1	0	0	1	0	0	0	0	0	0
No	2	0	0	9	0	0	0	0	0	0
Don't know	8	0	0	0	0	0	0	0	0	0
No answer	9	0	0	0	0	0	0	0	0	0
Not applicable (Punch 2 in MEMFARM)	0	2000	2000	1990	2023	2023	2023	2044	2044	2044

M. Do you belong to more than one literary, art, discussion, or study group?

[VAR: TYPLIT]

<u>RESPONSE</u>	<u>PUNCH</u>	<u>YEAR</u>								
		<u>2006-1</u>	<u>2006-2</u>	<u>2006-3</u>	<u>2008-1</u>	<u>2008-2</u>	<u>2008-3</u>	<u>2010-1</u>	<u>2010-2</u>	<u>2010-3</u>
Yes	1	0	0	5	0	0	0	0	0	0
No	2	0	0	27	0	0	0	0	0	0
Don't know	8	0	0	0	0	0	0	0	0	0
No answer	9	0	0	0	0	0	0	0	0	0
Not applicable (Punch 2 in MEMLIT)	0	2000	2000	1968	2023	2023	2023	2044	2044	2044

N. Do you belong to more than one professional or academic society?

[VAR: TYPPROF]

<u>RESPONSE</u>	<u>PUNCH</u>	<u>YEAR</u>								
		<u>2006-1</u>	<u>2006-2</u>	<u>2006-3</u>	<u>2008-1</u>	<u>2008-2</u>	<u>2008-3</u>	<u>2010-1</u>	<u>2010-2</u>	<u>2010-3</u>
Yes	1	0	0	19	0	0	0	0	0	0
No	2	0	0	42	0	0	0	0	0	0
Don't know	8	0	0	0	0	0	0	0	0	0
No answer	9	0	0	1	0	0	0	0	0	0
Not applicable (Punch 2 in MEMPROF)	0	2000	2000	1938	2023	2023	2023	2044	2044	2044

O. Do you belong to more than one church-affiliated group?

[VAR: TYPCHURH]

<u>RESPONSE</u>	<u>PUNCH</u>	<u>YEAR</u>								
		<u>2006-1</u>	<u>2006-2</u>	<u>2006-3</u>	<u>2008-1</u>	<u>2008-2</u>	<u>2008-3</u>	<u>2010-1</u>	<u>2010-2</u>	<u>2010-3</u>
Yes	1	0	0	13	0	0	0	0	0	0
No	2	0	0	88	0	0	0	0	0	0
Don't know	8	0	0	0	0	0	0	0	0	0
No answer	9	0	0	2	0	0	0	0	0	0
Not applicable (Punch 2 in MEMCHURH)	0	2000	2000	1897	2023	2023	2023	2044	2044	2044

P. Do you belong to more than one of any other club?

[VAR: TYPOTHER]

<u>RESPONSE</u>	<u>PUNCH</u>	<u>YEAR</u>								
		<u>2006-1</u>	<u>2006-2</u>	<u>2006-3</u>	<u>2008-1</u>	<u>2008-2</u>	<u>2008-3</u>	<u>2010-1</u>	<u>2010-2</u>	<u>2010-3</u>
Yes	1	0	0	1	0	0	0	0	0	0
No	2	0	0	23	0	0	0	0	0	0
Don't know	8	0	0	0	0	0	0	0	0	0
No answer	9	0	0	0	0	0	0	0	0	0
Not applicable (Punch 2 in MEMOTHER)	0	2000	2000	1976	2023	2023	2023	2044	2044	2044

Q. Do you belong to more than one informal group?

[VAR: TYPOTHER]

<u>RESPONSE</u>	<u>PUNCH</u>	<u>YEAR</u>								
		<u>2006-1</u>	<u>2006-2</u>	<u>2006-3</u>	<u>2008-1</u>	<u>2008-2</u>	<u>2008-3</u>	<u>2010-1</u>	<u>2010-2</u>	<u>2010-3</u>
Yes	1	0	0	32	0	0	0	0	0	0
No	2	0	0	88	0	0	0	0	0	0
Don't know	8	0	0	0	0	0	0	0	0	0
No answer	9	0	0	2	0	0	0	0	0	0
Not applicable (Punch 2 in MEMOTHER)	0	2000	2000	1878	2023	2023	2023	2044	2044	2044

630. A. How many fraternal groups do you belong to?

[VAR: NUMFRAT]

<u>RESPONSE</u>	<u>PUNCH</u>	<u>YEAR</u>								
		<u>2006-1</u>	<u>2006-2</u>	<u>2006-3</u>	<u>2008-1</u>	<u>2008-2</u>	<u>2008-3</u>	<u>2010-1</u>	<u>2010-2</u>	<u>2010-3</u>
1	1	0	0	0	0	0	0	0	0	0
2	2	0	0	4	0	0	0	0	0	0
3	3	0	0	0	0	0	0	0	0	0
4	4	0	0	0	0	0	0	0	0	0
5	5	0	0	0	0	0	0	0	0	0
6	6	0	0	0	0	0	0	0	0	0
7 or more	7	0	0	0	0	0	0	0	0	0
Don't know	8	0	0	0	0	0	0	0	0	0
No answer	9	0	0	0	0	0	0	0	0	0
Not applicable (Punch 2 in TYPFRAT)	-1	2000	2000	1996	2023	2023	2023	2044	2044	2044

B. How many service clubs do you belong to?

[VAR: NUMSERV]

<u>RESPONSE</u>	<u>PUNCH</u>	<u>YEAR</u>								
		<u>2006-1</u>	<u>2006-2</u>	<u>2006-3</u>	<u>2008-1</u>	<u>2008-2</u>	<u>2008-3</u>	<u>2010-1</u>	<u>2010-2</u>	<u>2010-3</u>
1	1	0	0	0	0	0	0	0	0	0
2	2	0	0	4	0	0	0	0	0	0
3	3	0	0	1	0	0	0	0	0	0
4	4	0	0	0	0	0	0	0	0	0
5	5	0	0	0	0	0	0	0	0	0
6	6	0	0	0	0	0	0	0	0	0
7 or more	7	0	0	0	0	0	0	0	0	0
Don't know	8	0	0	0	0	0	0	0	0	0
No answer	9	0	0	0	0	0	0	0	0	0
Not applicable (Punch 2 in TYPSEV)	-1	2000	2000	1995	2023	2023	2023	2044	2044	2044

C. How many veterans' groups do you belong to?

[VAR: NUMVET]

<u>RESPONSE</u>	<u>PUNCH</u>	<u>YEAR</u>								
		<u>2006-1</u>	<u>2006-2</u>	<u>2006-3</u>	<u>2008-1</u>	<u>2008-2</u>	<u>2008-3</u>	<u>2010-1</u>	<u>2010-2</u>	<u>2010-3</u>
1	1	0	0	0	0	0	0	0	0	0
2	2	0	0	3	0	0	0	0	0	0
3	3	0	0	3	0	0	0	0	0	0
4	4	0	0	0	0	0	0	0	0	0
5	5	0	0	0	0	0	0	0	0	0
6	6	0	0	0	0	0	0	0	0	0
7 or more	7	0	0	0	0	0	0	0	0	0
Don't know	8	0	0	0	0	0	0	0	0	0
No answer	9	0	0	0	0	0	0	0	0	0
Not applicable (Punch 2 in TYPVET)	-1	2000	2000	1994	2023	2023	2023	2044	2044	2044

D. How many political clubs do you belong to?

[VAR: NUMPOLIT]

<u>RESPONSE</u>	<u>PUNCH</u>	<u>YEAR</u>								
		<u>2006-1</u>	<u>2006-2</u>	<u>2006-3</u>	<u>2008-1</u>	<u>2008-2</u>	<u>2008-3</u>	<u>2010-1</u>	<u>2010-2</u>	<u>2010-3</u>
1	1	0	0	0	0	0	0	0	0	0
2	2	0	0	0	0	0	0	0	0	0
3	3	0	0	0	0	0	0	0	0	0
4	4	0	0	1	0	0	0	0	0	0
5	5	0	0	0	0	0	0	0	0	0
6	6	0	0	0	0	0	0	0	0	0
7 or more	7	0	0	0	0	0	0	0	0	0
Don't know	8	0	0	0	0	0	0	0	0	0
No answer	9	0	0	0	0	0	0	0	0	0
Not applicable (Punch 2 in TYPOLIT)	-1	2000	2000	1999	2023	2023	2023	2044	2044	2044

E. How many labor unions do you belong to?

[VAR: NUMUNION]

<u>RESPONSE</u>	<u>PUNCH</u>	<u>YEAR</u>								
		<u>2006-1</u>	<u>2006-2</u>	<u>2006-3</u>	<u>2008-1</u>	<u>2008-2</u>	<u>2008-3</u>	<u>2010-1</u>	<u>2010-2</u>	<u>2010-3</u>
1	1	0	0	0	0	0	0	0	0	0
2	2	0	0	0	0	0	0	0	0	0
3	3	0	0	1	0	0	0	0	0	0
4	4	0	0	0	0	0	0	0	0	0
5	5	0	0	0	0	0	0	0	0	0
6	6	0	0	0	0	0	0	0	0	0
7 or more	7	0	0	0	0	0	0	0	0	0
Don't know	8	0	0	0	0	0	0	0	0	0
No answer	9	0	0	0	0	0	0	0	0	0
Not applicable (Punch 2 in TYPUNION)	-1	2000	2000	1999	2023	2023	2023	2044	2044	2044

F. How many sports groups do you belong to?

[VAR: NUMSPORT]

<u>RESPONSE</u>	<u>PUNCH</u>	<u>YEAR</u>								
		<u>2006-1</u>	<u>2006-2</u>	<u>2006-3</u>	<u>2008-1</u>	<u>2008-2</u>	<u>2008-3</u>	<u>2010-1</u>	<u>2010-2</u>	<u>2010-3</u>
1	1	0	0	0	0	0	0	0	0	0
2	2	0	0	8	0	0	0	0	0	0
3	3	0	0	5	0	0	0	0	0	0
4	4	0	0	1	0	0	0	0	0	0
5	5	0	0	0	0	0	0	0	0	0
6	6	0	0	0	0	0	0	0	0	0
7 or more	7	0	0	0	0	0	0	0	0	0
Don't know	8	0	0	0	0	0	0	0	0	0
No answer	9	0	0	0	0	0	0	0	0	0
Not applicable (Punch 2 in TYPSPORT)	-1	2000	2000	1986	2023	2023	2023	2044	2044	2044

G. How many youth groups do you belong to?

[VAR: NUMYOUTH]

<u>RESPONSE</u>	<u>PUNCH</u>	<u>YEAR</u>								
		<u>2006-1</u>	<u>2006-2</u>	<u>2006-3</u>	<u>2008-1</u>	<u>2008-2</u>	<u>2008-3</u>	<u>2010-1</u>	<u>2010-2</u>	<u>2010-3</u>
1	1	0	0	0	0	0	0	0	0	0
2	2	0	0	1	0	0	0	0	0	0
3	3	0	0	0	0	0	0	0	0	0
4	4	0	0	0	0	0	0	0	0	0
5	5	0	0	0	0	0	0	0	0	0
6	6	0	0	0	0	0	0	0	0	0
7 or more	7	0	0	0	0	0	0	0	0	0
Don't know	8	0	0	0	0	0	0	0	0	0
No answer	9	0	0	0	0	0	0	0	0	0
Not applicable (Punch 2 in TYPYOUTH)	-1	2000	2000	1999	2023	2023	2023	2044	2044	2044

H. How many school service groups do you belong to?

[VAR: NUMSCHL]

<u>RESPONSE</u>	<u>PUNCH</u>	<u>YEAR</u>								
		<u>2006-1</u>	<u>2006-2</u>	<u>2006-3</u>	<u>2008-1</u>	<u>2008-2</u>	<u>2008-3</u>	<u>2010-1</u>	<u>2010-2</u>	<u>2010-3</u>
1	1	0	0	0	0	0	0	0	0	0
2	2	0	0	4	0	0	0	0	0	0
3	3	0	0	0	0	0	0	0	0	0
4	4	0	0	0	0	0	0	0	0	0
5	5	0	0	0	0	0	0	0	0	0
6	6	0	0	0	0	0	0	0	0	0
7 or more	7	0	0	0	0	0	0	0	0	0
Don't know	8	0	0	0	0	0	0	0	0	0
No answer	9	0	0	0	0	0	0	0	0	0
Not applicable (Punch 2 in TYP SCHL)	-1	2000	2000	1996	2023	2023	2023	2044	2044	2044

I. How many hobby or garden clubs do you belong to?

[VAR: NUMHOBBY]

<u>RESPONSE</u>	<u>PUNCH</u>	<u>YEAR</u>								
		<u>2006-1</u>	<u>2006-2</u>	<u>2006-3</u>	<u>2008-1</u>	<u>2008-2</u>	<u>2008-3</u>	<u>2010-1</u>	<u>2010-2</u>	<u>2010-3</u>
1	1	0	0	0	0	0	0	0	0	0
2	2	0	0	2	0	0	0	0	0	0
3	3	0	0	0	0	0	0	0	0	0
4	4	0	0	0	0	0	0	0	0	0
5	5	0	0	0	0	0	0	0	0	0
6	6	0	0	0	0	0	0	0	0	0
7 or more	7	0	0	0	0	0	0	0	0	0
Don't know	8	0	0	0	0	0	0	0	0	0
No answer	9	0	0	0	0	0	0	0	0	0
Not applicable (Punch 2 in TYPHOBBY)	-1	2000	2000	1998	2023	2023	2023	2044	2044	2044

J. How many nationality groups do you belong to?

[VAR: NUMNAT]

<u>RESPONSE</u>	<u>PUNCH</u>	<u>YEAR</u>								
		<u>2006-1</u>	<u>2006-2</u>	<u>2006-3</u>	<u>2008-1</u>	<u>2008-2</u>	<u>2008-3</u>	<u>2010-1</u>	<u>2010-2</u>	<u>2010-3</u>
1	1	0	0	0	0	0	0	0	0	0
2	2	0	0	1	0	0	0	0	0	0
3	3	0	0	1	0	0	0	0	0	0
4	4	0	0	0	0	0	0	0	0	0
5	5	0	0	0	0	0	0	0	0	0
6	6	0	0	0	0	0	0	0	0	0
7 or more	7	0	0	0	0	0	0	0	0	0
Don't know	8	0	0	0	0	0	0	0	0	0
No answer	9	0	0	0	0	0	0	0	0	0
Not applicable (Punch 2 in TYPNAT)	-1	2000	2000	1998	2023	2023	2023	2044	2044	2044

K. How many farm organizations do you belong to?

[VAR: NUMFARM]

<u>RESPONSE</u>	<u>PUNCH</u>	<u>YEAR</u>								
		<u>2006-1</u>	<u>2006-2</u>	<u>2006-3</u>	<u>2008-1</u>	<u>2008-2</u>	<u>2008-3</u>	<u>2010-1</u>	<u>2010-2</u>	<u>2010-3</u>
1	1	0	0	0	0	0	0	0	0	0
2	2	0	0	1	0	0	0	0	0	0
3	3	0	0	0	0	0	0	0	0	0
4	4	0	0	0	0	0	0	0	0	0
5	5	0	0	0	0	0	0	0	0	0
6	6	0	0	0	0	0	0	0	0	0
7 or more	7	0	0	0	0	0	0	0	0	0
Don't know	8	0	0	0	0	0	0	0	0	0
No answer	9	0	0	0	0	0	0	0	0	0
Not applicable (Punch 2 in TYPFARM)	-1	2000	2000	1999	2023	2023	2023	2044	2044	2044

L. How many literary, art, discussion, or study groups do you belong to?

[VAR: NUMLIT]

<u>RESPONSE</u>	<u>PUNCH</u>	<u>YEAR</u>								
		<u>2006-1</u>	<u>2006-2</u>	<u>2006-3</u>	<u>2008-1</u>	<u>2008-2</u>	<u>2008-3</u>	<u>2010-1</u>	<u>2010-2</u>	<u>2010-3</u>
1	1	0	0	0	0	0	0	0	0	0
2	2	0	0	4	0	0	0	0	0	0
3	3	0	0	1	0	0	0	0	0	0
4	4	0	0	0	0	0	0	0	0	0
5	5	0	0	0	0	0	0	0	0	0
6	6	0	0	0	0	0	0	0	0	0
7 or more	7	0	0	0	0	0	0	0	0	0
Don't know	8	0	0	0	0	0	0	0	0	0
No answer	9	0	0	0	0	0	0	0	0	0
Not applicable (Punch 2 in TYPLIT)	-1	2000	2000	1995	2023	2023	2023	2044	2044	2044

M. How many professional or academic societies do you belong to?

[VAR: NUMPROF]

<u>RESPONSE</u>	<u>PUNCH</u>	<u>YEAR</u>								
		<u>2006-1</u>	<u>2006-2</u>	<u>2006-3</u>	<u>2008-1</u>	<u>2008-2</u>	<u>2008-3</u>	<u>2010-1</u>	<u>2010-2</u>	<u>2010-3</u>
1	1	0	0	0	0	0	0	0	0	0
2	2	0	0	10	0	0	0	0	0	0
3	3	0	0	5	0	0	0	0	0	0
4	4	0	0	4	0	0	0	0	0	0
5	5	0	0	0	0	0	0	0	0	0
6	6	0	0	0	0	0	0	0	0	0
7 or more	7	0	0	0	0	0	0	0	0	0
Don't know	8	0	0	0	0	0	0	0	0	0
No answer	9	0	0	0	0	0	0	0	0	0
Not applicable (Punch 2 in TYPPROF)	-1	2000	2000	1981	2023	2023	2023	2044	2044	2044

N. How many church-affiliated groups do you belong to?

[VAR: NUMCHURH]

<u>RESPONSE</u>	<u>PUNCH</u>	<u>YEAR</u>								
		<u>2006-1</u>	<u>2006-2</u>	<u>2006-3</u>	<u>2008-1</u>	<u>2008-2</u>	<u>2008-3</u>	<u>2010-1</u>	<u>2010-2</u>	<u>2010-3</u>
1	1	0	0	0	0	0	0	0	0	0
2	2	0	0	10	0	0	0	0	0	0
3	3	0	0	2	0	0	0	0	0	0
4	4	0	0	1	0	0	0	0	0	0
5	5	0	0	0	0	0	0	0	0	0
6	6	0	0	0	0	0	0	0	0	0
7 or more	7	0	0	0	0	0	0	0	0	0
Don't know	8	0	0	0	0	0	0	0	0	0
No answer	9	0	0	0	0	0	0	0	0	0
Not applicable (Punch 2 in TYPCHURH)	-1	2000	2000	1987	2023	2023	2023	2044	2044	2044

O. How many of any other groups do you belong to?

[VAR: NUMOTHER]

<u>RESPONSE</u>	<u>PUNCH</u>	<u>YEAR</u>								
		<u>2006-1</u>	<u>2006-2</u>	<u>2006-3</u>	<u>2008-1</u>	<u>2008-2</u>	<u>2008-3</u>	<u>2010-1</u>	<u>2010-2</u>	<u>2010-3</u>
1	1	0	0	0	0	0	0	0	0	0
2	2	0	0	1	0	0	0	0	0	0
3	3	0	0	1	0	0	0	0	0	0
4	4	0	0	0	0	0	0	0	0	0
5	5	0	0	0	0	0	0	0	0	0
6	6	0	0	0	0	0	0	0	0	0
7 or more	7	0	0	0	0	0	0	0	0	0
Don't know	8	0	0	0	0	0	0	0	0	0
No answer	9	0	0	0	0	0	0	0	0	0
Not applicable (Punch 2 in TYPOTHER)	-1	2000	2000	1998	2023	2023	2023	2044	2044	2044

631. A. How many years have you been a member of...?

1. First fraternal group

[VAR: YRFRAT1]

<u>RESPONSE</u>	<u>PUNCH</u>	<u>YEAR</u>								
		<u>2006-1</u>	<u>2006-2</u>	<u>2006-3</u>	<u>2008-1</u>	<u>2008-2</u>	<u>2008-3</u>	<u>2010-1</u>	<u>2010-2</u>	<u>2010-3</u>
0-9	0-9	0	0	9	0	0	0	0	0	0
10-19	10-19	0	0	6	0	0	0	0	0	0
20-29	20-29	0	0	6	0	0	0	0	0	0
30-39	30-39	0	0	3	0	0	0	0	0	0
40-49	40-49	0	0	0	0	0	0	0	0	0
50-59	50-59	0	0	2	0	0	0	0	0	0
60-69	60-69	0	0	0	0	0	0	0	0	0
70-79	70-79	0	0	0	0	0	0	0	0	0
80-89	80-89	0	0	0	0	0	0	0	0	0
Don't know	98	0	0	2	0	0	0	0	0	0
No answer	99	0	0	1	0	0	0	0	0	0
Not applicable	-1	2000	2000	1971	2023	2023	2023	2044	2044	2044

REMARKS: The numbers above have been collapsed for display purposes only.

2. Second fraternal group

[VAR: YRFRAT2]

<u>RESPONSE</u>	<u>PUNCH</u>	<u>YEAR</u>								
		<u>2006-1</u>	<u>2006-2</u>	<u>2006-3</u>	<u>2008-1</u>	<u>2008-2</u>	<u>2008-3</u>	<u>2010-1</u>	<u>2010-2</u>	<u>2010-3</u>
0-9	0-9	0	0	2	0	0	0	0	0	0
10-19	10-19	0	0	1	0	0	0	0	0	0
20-29	20-29	0	0	0	0	0	0	0	0	0
30-39	30-39	0	0	0	0	0	0	0	0	0
40-49	40-49	0	0	0	0	0	0	0	0	0
50-59	50-59	0	0	1	0	0	0	0	0	0
60-69	60-69	0	0	0	0	0	0	0	0	0
70-79	70-79	0	0	0	0	0	0	0	0	0
80-89	80-89	0	0	0	0	0	0	0	0	0
Don't know	98	0	0	0	0	0	0	0	0	0
No answer	99	0	0	0	0	0	0	0	0	0
Not applicable	-1	2000	2000	1996	2023	2023	2023	2044	2044	2044

REMARKS: The numbers above have been collapsed for display purposes only.

B. How many years have you been a member of...?

1. First service club

[VAR: YRSERV1]

<u>RESPONSE</u>	<u>PUNCH</u>	<u>YEAR</u>								
		<u>2006-1</u>	<u>2006-2</u>	<u>2006-3</u>	<u>2008-1</u>	<u>2008-2</u>	<u>2008-3</u>	<u>2010-1</u>	<u>2010-2</u>	<u>2010-3</u>
0-9	0-9	0	0	17	0	0	0	0	0	0
10-19	10-19	0	0	6	0	0	0	0	0	0
20-29	20-29	0	0	3	0	0	0	0	0	0
30-39	30-39	0	0	3	0	0	0	0	0	0
40-49	40-49	0	0	0	0	0	0	0	0	0
50-59	50-59	0	0	1	0	0	0	0	0	0
60-69	60-69	0	0	0	0	0	0	0	0	0
70-79	70-79	0	0	1	0	0	0	0	0	0
80-89	80-89	0	0	0	0	0	0	0	0	0
Don't know	98	0	0	0	0	0	0	0	0	0
No answer	99	0	0	0	0	0	0	0	0	0
Not applicable	-1	2000	2000	1969	2023	2023	2023	2044	2044	2044

REMARKS: The numbers above have been collapsed for display purposes only.

2. Second service club

[VAR: YRSERV2]

<u>RESPONSE</u>	<u>PUNCH</u>	<u>YEAR</u>								
		<u>2006-1</u>	<u>2006-2</u>	<u>2006-3</u>	<u>2008-1</u>	<u>2008-2</u>	<u>2008-3</u>	<u>2010-1</u>	<u>2010-2</u>	<u>2010-3</u>
0-9	0-9	0	0	3	0	0	0	0	0	0
10-19	10-19	0	0	1	0	0	0	0	0	0
20-29	20-29	0	0	0	0	0	0	0	0	0
30-39	30-39	0	0	0	0	0	0	0	0	0
40-49	40-49	0	0	0	0	0	0	0	0	0
50-59	50-59	0	0	1	0	0	0	0	0	0
60-69	60-69	0	0	0	0	0	0	0	0	0
70-79	70-79	0	0	0	0	0	0	0	0	0
80-89	80-89	0	0	0	0	0	0	0	0	0
Don't know	98	0	0	0	0	0	0	0	0	0
No answer	99	0	0	0	0	0	0	0	0	0
Not applicable	-1	2000	2000	1995	2023	2023	2023	2044	2044	2044

REMARKS: The numbers above have been collapsed for display purposes only.

3. Third service club

[VAR: YRSERV3]

<u>RESPONSE</u>	<u>PUNCH</u>	<u>YEAR</u>									
		<u>2006-1</u>	<u>2006-2</u>	<u>2006-3</u>	<u>2008-1</u>	<u>2008-2</u>	<u>2008-3</u>	<u>2010-1</u>	<u>2010-2</u>	<u>2010-3</u>	
0-9	0-9	0	0	1	0	0	0	0	0	0	0
10-19	10-19	0	0	0	0	0	0	0	0	0	0
20-29	20-29	0	0	0	0	0	0	0	0	0	0
30-39	30-39	0	0	0	0	0	0	0	0	0	0
40-49	40-49	0	0	0	0	0	0	0	0	0	0
50-59	50-59	0	0	0	0	0	0	0	0	0	0
60-69	60-69	0	0	0	0	0	0	0	0	0	0
70-79	70-79	0	0	0	0	0	0	0	0	0	0
80-89	80-89	0	0	0	0	0	0	0	0	0	0
Don't know	98	0	0	0	0	0	0	0	0	0	0
No answer	99	0	0	0	0	0	0	0	0	0	0
Not applicable	-1	2000	2000	1999	2023	2023	2023	2044	2044	2044	

REMARKS: The numbers above have been collapsed for display purposes only.

C. How many years have you been a member of...?

1. First veterans' group

[VAR: YRVET1]

<u>RESPONSE</u>	<u>PUNCH</u>	<u>YEAR</u>									
		<u>2006-1</u>	<u>2006-2</u>	<u>2006-3</u>	<u>2008-1</u>	<u>2008-2</u>	<u>2008-3</u>	<u>2010-1</u>	<u>2010-2</u>	<u>2010-3</u>	
0-9	0-9	0	0	7	0	0	0	0	0	0	0
10-19	10-19	0	0	3	0	0	0	0	0	0	0
20-29	20-29	0	0	2	0	0	0	0	0	0	0
30-39	30-39	0	0	2	0	0	0	0	0	0	0
40-49	40-49	0	0	0	0	0	0	0	0	0	0
50-59	50-59	0	0	1	0	0	0	0	0	0	0
60-69	60-69	0	0	2	0	0	0	0	0	0	0
70-79	70-79	0	0	0	0	0	0	0	0	0	0
80-89	80-89	0	0	0	0	0	0	0	0	0	0
Don't know	98	0	0	0	0	0	0	0	0	0	0
No answer	99	0	0	0	0	0	0	0	0	0	0
Not applicable	-1	2000	2000	1983	2023	2023	2023	2044	2044	2044	

REMARKS: The numbers above have been collapsed for display purposes only.

2. Second veterans' group

[VAR: YRVET2]

<u>RESPONSE</u>	<u>PUNCH</u>	<u>YEAR</u>								
		<u>2006-1</u>	<u>2006-2</u>	<u>2006-3</u>	<u>2008-1</u>	<u>2008-2</u>	<u>2008-3</u>	<u>2010-1</u>	<u>2010-2</u>	<u>2010-3</u>
0-9	0-9	0	0	3	0	0	0	0	0	0
10-19	10-19	0	0	1	0	0	0	0	0	0
20-29	20-29	0	0	1	0	0	0	0	0	0
30-39	30-39	0	0	0	0	0	0	0	0	0
40-49	40-49	0	0	0	0	0	0	0	0	0
50-59	50-59	0	0	1	0	0	0	0	0	0
60-69	60-69	0	0	0	0	0	0	0	0	0
70-79	70-79	0	0	0	0	0	0	0	0	0
80-89	80-89	0	0	0	0	0	0	0	0	0
Don't know	98	0	0	0	0	0	0	0	0	0
No answer	99	0	0	0	0	0	0	0	0	0
Not applicable	-1	2000	2000	1994	2023	2023	2023	2044	2044	2044

REMARKS: The numbers above have been collapsed for display purposes only.

3. Third veterans' group

[VAR: YRVET3]

<u>RESPONSE</u>	<u>PUNCH</u>	<u>YEAR</u>								
		<u>2006-1</u>	<u>2006-2</u>	<u>2006-3</u>	<u>2008-1</u>	<u>2008-2</u>	<u>2008-3</u>	<u>2010-1</u>	<u>2010-2</u>	<u>2010-3</u>
0-9	0-9	0	0	2	0	0	0	0	0	0
10-19	10-19	0	0	0	0	0	0	0	0	0
20-29	20-29	0	0	0	0	0	0	0	0	0
30-39	30-39	0	0	1	0	0	0	0	0	0
40-49	40-49	0	0	0	0	0	0	0	0	0
50-59	50-59	0	0	0	0	0	0	0	0	0
60-69	60-69	0	0	0	0	0	0	0	0	0
70-79	70-79	0	0	0	0	0	0	0	0	0
80-89	80-89	0	0	0	0	0	0	0	0	0
Don't know	98	0	0	0	0	0	0	0	0	0
No answer	99	0	0	0	0	0	0	0	0	0
Not applicable	-1	2000	2000	1997	2023	2023	2023	2044	2044	2044

REMARKS: The numbers above have been collapsed for display purposes only.

D. How many years have you been a member of...?

1. First political club

[VAR: YRPOLIT1]

<u>RESPONSE</u>	<u>PUNCH</u>	<u>YEAR</u>								
		<u>2006-1</u>	<u>2006-2</u>	<u>2006-3</u>	<u>2008-1</u>	<u>2008-2</u>	<u>2008-3</u>	<u>2010-1</u>	<u>2010-2</u>	<u>2010-3</u>
0-9	0-9	0	0	6	0	0	0	0	0	0
10-19	10-19	0	0	3	0	0	0	0	0	0
20-29	20-29	0	0	2	0	0	0	0	0	0
30-39	30-39	0	0	0	0	0	0	0	0	0
40-49	40-49	0	0	1	0	0	0	0	0	0
50-59	50-59	0	0	1	0	0	0	0	0	0
60-69	60-69	0	0	1	0	0	0	0	0	0
70-79	70-79	0	0	0	0	0	0	0	0	0
80-89	80-89	0	0	0	0	0	0	0	0	0
Don't know	98	0	0	1	0	0	0	0	0	0
No answer	99	0	0	0	0	0	0	0	0	0
Not applicable	-1	2000	2000	1985	2023	2023	2023	2044	2044	2044

REMARKS: The numbers above have been collapsed for display purposes only.

2. Second political club

[VAR: YRPOLIT2]

<u>RESPONSE</u>	<u>PUNCH</u>	<u>YEAR</u>								
		<u>2006-1</u>	<u>2006-2</u>	<u>2006-3</u>	<u>2008-1</u>	<u>2008-2</u>	<u>2008-3</u>	<u>2010-1</u>	<u>2010-2</u>	<u>2010-3</u>
0-9	0-9	0	0	1	0	0	0	0	0	0
10-19	10-19	0	0	0	0	0	0	0	0	0
20-29	20-29	0	0	0	0	0	0	0	0	0
30-39	30-39	0	0	0	0	0	0	0	0	0
40-49	40-49	0	0	0	0	0	0	0	0	0
50-59	50-59	0	0	0	0	0	0	0	0	0
60-69	60-69	0	0	0	0	0	0	0	0	0
70-79	70-79	0	0	0	0	0	0	0	0	0
80-89	80-89	0	0	0	0	0	0	0	0	0
Don't know	98	0	0	0	0	0	0	0	0	0
No answer	99	0	0	0	0	0	0	0	0	0
Not applicable	-1	2000	2000	1999	2023	2023	2023	2044	2044	2044

REMARKS: The numbers above have been collapsed for display purposes only.

3. Third political club

[VAR: YRPOLIT3]

<u>RESPONSE</u>	<u>PUNCH</u>	<u>YEAR</u>									
		<u>2006-1</u>	<u>2006-2</u>	<u>2006-3</u>	<u>2008-1</u>	<u>2008-2</u>	<u>2008-3</u>	<u>2010-1</u>	<u>2010-2</u>	<u>2010-3</u>	
0-9	0-9	0	0	1	0	0	0	0	0	0	0
10-19	10-19	0	0	0	0	0	0	0	0	0	0
20-29	20-29	0	0	0	0	0	0	0	0	0	0
30-39	30-39	0	0	0	0	0	0	0	0	0	0
40-49	40-49	0	0	0	0	0	0	0	0	0	0
50-59	50-59	0	0	0	0	0	0	0	0	0	0
60-69	60-69	0	0	0	0	0	0	0	0	0	0
70-79	70-79	0	0	0	0	0	0	0	0	0	0
80-89	80-89	0	0	0	0	0	0	0	0	0	0
Don't know	98	0	0	0	0	0	0	0	0	0	0
No answer	99	0	0	0	0	0	0	0	0	0	0
Not applicable	-1	2000	2000	1999	2023	2023	2023	2044	2044	2044	

REMARKS: The numbers above have been collapsed for display purposes only.

E. How many years have you been a member of...?

1. First labor union

[VAR: YRUNION1]

<u>RESPONSE</u>	<u>PUNCH</u>	<u>YEAR</u>									
		<u>2006-1</u>	<u>2006-2</u>	<u>2006-3</u>	<u>2008-1</u>	<u>2008-2</u>	<u>2008-3</u>	<u>2010-1</u>	<u>2010-2</u>	<u>2010-3</u>	
0-9	0-9	0	0	12	0	0	0	0	0	0	0
10-19	10-19	0	0	12	0	0	0	0	0	0	0
20-29	20-29	0	0	4	0	0	0	0	0	0	0
30-39	30-39	0	0	5	0	0	0	0	0	0	0
40-49	40-49	0	0	1	0	0	0	0	0	0	0
50-59	50-59	0	0	2	0	0	0	0	0	0	0
60-69	60-69	0	0	0	0	0	0	0	0	0	0
70-79	70-79	0	0	0	0	0	0	0	0	0	0
80-89	80-89	0	0	0	0	0	0	0	0	0	0
Don't know	98	0	0	0	0	0	0	0	0	0	0
No answer	99	0	0	1	0	0	0	0	0	0	0
Not applicable	-1	2000	2000	1963	2023	2023	2023	2044	2044	2044	

REMARKS: The numbers above have been collapsed for display purposes only.

2. Second labor union

[VAR: YRUNION2]

<u>RESPONSE</u>	<u>PUNCH</u>	<u>YEAR</u>								
		<u>2006-1</u>	<u>2006-2</u>	<u>2006-3</u>	<u>2008-1</u>	<u>2008-2</u>	<u>2008-3</u>	<u>2010-1</u>	<u>2010-2</u>	<u>2010-3</u>
0-9	0-9	0	0	0	0	0	0	0	0	0
10-19	10-19	0	0	0	0	0	0	0	0	0
20-29	20-29	0	0	1	0	0	0	0	0	0
30-39	30-39	0	0	0	0	0	0	0	0	0
40-49	40-49	0	0	0	0	0	0	0	0	0
50-59	50-59	0	0	0	0	0	0	0	0	0
60-69	60-69	0	0	0	0	0	0	0	0	0
70-79	70-79	0	0	0	0	0	0	0	0	0
80-89	80-89	0	0	0	0	0	0	0	0	0
Don't know	98	0	0	0	0	0	0	0	0	0
No answer	99	0	0	0	0	0	0	0	0	0
Not applicable	-1	2000	2000	1999	2023	2023	2023	2044	2044	2044

REMARKS: The numbers above have been collapsed for display purposes only.

3. Third labor union

[VAR: YRUNION3]

<u>RESPONSE</u>	<u>PUNCH</u>	<u>YEAR</u>								
		<u>2006-1</u>	<u>2006-2</u>	<u>2006-3</u>	<u>2008-1</u>	<u>2008-2</u>	<u>2008-3</u>	<u>2010-1</u>	<u>2010-2</u>	<u>2010-3</u>
0-9	0-9	0	0	0	0	0	0	0	0	0
10-19	10-19	0	0	0	0	0	0	0	0	0
20-29	20-29	0	0	1	0	0	0	0	0	0
30-39	30-39	0	0	0	0	0	0	0	0	0
40-49	40-49	0	0	0	0	0	0	0	0	0
50-59	50-59	0	0	0	0	0	0	0	0	0
60-69	60-69	0	0	0	0	0	0	0	0	0
70-79	70-79	0	0	0	0	0	0	0	0	0
80-89	80-89	0	0	0	0	0	0	0	0	0
Don't know	98	0	0	0	0	0	0	0	0	0
No answer	99	0	0	0	0	0	0	0	0	0
Not applicable	-1	2000	2000	1999	2023	2023	2023	2044	2044	2044

REMARKS: The numbers above have been collapsed for display purposes only.

F. How many years have you been a member of...?

1. First sports group

[VAR: YRSPORT1]

<u>RESPONSE</u>	<u>PUNCH</u>	<u>YEAR</u>								
		<u>2006-1</u>	<u>2006-2</u>	<u>2006-3</u>	<u>2008-1</u>	<u>2008-2</u>	<u>2008-3</u>	<u>2010-1</u>	<u>2010-2</u>	<u>2010-3</u>
0-9	0-9	0	0	32	0	0	0	0	0	0
10-19	10-19	0	0	5	0	0	0	0	0	0
20-29	20-29	0	0	3	0	0	0	0	0	0
30-39	30-39	0	0	2	0	0	0	0	0	0
40-49	40-49	0	0	1	0	0	0	0	0	0
50-59	50-59	0	0	0	0	0	0	0	0	0
60-69	60-69	0	0	0	0	0	0	0	0	0
70-79	70-79	0	0	0	0	0	0	0	0	0
80-89	80-89	0	0	0	0	0	0	0	0	0
Don't know	98	0	0	0	0	0	0	0	0	0
No answer	99	0	0	0	0	0	0	0	0	0
Not applicable	-1	2000	2000	1957	2023	2023	2023	2044	2044	2044

REMARKS: The numbers above have been collapsed for display purposes only.

2. Second sports group

[VAR: YRSPORT2]

<u>RESPONSE</u>	<u>PUNCH</u>	<u>YEAR</u>								
		<u>2006-1</u>	<u>2006-2</u>	<u>2006-3</u>	<u>2008-1</u>	<u>2008-2</u>	<u>2008-3</u>	<u>2010-1</u>	<u>2010-2</u>	<u>2010-3</u>
0-9	0-9	0	0	11	0	0	0	0	0	0
10-19	10-19	0	0	2	0	0	0	0	0	0
20-29	20-29	0	0	1	0	0	0	0	0	0
30-39	30-39	0	0	0	0	0	0	0	0	0
40-49	40-49	0	0	0	0	0	0	0	0	0
50-59	50-59	0	0	0	0	0	0	0	0	0
60-69	60-69	0	0	0	0	0	0	0	0	0
70-79	70-79	0	0	0	0	0	0	0	0	0
80-89	80-89	0	0	0	0	0	0	0	0	0
Don't know	98	0	0	0	0	0	0	0	0	0
No answer	99	0	0	0	0	0	0	0	0	0
Not applicable	-1	2000	2000	1986	2023	2023	2023	2044	2044	2044

REMARKS: The numbers above have been collapsed for display purposes only.

3. Third sports group

[VAR: YRSPORT3]

<u>RESPONSE</u>	<u>PUNCH</u>	<u>YEAR</u>								
		<u>2006-1</u>	<u>2006-2</u>	<u>2006-3</u>	<u>2008-1</u>	<u>2008-2</u>	<u>2008-3</u>	<u>2010-1</u>	<u>2010-2</u>	<u>2010-3</u>
0-9	0-9	0	0	4	0	0	0	0	0	0
10-19	10-19	0	0	1	0	0	0	0	0	0
20-29	20-29	0	0	1	0	0	0	0	0	0
30-39	30-39	0	0	0	0	0	0	0	0	0
40-49	40-49	0	0	0	0	0	0	0	0	0
50-59	50-59	0	0	0	0	0	0	0	0	0
60-69	60-69	0	0	0	0	0	0	0	0	0
70-79	70-79	0	0	0	0	0	0	0	0	0
80-89	80-89	0	0	0	0	0	0	0	0	0
Don't know	98	0	0	0	0	0	0	0	0	0
No answer	99	0	0	0	0	0	0	0	0	0
Not applicable	-1	2000	2000	1994	2023	2023	2023	2044	2044	2044

REMARKS: The numbers above have been collapsed for display purposes only.

4. Fourth sports group

[VAR: YRSPORT4]

<u>RESPONSE</u>	<u>PUNCH</u>	<u>YEAR</u>								
		<u>2006-1</u>	<u>2006-2</u>	<u>2006-3</u>	<u>2008-1</u>	<u>2008-2</u>	<u>2008-3</u>	<u>2010-1</u>	<u>2010-2</u>	<u>2010-3</u>
0-9	0-9	0	0	1	0	0	0	0	0	0
10-19	10-19	0	0	0	0	0	0	0	0	0
20-29	20-29	0	0	0	0	0	0	0	0	0
30-39	30-39	0	0	0	0	0	0	0	0	0
40-49	40-49	0	0	0	0	0	0	0	0	0
50-59	50-59	0	0	0	0	0	0	0	0	0
60-69	60-69	0	0	0	0	0	0	0	0	0
70-79	70-79	0	0	0	0	0	0	0	0	0
80-89	80-89	0	0	0	0	0	0	0	0	0
Don't know	98	0	0	0	0	0	0	0	0	0
No answer	99	0	0	0	0	0	0	0	0	0
Not applicable	-1	2000	2000	1999	2023	2023	2023	2044	2044	2044

REMARKS: The numbers above have been collapsed for display purposes only.

G. How many years have you been a member of...?

1. First youth group

[VAR: YRYOUTH1]

<u>RESPONSE</u>	<u>PUNCH</u>	<u>YEAR</u>								
		<u>2006-1</u>	<u>2006-2</u>	<u>2006-3</u>	<u>2008-1</u>	<u>2008-2</u>	<u>2008-3</u>	<u>2010-1</u>	<u>2010-2</u>	<u>2010-3</u>
0-9	0-9	0	0	14	0	0	0	0	0	0
10-19	10-19	0	0	4	0	0	0	0	0	0
20-29	20-29	0	0	1	0	0	0	0	0	0
30-39	30-39	0	0	0	0	0	0	0	0	0
40-49	40-49	0	0	0	0	0	0	0	0	0
50-59	50-59	0	0	0	0	0	0	0	0	0
60-69	60-69	0	0	0	0	0	0	0	0	0
70-79	70-79	0	0	0	0	0	0	0	0	0
80-89	80-89	0	0	0	0	0	0	0	0	0
Don't know	98	0	0	0	0	0	0	0	0	0
No answer	99	0	0	0	0	0	0	0	0	0
Not applicable	-1	2000	2000	1981	2023	2023	2023	2044	2044	2044

REMARKS: The numbers above have been collapsed for display purposes only.

2. Second youth group

[VAR: YRYOUTH2]

<u>RESPONSE</u>	<u>PUNCH</u>	<u>YEAR</u>								
		<u>2006-1</u>	<u>2006-2</u>	<u>2006-3</u>	<u>2008-1</u>	<u>2008-2</u>	<u>2008-3</u>	<u>2010-1</u>	<u>2010-2</u>	<u>2010-3</u>
0-9	0-9	0	0	1	0	0	0	0	0	0
10-19	10-19	0	0	0	0	0	0	0	0	0
20-29	20-29	0	0	0	0	0	0	0	0	0
30-39	30-39	0	0	0	0	0	0	0	0	0
40-49	40-49	0	0	0	0	0	0	0	0	0
50-59	50-59	0	0	0	0	0	0	0	0	0
60-69	60-69	0	0	0	0	0	0	0	0	0
70-79	70-79	0	0	0	0	0	0	0	0	0
80-89	80-89	0	0	0	0	0	0	0	0	0
Don't know	98	0	0	0	0	0	0	0	0	0
No answer	99	0	0	0	0	0	0	0	0	0
Not applicable	-1	2000	2000	1999	2023	2023	2023	2044	2044	2044

REMARKS: The numbers above have been collapsed for display purposes only.

H. How many years have you been a member of...?

1. First school service group

[VAR: YRSCHL1]

<u>RESPONSE</u>	<u>PUNCH</u>	<u>YEAR</u>								
		<u>2006-1</u>	<u>2006-2</u>	<u>2006-3</u>	<u>2008-1</u>	<u>2008-2</u>	<u>2008-3</u>	<u>2010-1</u>	<u>2010-2</u>	<u>2010-3</u>
0-9	0-9	0	0	26	0	0	0	0	0	0
10-19	10-19	0	0	6	0	0	0	0	0	0
20-29	20-29	0	0	0	0	0	0	0	0	0
30-39	30-39	0	0	0	0	0	0	0	0	0
40-49	40-49	0	0	0	0	0	0	0	0	0
50-59	50-59	0	0	0	0	0	0	0	0	0
60-69	60-69	0	0	0	0	0	0	0	0	0
70-79	70-79	0	0	0	0	0	0	0	0	0
80-89	80-89	0	0	0	0	0	0	0	0	0
Don't know	98	0	0	0	0	0	0	0	0	0
No answer	99	0	0	0	0	0	0	0	0	0
Not applicable	-1	2000	2000	1968	2023	2023	2023	2044	2044	2044

REMARKS: The numbers above have been collapsed for display purposes only.

2. Second school service group

[VAR: YRSCHL2]

<u>RESPONSE</u>	<u>PUNCH</u>	<u>YEAR</u>								
		<u>2006-1</u>	<u>2006-2</u>	<u>2006-3</u>	<u>2008-1</u>	<u>2008-2</u>	<u>2008-3</u>	<u>2010-1</u>	<u>2010-2</u>	<u>2010-3</u>
0-9	0-9	0	0	3	0	0	0	0	0	0
10-19	10-19	0	0	1	0	0	0	0	0	0
20-29	20-29	0	0	0	0	0	0	0	0	0
30-39	30-39	0	0	0	0	0	0	0	0	0
40-49	40-49	0	0	0	0	0	0	0	0	0
50-59	50-59	0	0	0	0	0	0	0	0	0
60-69	60-69	0	0	0	0	0	0	0	0	0
70-79	70-79	0	0	0	0	0	0	0	0	0
80-89	80-89	0	0	0	0	0	0	0	0	0
Don't know	98	0	0	0	0	0	0	0	0	0
No answer	99	0	0	0	0	0	0	0	0	0
Not applicable	-1	2000	2000	1996	2023	2023	2023	2044	2044	2044

REMARKS: The numbers above have been collapsed for display purposes only.

I. How many years have you been a member of...?

1. First hobby or garden club

[VAR: YRHOBBY1]

<u>RESPONSE</u>	<u>PUNCH</u>	<u>YEAR</u>								
		<u>2006-1</u>	<u>2006-2</u>	<u>2006-3</u>	<u>2008-1</u>	<u>2008-2</u>	<u>2008-3</u>	<u>2010-1</u>	<u>2010-2</u>	<u>2010-3</u>
0-9	0-9	0	0	25	0	0	0	0	0	0
10-19	10-19	0	0	10	0	0	0	0	0	0
20-29	20-29	0	0	2	0	0	0	0	0	0
30-39	30-39	0	0	0	0	0	0	0	0	0
40-49	40-49	0	0	0	0	0	0	0	0	0
50-59	50-59	0	0	0	0	0	0	0	0	0
60-69	60-69	0	0	0	0	0	0	0	0	0
70-79	70-79	0	0	0	0	0	0	0	0	0
80-89	80-89	0	0	0	0	0	0	0	0	0
Don't know	98	0	0	2	0	0	0	0	0	0
No answer	99	0	0	2	0	0	0	0	0	0
Not applicable	-1	2000	2000	1959	2023	2023	2023	2044	2044	2044

REMARKS: The numbers above have been collapsed for display purposes only.

2. Second hobby or garden club

[VAR: YRHOBBY2]

<u>RESPONSE</u>	<u>PUNCH</u>	<u>YEAR</u>								
		<u>2006-1</u>	<u>2006-2</u>	<u>2006-3</u>	<u>2008-1</u>	<u>2008-2</u>	<u>2008-3</u>	<u>2010-1</u>	<u>2010-2</u>	<u>2010-3</u>
0-9	0-9	0	0	1	0	0	0	0	0	0
10-19	10-19	0	0	1	0	0	0	0	0	0
20-29	20-29	0	0	0	0	0	0	0	0	0
30-39	30-39	0	0	0	0	0	0	0	0	0
40-49	40-49	0	0	0	0	0	0	0	0	0
50-59	50-59	0	0	0	0	0	0	0	0	0
60-69	60-69	0	0	0	0	0	0	0	0	0
70-79	70-79	0	0	0	0	0	0	0	0	0
80-89	80-89	0	0	0	0	0	0	0	0	0
Don't know	98	0	0	0	0	0	0	0	0	0
No answer	99	0	0	0	0	0	0	0	0	0
Not applicable	-1	2000	2000	1998	2023	2023	2023	2044	2044	2044

REMARKS: The numbers above have been collapsed for display purposes only.

J. How many years have you been a member of...?

1. First school fraternity or sorority

[VAR: YRGREEK1]

<u>RESPONSE</u>	<u>PUNCH</u>	<u>YEAR</u>								
		<u>2006-1</u>	<u>2006-2</u>	<u>2006-3</u>	<u>2008-1</u>	<u>2008-2</u>	<u>2008-3</u>	<u>2010-1</u>	<u>2010-2</u>	<u>2010-3</u>
0-9	0-9	0	0	3	0	0	0	0	0	0
10-19	10-19	0	0	5	0	0	0	0	0	0
20-29	20-29	0	0	6	0	0	0	0	0	0
30-39	30-39	0	0	1	0	0	0	0	0	0
40-49	40-49	0	0	0	0	0	0	0	0	0
50-59	50-59	0	0	3	0	0	0	0	0	0
60-69	60-69	0	0	0	0	0	0	0	0	0
70-79	70-79	0	0	0	0	0	0	0	0	0
80-89	80-89	0	0	0	0	0	0	0	0	0
Don't know	98	0	0	0	0	0	0	0	0	0
No answer	99	0	0	0	0	0	0	0	0	0
Not applicable	-1	2000	2000	1982	2023	2023	2023	2044	2044	2044

REMARKS: The numbers above have been collapsed for display purposes only.

K. How many years have you been a member of...?

1. First nationality group

[VAR: YRNAT1]

<u>RESPONSE</u>	<u>PUNCH</u>	<u>YEAR</u>								
		<u>2006-1</u>	<u>2006-2</u>	<u>2006-3</u>	<u>2008-1</u>	<u>2008-2</u>	<u>2008-3</u>	<u>2010-1</u>	<u>2010-2</u>	<u>2010-3</u>
0-9	0-9	0	0	4	0	0	0	0	0	0
10-19	10-19	0	0	2	0	0	0	0	0	0
20-29	20-29	0	0	2	0	0	0	0	0	0
30-39	30-39	0	0	0	0	0	0	0	0	0
40-49	40-49	0	0	0	0	0	0	0	0	0
50-59	50-59	0	0	1	0	0	0	0	0	0
60-69	60-69	0	0	0	0	0	0	0	0	0
70-79	70-79	0	0	0	0	0	0	0	0	0
80-89	80-89	0	0	0	0	0	0	0	0	0
Don't know	98	0	0	0	0	0	0	0	0	0
No answer	99	0	0	0	0	0	0	0	0	0
Not applicable	-1	2000	2000	1991	2023	2023	2023	2044	2044	2044

REMARKS: The numbers above have been collapsed for display purposes only.

2. Second nationality group

[VAR: YRNAT2]

<u>RESPONSE</u>	<u>PUNCH</u>	<u>YEAR</u>									
		<u>2006-1</u>	<u>2006-2</u>	<u>2006-3</u>	<u>2008-1</u>	<u>2008-2</u>	<u>2008-3</u>	<u>2010-1</u>	<u>2010-2</u>	<u>2010-3</u>	
0-9	0-9	0	0	1	0	0	0	0	0	0	0
10-19	10-19	0	0	1	0	0	0	0	0	0	0
20-29	20-29	0	0	0	0	0	0	0	0	0	0
30-39	30-39	0	0	0	0	0	0	0	0	0	0
40-49	40-49	0	0	0	0	0	0	0	0	0	0
50-59	50-59	0	0	0	0	0	0	0	0	0	0
60-69	60-69	0	0	0	0	0	0	0	0	0	0
70-79	70-79	0	0	0	0	0	0	0	0	0	0
80-89	80-89	0	0	0	0	0	0	0	0	0	0
Don't know	98	0	0	0	0	0	0	0	0	0	0
No answer	99	0	0	0	0	0	0	0	0	0	0
Not applicable	-1	2000	2000	1998	2023	2023	2023	2044	2044	2044	

REMARKS: The numbers above have been collapsed for display purposes only.

3. Third nationality group

[VAR: YRNAT3]

<u>RESPONSE</u>	<u>PUNCH</u>	<u>YEAR</u>									
		<u>2006-1</u>	<u>2006-2</u>	<u>2006-3</u>	<u>2008-1</u>	<u>2008-2</u>	<u>2008-3</u>	<u>2010-1</u>	<u>2010-2</u>	<u>2010-3</u>	
0-9	0-9	0	0	0	0	0	0	0	0	0	0
10-19	10-19	0	0	1	0	0	0	0	0	0	0
20-29	20-29	0	0	0	0	0	0	0	0	0	0
30-39	30-39	0	0	0	0	0	0	0	0	0	0
40-49	40-49	0	0	0	0	0	0	0	0	0	0
50-59	50-59	0	0	0	0	0	0	0	0	0	0
60-69	60-69	0	0	0	0	0	0	0	0	0	0
70-79	70-79	0	0	0	0	0	0	0	0	0	0
80-89	80-89	0	0	0	0	0	0	0	0	0	0
Don't know	98	0	0	0	0	0	0	0	0	0	0
No answer	99	0	0	0	0	0	0	0	0	0	0
Not applicable	-1	2000	2000	1999	2023	2023	2023	2044	2044	2044	

REMARKS: The numbers above have been collapsed for display purposes only.

L. How many years have you been a member of...?

1. First farm organization

[VAR: YRFARM1]

<u>RESPONSE</u>	<u>PUNCH</u>	<u>YEAR</u>								
		<u>2006-1</u>	<u>2006-2</u>	<u>2006-3</u>	<u>2008-1</u>	<u>2008-2</u>	<u>2008-3</u>	<u>2010-1</u>	<u>2010-2</u>	<u>2010-3</u>
0-9	0-9	0	0	6	0	0	0	0	0	0
10-19	10-19	0	0	1	0	0	0	0	0	0
20-29	20-29	0	0	1	0	0	0	0	0	0
30-39	30-39	0	0	1	0	0	0	0	0	0
40-49	40-49	0	0	1	0	0	0	0	0	0
50-59	50-59	0	0	0	0	0	0	0	0	0
60-69	60-69	0	0	0	0	0	0	0	0	0
70-79	70-79	0	0	0	0	0	0	0	0	0
80-89	80-89	0	0	0	0	0	0	0	0	0
Don't know	98	0	0	0	0	0	0	0	0	0
No answer	99	0	0	0	0	0	0	0	0	0
Not applicable	-1	2000	2000	1990	2023	2023	2023	2044	2044	2044

REMARKS: The numbers above have been collapsed for display purposes only.

2. Second farm organization

[VAR: YRFARM2]

<u>RESPONSE</u>	<u>PUNCH</u>	<u>YEAR</u>								
		<u>2006-1</u>	<u>2006-2</u>	<u>2006-3</u>	<u>2008-1</u>	<u>2008-2</u>	<u>2008-3</u>	<u>2010-1</u>	<u>2010-2</u>	<u>2010-3</u>
0-9	0-9	0	0	0	0	0	0	0	0	0
10-19	10-19	0	0	1	0	0	0	0	0	0
20-29	20-29	0	0	0	0	0	0	0	0	0
30-39	30-39	0	0	0	0	0	0	0	0	0
40-49	40-49	0	0	0	0	0	0	0	0	0
50-59	50-59	0	0	0	0	0	0	0	0	0
60-69	60-69	0	0	0	0	0	0	0	0	0
70-79	70-79	0	0	0	0	0	0	0	0	0
80-89	80-89	0	0	0	0	0	0	0	0	0
Don't know	98	0	0	0	0	0	0	0	0	0
No answer	99	0	0	0	0	0	0	0	0	0
Not applicable	-1	2000	2000	1999	2023	2023	2023	2044	2044	2044

REMARKS: The numbers above have been collapsed for display purposes only.

M. How many years have you been a member of...?

1. First literary, art, discussion, or study groups

[VAR: YRLIT1]

<u>RESPONSE</u>	<u>PUNCH</u>	<u>YEAR</u>								
		<u>2006-1</u>	<u>2006-2</u>	<u>2006-3</u>	<u>2008-1</u>	<u>2008-2</u>	<u>2008-3</u>	<u>2010-1</u>	<u>2010-2</u>	<u>2010-3</u>
0-9	0-9	0	0	22	0	0	0	0	0	0
10-19	10-19	0	0	5	0	0	0	0	0	0
20-29	20-29	0	0	1	0	0	0	0	0	0
30-39	30-39	0	0	0	0	0	0	0	0	0
40-49	40-49	0	0	0	0	0	0	0	0	0
50-59	50-59	0	0	0	0	0	0	0	0	0
60-69	60-69	0	0	0	0	0	0	0	0	0
70-79	70-79	0	0	0	0	0	0	0	0	0
80-89	80-89	0	0	0	0	0	0	0	0	0
Don't know	98	0	0	1	0	0	0	0	0	0
No answer	99	0	0	3	0	0	0	0	0	0
Not applicable	-1	2000	2000	1968	2023	2023	2023	2044	2044	2044

REMARKS: The numbers above have been collapsed for display purposes only.

2. Second literary, art, discussion, or study groups

[VAR: YRLIT2]

<u>RESPONSE</u>	<u>PUNCH</u>	<u>YEAR</u>								
		<u>2006-1</u>	<u>2006-2</u>	<u>2006-3</u>	<u>2008-1</u>	<u>2008-2</u>	<u>2008-3</u>	<u>2010-1</u>	<u>2010-2</u>	<u>2010-3</u>
0-9	0-9	0	0	5	0	0	0	0	0	0
10-19	10-19	0	0	0	0	0	0	0	0	0
20-29	20-29	0	0	0	0	0	0	0	0	0
30-39	30-39	0	0	0	0	0	0	0	0	0
40-49	40-49	0	0	0	0	0	0	0	0	0
50-59	50-59	0	0	0	0	0	0	0	0	0
60-69	60-69	0	0	0	0	0	0	0	0	0
70-79	70-79	0	0	0	0	0	0	0	0	0
80-89	80-89	0	0	0	0	0	0	0	0	0
Don't know	98	0	0	0	0	0	0	0	0	0
No answer	99	0	0	0	0	0	0	0	0	0
Not applicable	-1	2000	2000	1995	2023	2023	2023	2044	2044	2044

REMARKS: The numbers above have been collapsed for display purposes only.

3. Third literary, art, discussion, or study groups

[VAR: YRLIT3]

<u>RESPONSE</u>	<u>PUNCH</u>	<u>YEAR</u>									
		<u>2006-1</u>	<u>2006-2</u>	<u>2006-3</u>	<u>2008-1</u>	<u>2008-2</u>	<u>2008-3</u>	<u>2010-1</u>	<u>2010-2</u>	<u>2010-3</u>	
0-9	0-9	0	0	1	0	0	0	0	0	0	0
10-19	10-19	0	0	0	0	0	0	0	0	0	0
20-29	20-29	0	0	0	0	0	0	0	0	0	0
30-39	30-39	0	0	0	0	0	0	0	0	0	0
40-49	40-49	0	0	0	0	0	0	0	0	0	0
50-59	50-59	0	0	0	0	0	0	0	0	0	0
60-69	60-69	0	0	0	0	0	0	0	0	0	0
70-79	70-79	0	0	0	0	0	0	0	0	0	0
80-89	80-89	0	0	0	0	0	0	0	0	0	0
Don't know	98	0	0	0	0	0	0	0	0	0	0
No answer	99	0	0	0	0	0	0	0	0	0	0
Not applicable	-1	2000	2000	1999	2023	2023	2023	2044	2044	2044	

REMARKS: The numbers above have been collapsed for display purposes only.

N. How many years have you been a member of...?

1. First professional or academic society

[VAR: YRPROF1]

<u>RESPONSE</u>	<u>PUNCH</u>	<u>YEAR</u>									
		<u>2006-1</u>	<u>2006-2</u>	<u>2006-3</u>	<u>2008-1</u>	<u>2008-2</u>	<u>2008-3</u>	<u>2010-1</u>	<u>2010-2</u>	<u>2010-3</u>	
0-9	0-9	0	0	30	0	0	0	0	0	0	0
10-19	10-19	0	0	17	0	0	0	0	0	0	0
20-29	20-29	0	0	6	0	0	0	0	0	0	0
30-39	30-39	0	0	5	0	0	0	0	0	0	0
40-49	40-49	0	0	0	0	0	0	0	0	0	0
50-59	50-59	0	0	1	0	0	0	0	0	0	0
60-69	60-69	0	0	0	0	0	0	0	0	0	0
70-79	70-79	0	0	0	0	0	0	0	0	0	0
80-89	80-89	0	0	0	0	0	0	0	0	0	0
Don't know	98	0	0	1	0	0	0	0	0	0	0
No answer	99	0	0	2	0	0	0	0	0	0	0
Not applicable	-1	2000	2000	1938	2023	2023	2023	2044	2044	2044	

REMARKS: The numbers above have been collapsed for display purposes only.

2. Second professional or academic society

[VAR: YRPROF2]

<u>RESPONSE</u>	<u>PUNCH</u>	<u>YEAR</u>								
		<u>2006-1</u>	<u>2006-2</u>	<u>2006-3</u>	<u>2008-1</u>	<u>2008-2</u>	<u>2008-3</u>	<u>2010-1</u>	<u>2010-2</u>	<u>2010-3</u>
0-9	0-9	0	0	9	0	0	0	0	0	0
10-19	10-19	0	0	5	0	0	0	0	0	0
20-29	20-29	0	0	4	0	0	0	0	0	0
30-39	30-39	0	0	1	0	0	0	0	0	0
40-49	40-49	0	0	0	0	0	0	0	0	0
50-59	50-59	0	0	0	0	0	0	0	0	0
60-69	60-69	0	0	0	0	0	0	0	0	0
70-79	70-79	0	0	0	0	0	0	0	0	0
80-89	80-89	0	0	0	0	0	0	0	0	0
Don't know	98	0	0	0	0	0	0	0	0	0
No answer	99	0	0	0	0	0	0	0	0	0
Not applicable	-1	2000	2000	1981	2023	2023	2023	2044	2044	2044

REMARKS: The numbers above have been collapsed for display purposes only.

3. Third professional or academic society

[VAR: YRPROF3]

<u>RESPONSE</u>	<u>PUNCH</u>	<u>YEAR</u>								
		<u>2006-1</u>	<u>2006-2</u>	<u>2006-3</u>	<u>2008-1</u>	<u>2008-2</u>	<u>2008-3</u>	<u>2010-1</u>	<u>2010-2</u>	<u>2010-3</u>
0-9	0-9	0	0	7	0	0	0	0	0	0
10-19	10-19	0	0	0	0	0	0	0	0	0
20-29	20-29	0	0	0	0	0	0	0	0	0
30-39	30-39	0	0	2	0	0	0	0	0	0
40-49	40-49	0	0	0	0	0	0	0	0	0
50-59	50-59	0	0	0	0	0	0	0	0	0
60-69	60-69	0	0	0	0	0	0	0	0	0
70-79	70-79	0	0	0	0	0	0	0	0	0
80-89	80-89	0	0	0	0	0	0	0	0	0
Don't know	98	0	0	0	0	0	0	0	0	0
No answer	99	0	0	0	0	0	0	0	0	0
Not applicable	-1	2000	2000	1991	2023	2023	2023	2044	2044	2044

REMARKS: The numbers above have been collapsed for display purposes only.

4. Fourth professional or academic society

[VAR: YRPROF4]

<u>RESPONSE</u>	<u>PUNCH</u>	<u>YEAR</u>								
		<u>2006-1</u>	<u>2006-2</u>	<u>2006-3</u>	<u>2008-1</u>	<u>2008-2</u>	<u>2008-3</u>	<u>2010-1</u>	<u>2010-2</u>	<u>2010-3</u>
0-9	0-9	0	0	3	0	0	0	0	0	0
10-19	10-19	0	0	0	0	0	0	0	0	0
20-29	20-29	0	0	1	0	0	0	0	0	0
30-39	30-39	0	0	0	0	0	0	0	0	0
40-49	40-49	0	0	0	0	0	0	0	0	0
50-59	50-59	0	0	0	0	0	0	0	0	0
60-69	60-69	0	0	0	0	0	0	0	0	0
70-79	70-79	0	0	0	0	0	0	0	0	0
80-89	80-89	0	0	0	0	0	0	0	0	0
Don't know	98	0	0	0	0	0	0	0	0	0
No answer	99	0	0	0	0	0	0	0	0	0
Not applicable	-1	2000	2000	1996	2023	2023	2023	2044	2044	2044

REMARKS: The numbers above have been collapsed for display purposes only.

O. How many years have you been a member of...?

1. First church affiliated group

[VAR: YRCHURH1]

<u>RESPONSE</u>	<u>PUNCH</u>	<u>YEAR</u>								
		<u>2006-1</u>	<u>2006-2</u>	<u>2006-3</u>	<u>2008-1</u>	<u>2008-2</u>	<u>2008-3</u>	<u>2010-1</u>	<u>2010-2</u>	<u>2010-3</u>
0-9	0-9	0	0	65	0	0	0	0	0	0
10-19	10-19	0	0	14	0	0	0	0	0	0
20-29	20-29	0	0	5	0	0	0	0	0	0
30-39	30-39	0	0	6	0	0	0	0	0	0
40-49	40-49	0	0	2	0	0	0	0	0	0
50-59	50-59	0	0	3	0	0	0	0	0	0
60-69	60-69	0	0	1	0	0	0	0	0	0
70-79	70-79	0	0	0	0	0	0	0	0	0
80-89	80-89	0	0	1	0	0	0	0	0	0
Don't know	98	0	0	4	0	0	0	0	0	0
No answer	99	0	0	2	0	0	0	0	0	0
Not applicable	-1	2000	2000	1897	2023	2023	2023	2044	2044	2044

REMARKS: The numbers above have been collapsed for display purposes only.

2. Second church affiliated group

[VAR: YRCHURH2]

<u>RESPONSE</u>	<u>PUNCH</u>	<u>YEAR</u>								
		<u>2006-1</u>	<u>2006-2</u>	<u>2006-3</u>	<u>2008-1</u>	<u>2008-2</u>	<u>2008-3</u>	<u>2010-1</u>	<u>2010-2</u>	<u>2010-3</u>
0-9	0-9	0	0	7	0	0	0	0	0	0
10-19	10-19	0	0	3	0	0	0	0	0	0
20-29	20-29	0	0	1	0	0	0	0	0	0
30-39	30-39	0	0	1	0	0	0	0	0	0
40-49	40-49	0	0	1	0	0	0	0	0	0
50-59	50-59	0	0	0	0	0	0	0	0	0
60-69	60-69	0	0	0	0	0	0	0	0	0
70-79	70-79	0	0	0	0	0	0	0	0	0
80-89	80-89	0	0	0	0	0	0	0	0	0
Don't know	98	0	0	0	0	0	0	0	0	0
No answer	99	0	0	0	0	0	0	0	0	0
Not applicable	-1	2000	2000	1987	2023	2023	2023	2044	2044	2044

REMARKS: The numbers above have been collapsed for display purposes only.

3. Third church affiliated group

[VAR: YRCHURH3]

<u>RESPONSE</u>	<u>PUNCH</u>	<u>YEAR</u>								
		<u>2006-1</u>	<u>2006-2</u>	<u>2006-3</u>	<u>2008-1</u>	<u>2008-2</u>	<u>2008-3</u>	<u>2010-1</u>	<u>2010-2</u>	<u>2010-3</u>
0-9	0-9	0	0	2	0	0	0	0	0	0
10-19	10-19	0	0	0	0	0	0	0	0	0
20-29	20-29	0	0	1	0	0	0	0	0	0
30-39	30-39	0	0	0	0	0	0	0	0	0
40-49	40-49	0	0	0	0	0	0	0	0	0
50-59	50-59	0	0	0	0	0	0	0	0	0
60-69	60-69	0	0	0	0	0	0	0	0	0
70-79	70-79	0	0	0	0	0	0	0	0	0
80-89	80-89	0	0	0	0	0	0	0	0	0
Don't know	98	0	0	0	0	0	0	0	0	0
No answer	99	0	0	0	0	0	0	0	0	0
Not applicable	-1	2000	2000	1997	2023	2023	2023	2044	2044	2044

REMARKS: The numbers above have been collapsed for display purposes only.

4. Fourth church affiliated group

[VAR: YRCHURH4]

<u>RESPONSE</u>	<u>PUNCH</u>	<u>YEAR</u>								
		<u>2006-1</u>	<u>2006-2</u>	<u>2006-3</u>	<u>2008-1</u>	<u>2008-2</u>	<u>2008-3</u>	<u>2010-1</u>	<u>2010-2</u>	<u>2010-3</u>
0-9	0-9	0	0	0	0	0	0	0	0	0
10-19	10-19	0	0	0	0	0	0	0	0	0
20-29	20-29	0	0	1	0	0	0	0	0	0
30-39	30-39	0	0	0	0	0	0	0	0	0
40-49	40-49	0	0	0	0	0	0	0	0	0
50-59	50-59	0	0	0	0	0	0	0	0	0
60-69	60-69	0	0	0	0	0	0	0	0	0
70-79	70-79	0	0	0	0	0	0	0	0	0
80-89	80-89	0	0	0	0	0	0	0	0	0
Don't know	98	0	0	0	0	0	0	0	0	0
No answer	99	0	0	0	0	0	0	0	0	0
Not applicable	-1	2000	2000	1999	2023	2023	2023	2044	2044	2044

REMARKS: The numbers above have been collapsed for display purposes only.

P. How many years have you been a member of...?

1. First other group

[VAR: YROTHER1]

<u>RESPONSE</u>	<u>PUNCH</u>	<u>YEAR</u>								
		<u>2006-1</u>	<u>2006-2</u>	<u>2006-3</u>	<u>2008-1</u>	<u>2008-2</u>	<u>2008-3</u>	<u>2010-1</u>	<u>2010-2</u>	<u>2010-3</u>
0-9	0-9	0	0	19	0	0	0	0	0	0
10-19	10-19	0	0	0	0	0	0	0	0	0
20-29	20-29	0	0	3	0	0	0	0	0	0
30-39	30-39	0	0	0	0	0	0	0	0	0
40-49	40-49	0	0	0	0	0	0	0	0	0
50-59	50-59	0	0	0	0	0	0	0	0	0
60-69	60-69	0	0	0	0	0	0	0	0	0
70-79	70-79	0	0	0	0	0	0	0	0	0
80-89	80-89	0	0	0	0	0	0	0	0	0
Don't know	98	0	0	2	0	0	0	0	0	0
No answer	99	0	0	0	0	0	0	0	0	0
Not applicable	-1	2000	2000	1976	2023	2023	2023	2044	2044	2044

REMARKS: The numbers above have been collapsed for display purposes only.

2. Second other group

[VAR: YROTHER2]

<u>RESPONSE</u>	<u>PUNCH</u>	<u>YEAR</u>									
		<u>2006-1</u>	<u>2006-2</u>	<u>2006-3</u>	<u>2008-1</u>	<u>2008-2</u>	<u>2008-3</u>	<u>2010-1</u>	<u>2010-2</u>	<u>2010-3</u>	
0-9	0-9	0	0	1	0	0	0	0	0	0	0
10-19	10-19	0	0	0	0	0	0	0	0	0	0
20-29	20-29	0	0	0	0	0	0	0	0	0	0
30-39	30-39	0	0	0	0	0	0	0	0	0	0
40-49	40-49	0	0	0	0	0	0	0	0	0	0
50-59	50-59	0	0	0	0	0	0	0	0	0	0
60-69	60-69	0	0	0	0	0	0	0	0	0	0
70-79	70-79	0	0	0	0	0	0	0	0	0	0
80-89	80-89	0	0	0	0	0	0	0	0	0	0
Don't know	98	0	0	0	0	0	0	0	0	0	0
No answer	99	0	0	0	0	0	0	0	0	0	0
Not applicable	-1	2000	2000	1999	2023	2023	2023	2044	2044	2044	

REMARKS: The numbers above have been collapsed for display purposes only.

3. Third other group

[VAR: YROTHER3]

<u>RESPONSE</u>	<u>PUNCH</u>	<u>YEAR</u>									
		<u>2006-1</u>	<u>2006-2</u>	<u>2006-3</u>	<u>2008-1</u>	<u>2008-2</u>	<u>2008-3</u>	<u>2010-1</u>	<u>2010-2</u>	<u>2010-3</u>	
0-9	0-9	0	0	1	0	0	0	0	0	0	0
10-19	10-19	0	0	0	0	0	0	0	0	0	0
20-29	20-29	0	0	0	0	0	0	0	0	0	0
30-39	30-39	0	0	0	0	0	0	0	0	0	0
40-49	40-49	0	0	0	0	0	0	0	0	0	0
50-59	50-59	0	0	0	0	0	0	0	0	0	0
60-69	60-69	0	0	0	0	0	0	0	0	0	0
70-79	70-79	0	0	0	0	0	0	0	0	0	0
80-89	80-89	0	0	0	0	0	0	0	0	0	0
Don't know	98	0	0	0	0	0	0	0	0	0	0
No answer	99	0	0	0	0	0	0	0	0	0	0
Not applicable	-1	2000	2000	1999	2023	2023	2023	2044	2044	2044	

REMARKS: The numbers above have been collapsed for display purposes only.

139. A. Does the fraternal club meet in this area?

1. First fraternal club

[VAR: MTFRAT1]

<u>RESPONSE</u>	<u>PUNCH</u>	<u>YEAR</u>								
		<u>2006-1</u>	<u>2006-2</u>	<u>2006-3</u>	<u>2008-1</u>	<u>2008-2</u>	<u>2008-3</u>	<u>2010-1</u>	<u>2010-2</u>	<u>2010-3</u>
Yes	1	0	0	25	0	0	0	0	0	0
No	2	0	0	3	0	0	0	0	0	0
Don't know	8	0	0	0	0	0	0	0	0	0
No answer	9	0	0	1	0	0	0	0	0	0
Not applicable	0	2000	2000	1971	2023	2023	2023	2044	2044	2044

2. Second fraternal club

[VAR: MTFRAT2]

<u>RESPONSE</u>	<u>PUNCH</u>	<u>YEAR</u>								
		<u>2006-1</u>	<u>2006-2</u>	<u>2006-3</u>	<u>2008-1</u>	<u>2008-2</u>	<u>2008-3</u>	<u>2010-1</u>	<u>2010-2</u>	<u>2010-3</u>
Yes	1	0	0	1	0	0	0	0	0	0
No	2	0	0	3	0	0	0	0	0	0
Don't know	8	0	0	0	0	0	0	0	0	0
No answer	9	0	0	0	0	0	0	0	0	0
Not applicable	0	2000	2000	1996	2023	2023	2023	2044	2044	2044

B. Does the service club meet in this area?

1. First service club

[VAR: MTSERV1]

<u>RESPONSE</u>	<u>PUNCH</u>	<u>YEAR</u>								
		<u>2006-1</u>	<u>2006-2</u>	<u>2006-3</u>	<u>2008-1</u>	<u>2008-2</u>	<u>2008-3</u>	<u>2010-1</u>	<u>2010-2</u>	<u>2010-3</u>
Yes	1	0	0	25	0	0	0	0	0	0
No	2	0	0	6	0	0	0	0	0	0
Don't know	8	0	0	0	0	0	0	0	0	0
No answer	9	0	0	0	0	0	0	0	0	0
Not applicable	0	2000	2000	1969	2023	2023	2023	2044	2044	2044

2. Second service club

[VAR: MTSERV2]

<u>RESPONSE</u>	<u>PUNCH</u>	<u>YEAR</u>								
		<u>2006-1</u>	<u>2006-2</u>	<u>2006-3</u>	<u>2008-1</u>	<u>2008-2</u>	<u>2008-3</u>	<u>2010-1</u>	<u>2010-2</u>	<u>2010-3</u>
Yes	1	0	0	4	0	0	0	0	0	0
No	2	0	0	1	0	0	0	0	0	0
Don't know	8	0	0	0	0	0	0	0	0	0
No answer	9	0	0	0	0	0	0	0	0	0
Not applicable	0	2000	2000	1995	2023	2023	2023	2044	2044	2044

3. Third service club

[VAR: MTSERV3]

<u>RESPONSE</u>	<u>PUNCH</u>	<u>YEAR</u>								
		<u>2006-1</u>	<u>2006-2</u>	<u>2006-3</u>	<u>2008-1</u>	<u>2008-2</u>	<u>2008-3</u>	<u>2010-1</u>	<u>2010-2</u>	<u>2010-3</u>
Yes	1	0	0	1	0	0	0	0	0	0
No	2	0	0	0	0	0	0	0	0	0
Don't know	8	0	0	0	0	0	0	0	0	0
No answer	9	0	0	0	0	0	0	0	0	0
Not applicable	0	2000	2000	1999	2023	2023	2023	2044	2044	2044

C. Does the veterans' group meet in this area?

1. First veterans' group

[VAR: MTVET1]

<u>RESPONSE</u>	<u>PUNCH</u>	<u>YEAR</u>								
		<u>2006-1</u>	<u>2006-2</u>	<u>2006-3</u>	<u>2008-1</u>	<u>2008-2</u>	<u>2008-3</u>	<u>2010-1</u>	<u>2010-2</u>	<u>2010-3</u>
Yes	1	0	0	11	0	0	0	0	0	0
No	2	0	0	6	0	0	0	0	0	0
Don't know	8	0	0	0	0	0	0	0	0	0
No answer	9	0	0	0	0	0	0	0	0	0
Not applicable	0	2000	2000	1983	2023	2023	2023	2044	2044	2044

2. Second veterans' group

[VAR: MTVET2]

<u>RESPONSE</u>	<u>PUNCH</u>	<u>YEAR</u>								
		<u>2006-1</u>	<u>2006-2</u>	<u>2006-3</u>	<u>2008-1</u>	<u>2008-2</u>	<u>2008-3</u>	<u>2010-1</u>	<u>2010-2</u>	<u>2010-3</u>
Yes	1	0	0	3	0	0	0	0	0	0
No	2	0	0	3	0	0	0	0	0	0
Don't know	8	0	0	0	0	0	0	0	0	0
No answer	9	0	0	0	0	0	0	0	0	0
Not applicable	0	2000	2000	1994	2023	2023	2023	2044	2044	2044

3. Third veterans' group

[VAR: MTVET3]

<u>RESPONSE</u>	<u>PUNCH</u>	<u>YEAR</u>								
		<u>2006-1</u>	<u>2006-2</u>	<u>2006-3</u>	<u>2008-1</u>	<u>2008-2</u>	<u>2008-3</u>	<u>2010-1</u>	<u>2010-2</u>	<u>2010-3</u>
Yes	1	0	0	1	0	0	0	0	0	0
No	2	0	0	2	0	0	0	0	0	0
Don't know	8	0	0	0	0	0	0	0	0	0
No answer	9	0	0	0	0	0	0	0	0	0
Not applicable	0	2000	2000	1997	2023	2023	2023	2044	2044	2044

D. Does the political club meet in this area?

1. First political club

[VAR: MTPOLIT1]

<u>RESPONSE</u>	<u>PUNCH</u>	<u>YEAR</u>								
		<u>2006-1</u>	<u>2006-2</u>	<u>2006-3</u>	<u>2008-1</u>	<u>2008-2</u>	<u>2008-3</u>	<u>2010-1</u>	<u>2010-2</u>	<u>2010-3</u>
Yes	1	0	0	12	0	0	0	0	0	0
No	2	0	0	2	0	0	0	0	0	0
Don't know	8	0	0	0	0	0	0	0	0	0
No answer	9	0	0	1	0	0	0	0	0	0
Not applicable	0	2000	2000	1985	2023	2023	2023	2044	2044	2044

2. Second political club

[VAR: MTPOLIT2]

<u>RESPONSE</u>	<u>PUNCH</u>	<u>YEAR</u>								
		<u>2006-1</u>	<u>2006-2</u>	<u>2006-3</u>	<u>2008-1</u>	<u>2008-2</u>	<u>2008-3</u>	<u>2010-1</u>	<u>2010-2</u>	<u>2010-3</u>
Yes	1	0	0	0	0	0	0	0	0	0
No	2	0	0	1	0	0	0	0	0	0
Don't know	8	0	0	0	0	0	0	0	0	0
No answer	9	0	0	0	0	0	0	0	0	0
Not applicable	0	2000	2000	1999	2023	2023	2023	2044	2044	2044

3. Third political club

[VAR: MTPOLIT3]

<u>RESPONSE</u>	<u>PUNCH</u>	<u>YEAR</u>								
		<u>2006-1</u>	<u>2006-2</u>	<u>2006-3</u>	<u>2008-1</u>	<u>2008-2</u>	<u>2008-3</u>	<u>2010-1</u>	<u>2010-2</u>	<u>2010-3</u>
Yes	1	0	0	0	0	0	0	0	0	0
No	2	0	0	1	0	0	0	0	0	0
Don't know	8	0	0	0	0	0	0	0	0	0
No answer	9	0	0	0	0	0	0	0	0	0
Not applicable	0	2000	2000	1999	2023	2023	2023	2044	2044	2044

E. Does the labor union meet in this area?

1. First labor union

[VAR: MTUNION1]

<u>RESPONSE</u>	<u>PUNCH</u>	<u>YEAR</u>								
		<u>2006-1</u>	<u>2006-2</u>	<u>2006-3</u>	<u>2008-1</u>	<u>2008-2</u>	<u>2008-3</u>	<u>2010-1</u>	<u>2010-2</u>	<u>2010-3</u>
Yes	1	0	0	25	0	0	0	0	0	0
No	2	0	0	11	0	0	0	0	0	0
Don't know	8	0	0	0	0	0	0	0	0	0
No answer	9	0	0	1	0	0	0	0	0	0
Not applicable	0	2000	2000	1963	2023	2023	2023	2044	2044	2044

2. Second labor union

[VAR: MTUNION2]

<u>RESPONSE</u>	<u>PUNCH</u>	<u>YEAR</u>								
		<u>2006-1</u>	<u>2006-2</u>	<u>2006-3</u>	<u>2008-1</u>	<u>2008-2</u>	<u>2008-3</u>	<u>2010-1</u>	<u>2010-2</u>	<u>2010-3</u>
Yes	1	0	0	0	0	0	0	0	0	0
No	2	0	0	1	0	0	0	0	0	0
Don't know	8	0	0	0	0	0	0	0	0	0
No answer	9	0	0	0	0	0	0	0	0	0
Not applicable	0	2000	2000	1999	2023	2023	2023	2044	2044	2044

3. Third labor union

[VAR: MTUNION3]

<u>RESPONSE</u>	<u>PUNCH</u>	<u>YEAR</u>								
		<u>2006-1</u>	<u>2006-2</u>	<u>2006-3</u>	<u>2008-1</u>	<u>2008-2</u>	<u>2008-3</u>	<u>2010-1</u>	<u>2010-2</u>	<u>2010-3</u>
Yes	1	0	0	0	0	0	0	0	0	0
No	2	0	0	1	0	0	0	0	0	0
Don't know	8	0	0	0	0	0	0	0	0	0
No answer	9	0	0	0	0	0	0	0	0	0
Not applicable	0	2000	2000	1999	2023	2023	2023	2044	2044	2044

F. Does the sports group meet in this area?

1. First sports group

[VAR: MTSPORT1]

<u>RESPONSE</u>	<u>PUNCH</u>	<u>YEAR</u>								
		<u>2006-1</u>	<u>2006-2</u>	<u>2006-3</u>	<u>2008-1</u>	<u>2008-2</u>	<u>2008-3</u>	<u>2010-1</u>	<u>2010-2</u>	<u>2010-3</u>
Yes	1	0	0	38	0	0	0	0	0	0
No	2	0	0	5	0	0	0	0	0	0
Don't know	8	0	0	0	0	0	0	0	0	0
No answer	9	0	0	0	0	0	0	0	0	0
Not applicable	0	2000	2000	1957	2023	2023	2023	2044	2044	2044

2. Second sports group

[VAR: MTSPORT2]

<u>RESPONSE</u>	<u>PUNCH</u>	<u>YEAR</u>								
		<u>2006-1</u>	<u>2006-2</u>	<u>2006-3</u>	<u>2008-1</u>	<u>2008-2</u>	<u>2008-3</u>	<u>2010-1</u>	<u>2010-2</u>	<u>2010-3</u>
Yes	1	0	0	13	0	0	0	0	0	0
No	2	0	0	1	0	0	0	0	0	0
Don't know	8	0	0	0	0	0	0	0	0	0
No answer	9	0	0	0	0	0	0	0	0	0
Not applicable	0	2000	2000	1986	2023	2023	2023	2044	2044	2044

3. Third sports group

[VAR: MTSPORT3]

<u>RESPONSE</u>	<u>PUNCH</u>	<u>YEAR</u>								
		<u>2006-1</u>	<u>2006-2</u>	<u>2006-3</u>	<u>2008-1</u>	<u>2008-2</u>	<u>2008-3</u>	<u>2010-1</u>	<u>2010-2</u>	<u>2010-3</u>
Yes	1	0	0	6	0	0	0	0	0	0
No	2	0	0	0	0	0	0	0	0	0
Don't know	8	0	0	0	0	0	0	0	0	0
No answer	9	0	0	0	0	0	0	0	0	0
Not applicable	0	2000	2000	1994	2023	2023	2023	2044	2044	2044

4. Fourth sports group

[VAR: MTSPORT4]

<u>RESPONSE</u>	<u>PUNCH</u>	<u>YEAR</u>								
		<u>2006-1</u>	<u>2006-2</u>	<u>2006-3</u>	<u>2008-1</u>	<u>2008-2</u>	<u>2008-3</u>	<u>2010-1</u>	<u>2010-2</u>	<u>2010-3</u>
Yes	1	0	0	1	0	0	0	0	0	0
No	2	0	0	0	0	0	0	0	0	0
Don't know	8	0	0	0	0	0	0	0	0	0
No answer	9	0	0	0	0	0	0	0	0	0
Not applicable	0	2000	2000	1999	2023	2023	2023	2044	2044	2044

G. Does the youth group meet in this area?

1. First youth group

[VAR: MTYOUTH1]

<u>RESPONSE</u>	<u>PUNCH</u>	<u>YEAR</u>								
		<u>2006-1</u>	<u>2006-2</u>	<u>2006-3</u>	<u>2008-1</u>	<u>2008-2</u>	<u>2008-3</u>	<u>2010-1</u>	<u>2010-2</u>	<u>2010-3</u>
Yes	1	0	0	17	0	0	0	0	0	0
No	2	0	0	2	0	0	0	0	0	0
Don't know	8	0	0	0	0	0	0	0	0	0
No answer	9	0	0	0	0	0	0	0	0	0
Not applicable	0	2000	2000	1981	2023	2023	2023	2044	2044	2044

2. Second youth group

[VAR: MTYOUTH2]

<u>RESPONSE</u>	<u>PUNCH</u>	<u>YEAR</u>								
		<u>2006-1</u>	<u>2006-2</u>	<u>2006-3</u>	<u>2008-1</u>	<u>2008-2</u>	<u>2008-3</u>	<u>2010-1</u>	<u>2010-2</u>	<u>2010-3</u>
Yes	1	0	0	0	0	0	0	0	0	0
No	2	0	0	1	0	0	0	0	0	0
Don't know	8	0	0	0	0	0	0	0	0	0
No answer	9	0	0	0	0	0	0	0	0	0
Not applicable	0	2000	2000	1999	2023	2023	2023	2044	2044	2044

H. Does the school service group meet in this area?

1. First school service group

[VAR: MTSCHL1]

<u>RESPONSE</u>	<u>PUNCH</u>	<u>YEAR</u>								
		<u>2006-1</u>	<u>2006-2</u>	<u>2006-3</u>	<u>2008-1</u>	<u>2008-2</u>	<u>2008-3</u>	<u>2010-1</u>	<u>2010-2</u>	<u>2010-3</u>
Yes	1	0	0	27	0	0	0	0	0	0
No	2	0	0	5	0	0	0	0	0	0
Don't know	8	0	0	0	0	0	0	0	0	0
No answer	9	0	0	0	0	0	0	0	0	0
Not applicable	0	2000	2000	1968	2023	2023	2023	2044	2044	2044

2. Second school service group

[VAR: MTSCHL2]

<u>RESPONSE</u>	<u>PUNCH</u>	<u>YEAR</u>								
		<u>2006-1</u>	<u>2006-2</u>	<u>2006-3</u>	<u>2008-1</u>	<u>2008-2</u>	<u>2008-3</u>	<u>2010-1</u>	<u>2010-2</u>	<u>2010-3</u>
Yes	1	0	0	3	0	0	0	0	0	0
No	2	0	0	1	0	0	0	0	0	0
Don't know	8	0	0	0	0	0	0	0	0	0
No answer	9	0	0	0	0	0	0	0	0	0
Not applicable	0	2000	2000	1996	2023	2023	2023	2044	2044	2044

I. Does the hobby or garden club meet in this area?

1. First hobby or garden club

[VAR: MTHOBBY1]

<u>RESPONSE</u>	<u>PUNCH</u>	<u>YEAR</u>								
		<u>2006-1</u>	<u>2006-2</u>	<u>2006-3</u>	<u>2008-1</u>	<u>2008-2</u>	<u>2008-3</u>	<u>2010-1</u>	<u>2010-2</u>	<u>2010-3</u>
Yes	1	0	0	33	0	0	0	0	0	0
No	2	0	0	7	0	0	0	0	0	0
Don't know	8	0	0	0	0	0	0	0	0	0
No answer	9	0	0	1	0	0	0	0	0	0
Not applicable	0	2000	2000	1959	2023	2023	2023	2044	2044	2044

2. Second hobby or garden club

[VAR: MTHOBBY2]

<u>RESPONSE</u>	<u>PUNCH</u>	<u>YEAR</u>								
		<u>2006-1</u>	<u>2006-2</u>	<u>2006-3</u>	<u>2008-1</u>	<u>2008-2</u>	<u>2008-3</u>	<u>2010-1</u>	<u>2010-2</u>	<u>2010-3</u>
Yes	1	0	0	1	0	0	0	0	0	0
No	2	0	0	1	0	0	0	0	0	0
Don't know	8	0	0	0	0	0	0	0	0	0
No answer	9	0	0	0	0	0	0	0	0	0
Not applicable	0	2000	2000	1998	2023	2023	2023	2044	2044	2044

J. Does the school fraternity or sorority meet in this area?

1. First school fraternity or sorority

[VAR: MTGREEK1]

<u>RESPONSE</u>	<u>PUNCH</u>	<u>YEAR</u>								
		<u>2006-1</u>	<u>2006-2</u>	<u>2006-3</u>	<u>2008-1</u>	<u>2008-2</u>	<u>2008-3</u>	<u>2010-1</u>	<u>2010-2</u>	<u>2010-3</u>
Yes	1	0	0	8	0	0	0	0	0	0
No	2	0	0	10	0	0	0	0	0	0
Don't know	8	0	0	0	0	0	0	0	0	0
No answer	9	0	0	0	0	0	0	0	0	0
Not applicable	0	2000	2000	1982	2023	2023	2023	2044	2044	2044

K. Does the nationality group meet in this area?

1. First nationality group

[VAR: MTNAT1]

<u>RESPONSE</u>	<u>PUNCH</u>	<u>YEAR</u>								
		<u>2006-1</u>	<u>2006-2</u>	<u>2006-3</u>	<u>2008-1</u>	<u>2008-2</u>	<u>2008-3</u>	<u>2010-1</u>	<u>2010-2</u>	<u>2010-3</u>
Yes	1	0	0	4	0	0	0	0	0	0
No	2	0	0	5	0	0	0	0	0	0
Don't know	8	0	0	0	0	0	0	0	0	0
No answer	9	0	0	0	0	0	0	0	0	0
Not applicable	0	2000	2000	1991	2023	2023	2023	2044	2044	2044

2. Second nationality group

[VAR: MTNAT2]

<u>RESPONSE</u>	<u>PUNCH</u>	<u>YEAR</u>								
		<u>2006-1</u>	<u>2006-2</u>	<u>2006-3</u>	<u>2008-1</u>	<u>2008-2</u>	<u>2008-3</u>	<u>2010-1</u>	<u>2010-2</u>	<u>2010-3</u>
Yes	1	0	0	2	0	0	0	0	0	0
No	2	0	0	0	0	0	0	0	0	0
Don't know	8	0	0	0	0	0	0	0	0	0
No answer	9	0	0	0	0	0	0	0	0	0
Not applicable	0	2000	2000	1998	2023	2023	2023	2044	2044	2044

3. Third nationality group

[VAR: MTNAT3]

<u>RESPONSE</u>	<u>PUNCH</u>	<u>YEAR</u>								
		<u>2006-1</u>	<u>2006-2</u>	<u>2006-3</u>	<u>2008-1</u>	<u>2008-2</u>	<u>2008-3</u>	<u>2010-1</u>	<u>2010-2</u>	<u>2010-3</u>
Yes	1	0	0	0	0	0	0	0	0	0
No	2	0	0	1	0	0	0	0	0	0
Don't know	8	0	0	0	0	0	0	0	0	0
No answer	9	0	0	0	0	0	0	0	0	0
Not applicable	0	2000	2000	1999	2023	2023	2023	2044	2044	2044

L. Does the farm organization meet in this area?

1. First farm organization

[VAR: MTFARM1]

<u>RESPONSE</u>	<u>PUNCH</u>	<u>YEAR</u>								
		<u>2006-1</u>	<u>2006-2</u>	<u>2006-3</u>	<u>2008-1</u>	<u>2008-2</u>	<u>2008-3</u>	<u>2010-1</u>	<u>2010-2</u>	<u>2010-3</u>
Yes	1	0	0	7	0	0	0	0	0	0
No	2	0	0	3	0	0	0	0	0	0
Don't know	8	0	0	0	0	0	0	0	0	0
No answer	9	0	0	0	0	0	0	0	0	0
Not applicable	0	2000	2000	1990	2023	2023	2023	2044	2044	2044

2. Second farm organization

[VAR: MTFARM2]

<u>RESPONSE</u>	<u>PUNCH</u>	<u>YEAR</u>								
		<u>2006-1</u>	<u>2006-2</u>	<u>2006-3</u>	<u>2008-1</u>	<u>2008-2</u>	<u>2008-3</u>	<u>2010-1</u>	<u>2010-2</u>	<u>2010-3</u>
Yes	1	0	0	1	0	0	0	0	0	0
No	2	0	0	0	0	0	0	0	0	0
Don't know	8	0	0	0	0	0	0	0	0	0
No answer	9	0	0	0	0	0	0	0	0	0
Not applicable	0	2000	2000	1999	2023	2023	2023	2044	2044	2044

M. Does the literary, art, discussion, or study group meet in this area?

1. First literary, art, discussion, or study group

[VAR: MTLIT1]

<u>RESPONSE</u>	<u>PUNCH</u>	<u>YEAR</u>								
		<u>2006-1</u>	<u>2006-2</u>	<u>2006-3</u>	<u>2008-1</u>	<u>2008-2</u>	<u>2008-3</u>	<u>2010-1</u>	<u>2010-2</u>	<u>2010-3</u>
Yes	1	0	0	25	0	0	0	0	0	0
No	2	0	0	4	0	0	0	0	0	0
Don't know	8	0	0	0	0	0	0	0	0	0
No answer	9	0	0	3	0	0	0	0	0	0
Not applicable	0	2000	2000	1968	2023	2023	2023	2044	2044	2044

2. Second literary, art, discussion, or study group

[VAR: MTLIT2]

<u>RESPONSE</u>	<u>PUNCH</u>	<u>YEAR</u>								
		<u>2006-1</u>	<u>2006-2</u>	<u>2006-3</u>	<u>2008-1</u>	<u>2008-2</u>	<u>2008-3</u>	<u>2010-1</u>	<u>2010-2</u>	<u>2010-3</u>
Yes	1	0	0	4	0	0	0	0	0	0
No	2	0	0	1	0	0	0	0	0	0
Don't know	8	0	0	0	0	0	0	0	0	0
No answer	9	0	0	0	0	0	0	0	0	0
Not applicable	0	2000	2000	1995	2023	2023	2023	2044	2044	2044

3. Third literary, art, discussion, or study group

[VAR: MTLIT3]

<u>RESPONSE</u>	<u>PUNCH</u>	<u>YEAR</u>								
		<u>2006-1</u>	<u>2006-2</u>	<u>2006-3</u>	<u>2008-1</u>	<u>2008-2</u>	<u>2008-3</u>	<u>2010-1</u>	<u>2010-2</u>	<u>2010-3</u>
Yes	1	0	0	1	0	0	0	0	0	0
No	2	0	0	0	0	0	0	0	0	0
Don't know	8	0	0	0	0	0	0	0	0	0
No answer	9	0	0	0	0	0	0	0	0	0
Not applicable	0	2000	2000	1999	2023	2023	2023	2044	2044	2044

N. Does the professional or academic society meet in this area?

1. First professional or academic society

[VAR: MTPROF1]

<u>RESPONSE</u>	<u>PUNCH</u>	<u>YEAR</u>								
		<u>2006-1</u>	<u>2006-2</u>	<u>2006-3</u>	<u>2008-1</u>	<u>2008-2</u>	<u>2008-3</u>	<u>2010-1</u>	<u>2010-2</u>	<u>2010-3</u>
Yes	1	0	0	29	0	0	0	0	0	0
No	2	0	0	30	0	0	0	0	0	0
Don't know	8	0	0	1	0	0	0	0	0	0
No answer	9	0	0	2	0	0	0	0	0	0
Not applicable	0	2000	2000	1938	2023	2023	2023	2044	2044	2044

2. Second professional or academic society

[VAR: MTPROF2]

<u>RESPONSE</u>	<u>PUNCH</u>	<u>YEAR</u>								
		<u>2006-1</u>	<u>2006-2</u>	<u>2006-3</u>	<u>2008-1</u>	<u>2008-2</u>	<u>2008-3</u>	<u>2010-1</u>	<u>2010-2</u>	<u>2010-3</u>
Yes	1	0	0	12	0	0	0	0	0	0
No	2	0	0	7	0	0	0	0	0	0
Don't know	8	0	0	0	0	0	0	0	0	0
No answer	9	0	0	0	0	0	0	0	0	0
Not applicable	0	2000	2000	1981	2023	2023	2023	2044	2044	2044

3. Third professional or academic society

[VAR: MTPROF3]

<u>RESPONSE</u>	<u>PUNCH</u>	<u>YEAR</u>								
		<u>2006-1</u>	<u>2006-2</u>	<u>2006-3</u>	<u>2008-1</u>	<u>2008-2</u>	<u>2008-3</u>	<u>2010-1</u>	<u>2010-2</u>	<u>2010-3</u>
Yes	1	0	0	4	0	0	0	0	0	0
No	2	0	0	5	0	0	0	0	0	0
Don't know	8	0	0	0	0	0	0	0	0	0
No answer	9	0	0	0	0	0	0	0	0	0
Not applicable	0	2000	2000	1991	2023	2023	2023	2044	2044	2044

4. Fourth professional or academic society

[VAR: MTPROF4]

<u>RESPONSE</u>	<u>PUNCH</u>	<u>YEAR</u>								
		<u>2006-1</u>	<u>2006-2</u>	<u>2006-3</u>	<u>2008-1</u>	<u>2008-2</u>	<u>2008-3</u>	<u>2010-1</u>	<u>2010-2</u>	<u>2010-3</u>
Yes	1	0	0	1	0	0	0	0	0	0
No	2	0	0	3	0	0	0	0	0	0
Don't know	8	0	0	0	0	0	0	0	0	0
No answer	9	0	0	0	0	0	0	0	0	0
Not applicable	0	2000	2000	1996	2023	2023	2023	2044	2044	2044

O. Does the church-affiliated group meet in this area?

1. First church-affiliated group

[VAR: MTCHURH1]

<u>RESPONSE</u>	<u>PUNCH</u>	<u>YEAR</u>								
		<u>2006-1</u>	<u>2006-2</u>	<u>2006-3</u>	<u>2008-1</u>	<u>2008-2</u>	<u>2008-3</u>	<u>2010-1</u>	<u>2010-2</u>	<u>2010-3</u>
Yes	1	0	0	84	0	0	0	0	0	0
No	2	0	0	17	0	0	0	0	0	0
Don't know	8	0	0	1	0	0	0	0	0	0
No answer	9	0	0	1	0	0	0	0	0	0
Not applicable	0	2000	2000	1897	2023	2023	2023	2044	2044	2044

2. Second church-affiliated group

[VAR: MTCHURH2]

<u>RESPONSE</u>	<u>PUNCH</u>	<u>YEAR</u>								
		<u>2006-1</u>	<u>2006-2</u>	<u>2006-3</u>	<u>2008-1</u>	<u>2008-2</u>	<u>2008-3</u>	<u>2010-1</u>	<u>2010-2</u>	<u>2010-3</u>
Yes	1	0	0	12	0	0	0	0	0	0
No	2	0	0	1	0	0	0	0	0	0
Don't know	8	0	0	0	0	0	0	0	0	0
No answer	9	0	0	0	0	0	0	0	0	0
Not applicable	0	2000	2000	1987	2023	2023	2023	2044	2044	2044

3. Third church-affiliated group

[VAR: MTCHURH3]

<u>RESPONSE</u>	<u>PUNCH</u>	<u>YEAR</u>								
		<u>2006-1</u>	<u>2006-2</u>	<u>2006-3</u>	<u>2008-1</u>	<u>2008-2</u>	<u>2008-3</u>	<u>2010-1</u>	<u>2010-2</u>	<u>2010-3</u>
Yes	1	0	0	2	0	0	0	0	0	0
No	2	0	0	1	0	0	0	0	0	0
Don't know	8	0	0	0	0	0	0	0	0	0
No answer	9	0	0	0	0	0	0	0	0	0
Not applicable	0	2000	2000	1997	2023	2023	2023	2044	2044	2044

4. Fourth church-affiliated group

[VAR: MTCHURH4]

<u>RESPONSE</u>	<u>PUNCH</u>	<u>YEAR</u>								
		<u>2006-1</u>	<u>2006-2</u>	<u>2006-3</u>	<u>2008-1</u>	<u>2008-2</u>	<u>2008-3</u>	<u>2010-1</u>	<u>2010-2</u>	<u>2010-3</u>
Yes	1	0	0	0	0	0	0	0	0	0
No	2	0	0	1	0	0	0	0	0	0
Don't know	8	0	0	0	0	0	0	0	0	0
No answer	9	0	0	0	0	0	0	0	0	0
Not applicable	0	2000	2000	1999	2023	2023	2023	2044	2044	2044

P. Do any of the other groups meet in this area?

1. First other group

[VAR: MTOTHER1]

<u>RESPONSE</u>	<u>PUNCH</u>	<u>YEAR</u>								
		<u>2006-1</u>	<u>2006-2</u>	<u>2006-3</u>	<u>2008-1</u>	<u>2008-2</u>	<u>2008-3</u>	<u>2010-1</u>	<u>2010-2</u>	<u>2010-3</u>
Yes	1	0	0	14	0	0	0	0	0	0
No	2	0	0	8	0	0	0	0	0	0
Don't know	8	0	0	0	0	0	0	0	0	0
No answer	9	0	0	2	0	0	0	0	0	0
Not applicable	0	2000	2000	1976	2023	2023	2023	2044	2044	2044

2. Second other group

[VAR: MTOTHER2]

<u>RESPONSE</u>	<u>PUNCH</u>	<u>YEAR</u>								
		<u>2006-1</u>	<u>2006-2</u>	<u>2006-3</u>	<u>2008-1</u>	<u>2008-2</u>	<u>2008-3</u>	<u>2010-1</u>	<u>2010-2</u>	<u>2010-3</u>
Yes	1	0	0	1	0	0	0	0	0	0
No	2	0	0	0	0	0	0	0	0	0
Don't know	8	0	0	0	0	0	0	0	0	0
No answer	9	0	0	0	0	0	0	0	0	0
Not applicable	0	2000	2000	1999	2023	2023	2023	2044	2044	2044

3. Third other group

[VAR: MTOTHER3]

<u>RESPONSE</u>	<u>PUNCH</u>	<u>YEAR</u>								
		<u>2006-1</u>	<u>2006-2</u>	<u>2006-3</u>	<u>2008-1</u>	<u>2008-2</u>	<u>2008-3</u>	<u>2010-1</u>	<u>2010-2</u>	<u>2010-3</u>
Yes	1	0	0	1	0	0	0	0	0	0
No	2	0	0	0	0	0	0	0	0	0
Don't know	8	0	0	0	0	0	0	0	0	0
No answer	9	0	0	0	0	0	0	0	0	0
Not applicable	0	2000	2000	1999	2023	2023	2023	2044	2044	2044

**Topical Module: Age
(LIVGRAND-SIBSPARS)**

632. Have you ever lived with your grandparent(s) for a period of at least four months?

[VAR: LIVGRAND]

<u>RESPONSE</u>	<u>PUNCH</u>	<u>YEAR</u>								
		<u>2006-1</u>	<u>2006-2</u>	<u>2006-3</u>	<u>2008-1</u>	<u>2008-2</u>	<u>2008-3</u>	<u>2010-1</u>	<u>2010-2</u>	<u>2010-3</u>
Yes	1	0	0	308	0	0	0	0	0	0
No	2	0	0	965	0	0	0	0	0	0
Don't know	8	0	0	0	0	0	0	0	0	0
No answer	9	0	0	3	0	0	0	0	0	0
Not applicable	0	2000	2000	724	2023	2023	2023	2044	2044	2044

A. About how old were you when you first lived together in the same household?

[VAR: AGELIVED]

<u>RESPONSE</u>	<u>PUNCH</u>	<u>YEAR</u>								
		<u>2006-1</u>	<u>2006-2</u>	<u>2006-3</u>	<u>2008-1</u>	<u>2008-2</u>	<u>2008-3</u>	<u>2010-1</u>	<u>2010-2</u>	<u>2010-3</u>
0-9	0-9	0	0	184	0	0	0	0	0	0
10-19	10-19	0	0	92	0	0	0	0	0	0
20-29	20-29	0	0	20	0	0	0	0	0	0
30-39	30-39	0	0	5	0	0	0	0	0	0
40-49	40-49	0	0	2	0	0	0	0	0	0
> 50	> 50	0	0	8	0	0	0	0	0	0
Not applicable (Punch 2 in LIVGRAND)	0	2000	2000	1689	2023	2023	2023	2044	2044	2044

633. In what year was your mother born?

[VAR: MAYRBORN]

<u>RESPONSE</u>	<u>PUNCH</u>	<u>YEAR</u>								
		<u>2006-1</u>	<u>2006-2</u>	<u>2006-3</u>	<u>2008-1</u>	<u>2008-2</u>	<u>2008-3</u>	<u>2010-1</u>	<u>2010-2</u>	<u>2010-3</u>
1860-1869	1860-1869	0	0	0	0	0	0	0	0	0
1870-1879	1870-1879	0	0	0	0	0	0	0	0	0
1880-1889	1880-1889	0	0	0	0	0	0	0	0	0
1890-1899	1890-1899	0	0	0	0	0	0	0	0	0
1900-1909	1900-1909	0	0	110	0	0	0	0	0	0
1910-1919	1910-1919	0	0	148	0	0	0	0	0	0
1920-1929	1920-1929	0	0	179	0	0	0	0	0	0
1930-1939	1930-1939	0	0	203	0	0	0	0	0	0
1940-1949	1940-1949	0	0	196	0	0	0	0	0	0
1950-1959	1950-1959	0	0	177	0	0	0	0	0	0
1960-2010	1960-2010	0	0	56	0	0	0	0	0	0
Don't know	9998	0	0	199	0	0	0	0	0	0
No Answer	9999	0	0	8	0	0	0	0	0	0
Not applicable	0	2000	2000	724	2023	2023	2023	2044	2044	2044

634. Is your mother still alive?

[VAR: MALIVE]

<u>RESPONSE</u>	<u>PUNCH</u>	<u>YEAR</u>								
		<u>2006-1</u>	<u>2006-2</u>	<u>2006-3</u>	<u>2008-1</u>	<u>2008-2</u>	<u>2008-3</u>	<u>2010-1</u>	<u>2010-2</u>	<u>2010-3</u>
Yes	1	0	0	724	0	0	0	0	0	0
No	2	0	0	548	0	0	0	0	0	0
Don't know	8	0	0	4	0	0	0	0	0	0
No Answer	9	0	0	0	0	0	0	0	0	0
Not applicable	0	2000	2000	724	2023	2023	2023	2044	2044	2044

635. In what year did she die?

[VAR: MAYRDIED]

<u>RESPONSE</u>	<u>PUNCH</u>	<u>YEAR</u>								
		<u>2006-1</u>	<u>2006-2</u>	<u>2006-3</u>	<u>2008-1</u>	<u>2008-2</u>	<u>2008-3</u>	<u>2010-1</u>	<u>2010-2</u>	<u>2010-3</u>
1900-1909	1900-1909	0	0	0	0	0	0	0	0	0
1910-1919	1910-1919	0	0	0	0	0	0	0	0	0
1920-1929	1920-1929	0	0	0	0	0	0	0	0	0
1930-1939	1930-1939	0	0	4	0	0	0	0	0	0
1940-1949	1940-1949	0	0	5	0	0	0	0	0	0
1950-1959	1950-1959	0	0	19	0	0	0	0	0	0
1960-1969	1960-2010	0	0	25	0	0	0	0	0	0
1970-1979	1970-1979	0	0	43	0	0	0	0	0	0
1980-1989	1980-1989	0	0	90	0	0	0	0	0	0
1990-1999	1990-1999	0	0	124	0	0	0	0	0	0
2000-2010	2000-2010	0	0	189	0	0	0	0	0	0
Don't know	9998	0	0	47	0	0	0	0	0	0
No Answer	9999	0	0	2	0	0	0	0	0	0
Not applicable (Punch 1 in MALIVE)	0	2000	2000	1452	2023	2023	2023	2044	2044	2044

636. Would you say her health, in general, is excellent, very good, good, fair, or poor?

[VAR: MAHLTH]

<u>RESPONSE</u>	<u>PUNCH</u>	<u>YEAR</u>								
		<u>2006-1</u>	<u>2006-2</u>	<u>2006-3</u>	<u>2008-1</u>	<u>2008-2</u>	<u>2008-3</u>	<u>2010-1</u>	<u>2010-2</u>	<u>2010-3</u>
Excellent	1	0	0	68	0	0	0	0	0	0
Very good	2	0	0	178	0	0	0	0	0	0
Good	3	0	0	185	0	0	0	0	0	0
Fair	4	0	0	200	0	0	0	0	0	0
Poor	5	0	0	89	0	0	0	0	0	0
Don't know	8	0	0	4	0	0	0	0	0	0
No answer	9	0	0	0	0	0	0	0	0	0
Not applicable (Punch 2 in MALIVE)	0	2000	2000	1276	2023	2023	2023	2044	2044	2044

637. How would you rate your relationship with your (mother/stepmother/other female relative) — excellent, very good, good, fair, or poor?

[VAR: MARELAT]

<u>RESPONSE</u>	<u>PUNCH</u>	<u>YEAR</u>								
		<u>2006-1</u>	<u>2006-2</u>	<u>2006-3</u>	<u>2008-1</u>	<u>2008-2</u>	<u>2008-3</u>	<u>2010-1</u>	<u>2010-2</u>	<u>2010-3</u>
Excellent	1	0	0	311	0	0	0	0	0	0
Very good	2	0	0	209	0	0	0	0	0	0
Good	3	0	0	118	0	0	0	0	0	0
Fair	4	0	0	53	0	0	0	0	0	0
Poor	5	0	0	30	0	0	0	0	0	0
Don't know	8	0	0	3	0	0	0	0	0	0
No answer	9	0	0	0	0	0	0	0	0	0
Not applicable (Punch 2 in MALIVE)	0	2000	2000	1276	2023	2023	2023	2044	2044	2044

638. In what year was your father born?

[VAR: PAYRBORN]

<u>RESPONSE</u>	<u>PUNCH</u>	<u>YEAR</u>								
		<u>2006-1</u>	<u>2006-2</u>	<u>2006-3</u>	<u>2008-1</u>	<u>2008-2</u>	<u>2008-3</u>	<u>2010-1</u>	<u>2010-2</u>	<u>2010-3</u>
1860-1869	1860-1869	0	0	0	0	0	0	0	0	0
1870-1879	1870-1879	0	0	0	0	0	0	0	0	0
1880-1889	1880-1889	0	0	0	0	0	0	0	0	0
1890-1899	1890-1899	0	0	0	0	0	0	0	0	0
1900-1909	1900-1909	0	0	135	0	0	0	0	0	0
1910-1919	1910-1919	0	0	160	0	0	0	0	0	0
1920-1929	1920-1929	0	0	175	0	0	0	0	0	0
1930-1939	1930-1939	0	0	185	0	0	0	0	0	0
1940-1949	1940-1949	0	0	202	0	0	0	0	0	0
1950-1959	1950-1959	0	0	140	0	0	0	0	0	0
1960-2010	1960-2010	0	0	35	0	0	0	0	0	0
Don't know	9998	0	0	235	0	0	0	0	0	0
No Answer	9999	0	0	9	0	0	0	0	0	0
Not applicable	0	2000	2000	724	2023	2023	2023	2044	2044	2044

639. Is your father still alive?

[VAR: PALIVE]

<u>RESPONSE</u>	<u>PUNCH</u>	<u>YEAR</u>								
		<u>2006-1</u>	<u>2006-2</u>	<u>2006-3</u>	<u>2008-1</u>	<u>2008-2</u>	<u>2008-3</u>	<u>2010-1</u>	<u>2010-2</u>	<u>2010-3</u>
Yes	1	0	0	569	0	0	0	0	0	0
No	2	0	0	688	0	0	0	0	0	0
Don't know	8	0	0	19	0	0	0	0	0	0
No Answer	9	0	0	0	0	0	0	0	0	0
Not applicable	0	2000	2000	724	2023	2023	2023	2044	2044	2044

640. In what year did he die?

[VAR: PAYRDIED]

<u>RESPONSE</u>	<u>PUNCH</u>	<u>YEAR</u>								
		<u>2006-1</u>	<u>2006-2</u>	<u>2006-3</u>	<u>2008-1</u>	<u>2008-2</u>	<u>2008-3</u>	<u>2010-1</u>	<u>2010-2</u>	<u>2010-3</u>
1900-1909	1900-1909	0	0	0	0	0	0	0	0	0
1910-1919	1910-1919	0	0	0	0	0	0	0	0	0
1920-1929	1920-1929	0	0	1	0	0	0	0	0	0
1930-1939	1930-1939	0	0	2	0	0	0	0	0	0
1940-1949	1940-1949	0	0	9	0	0	0	0	0	0
1950-1959	1950-1959	0	0	26	0	0	0	0	0	0
1960-1969	1960-2010	0	0	47	0	0	0	0	0	0
1970-1979	1970-1979	0	0	95	0	0	0	0	0	0
1980-1989	1980-1989	0	0	125	0	0	0	0	0	0
1990-1999	1990-1999	0	0	147	0	0	0	0	0	0
2000-2010	2000-2010	0	0	180	0	0	0	0	0	0
Don't know	9998	0	0	53	0	0	0	0	0	0
No Answer	9999	0	0	3	0	0	0	0	0	0
Not applicable (Punch 1 on PALIVE)	0	2000	2000	1312	2023	2023	2023	2044	2044	2044

641. Would you say his health, in general, is excellent, very good, good, fair, or poor?

[VAR: PAHLTH]

<u>RESPONSE</u>	<u>PUNCH</u>	<u>YEAR</u>								
		<u>2006-1</u>	<u>2006-2</u>	<u>2006-3</u>	<u>2008-1</u>	<u>2008-2</u>	<u>2008-3</u>	<u>2010-1</u>	<u>2010-2</u>	<u>2010-3</u>
Excellent	1	0	0	48	0	0	0	0	0	0
Very good	2	0	0	94	0	0	0	0	0	0
Good	3	0	0	202	0	0	0	0	0	0
Fair	4	0	0	148	0	0	0	0	0	0
Poor	5	0	0	68	0	0	0	0	0	0
Don't know	8	0	0	9	0	0	0	0	0	0
No answer	9	0	0	0	0	0	0	0	0	0
Not applicable (Punch 2 on PALIVE)	0	2000	2000	1431	2023	2023	2023	2044	2044	2044

642. How would you rate your relationship with your (father/stepfather/other male relative) — excellent, very good, good, fair, or poor?

[VAR: PARELAT]

<u>RESPONSE</u>	<u>PUNCH</u>	<u>YEAR</u>								
		<u>2006-1</u>	<u>2006-2</u>	<u>2006-3</u>	<u>2008-1</u>	<u>2008-2</u>	<u>2008-3</u>	<u>2010-1</u>	<u>2010-2</u>	<u>2010-3</u>
Excellent	1	0	0	194	0	0	0	0	0	0
Very good	2	0	0	144	0	0	0	0	0	0
Good	3	0	0	125	0	0	0	0	0	0
Fair	4	0	0	65	0	0	0	0	0	0
Poor	5	0	0	39	0	0	0	0	0	0
Don't know	8	0	0	1	0	0	0	0	0	0
No answer	9	0	0	1	0	0	0	0	0	0
Not applicable (Punch 2 on PALIVE)	0	2000	2000	1431	2023	2023	2023	2044	2044	2044

643. Do your parents live together in the same home?

FI INSTRUCTION: "PARENTS" OF INTEREST ARE THE PARENTS ABOUT WHOM YOU COLLECTED INFORMATION IN THE PRECEEDING QUESTIONS. A MOTHER LIVING WITH A SECOND HUSBAND WOULD COUNT AS "YES" ONLY IF THE SECOND HUSBAND WAS REPORTED AS THE "FATHER" IN SECTION A AND SUBSEQUENT QUESTIONS.

[VAR: PARHOME]

<u>RESPONSE</u>	<u>PUNCH</u>	<u>YEAR</u>								
		<u>2006-1</u>	<u>2006-2</u>	<u>2006-3</u>	<u>2008-1</u>	<u>2008-2</u>	<u>2008-3</u>	<u>2010-1</u>	<u>2010-2</u>	<u>2010-3</u>
Yes	1	0	0	330	0	0	0	0	0	0
No	2	0	0	160	0	0	0	0	0	0
Don't know	8	0	0	1	0	0	0	0	0	0
No answer	9	0	0	0	0	0	0	0	0	0
Not applicable (Punch 2 on MALIVE, PALIVE)	0	2000	2000	1509	2023	2023	2023	2044	2044	2044

644. Why aren't your parents living together in the same home?

[VAR: PARAPART]

<u>RESPONSE</u>	<u>PUNCH</u>	<u>YEAR</u>								
		<u>2006-1</u>	<u>2006-2</u>	<u>2006-3</u>	<u>2008-1</u>	<u>2008-2</u>	<u>2008-3</u>	<u>2010-1</u>	<u>2010-2</u>	<u>2010-3</u>
No longer married to each other	1	0	0	137	0	0	0	0	0	0
One parent lives in an institution/nursing home	2	0	0	1	0	0	0	0	0	0
Other	3	0	0	21	0	0	0	0	0	0
Don't know	8	0	0	1	0	0	0	0	0	0
No answer	9	0	0	0	0	0	0	0	0	0
Not applicable (Punch 2 on PARHOME)	0	2000	2000	1840	2023	2023	2023	2044	2044	2044

645. On a scale from 0 to 10, where "0" means you think there is absolutely no chance and "10" means the event is absolutely certain, what are the chances that:

HAND CARD F1

A. You will receive an inheritance in the next ten years?

[VAR: INHERIT]

<u>RESPONSE</u>	<u>PUNCH</u>	<u>YEAR</u>								
		<u>2006-1</u>	<u>2006-2</u>	<u>2006-3</u>	<u>2008-1</u>	<u>2008-2</u>	<u>2008-3</u>	<u>2010-1</u>	<u>2010-2</u>	<u>2010-3</u>
Absolutely no chance	0	0	0	6	0	0	0	0	0	0
1	1	0	0	694	0	0	0	0	0	0
2	2	0	0	78	0	0	0	0	0	0
3	3	0	0	76	0	0	0	0	0	0
4	4	0	0	35	0	0	0	0	0	0
5	5	0	0	132	0	0	0	0	0	0
6	6	0	0	37	0	0	0	0	0	0
7	7	0	0	51	0	0	0	0	0	0
8	8	0	0	39	0	0	0	0	0	0
9	9	0	0	19	0	0	0	0	0	0
Absolutely certain	10	0	0	94	0	0	0	0	0	0
Don't know	98	0	0	11	0	0	0	0	0	0
No answer	99	0	0	4	0	0	0	0	0	0
Not applicable	0	2000	2000	724	2023	2023	2023	2044	2044	2044

B. You will be working full-time after you reach age 62?

[VAR: WORK62]

<u>RESPONSE</u>	<u>PUNCH</u>	<u>YEAR</u>								
		<u>2006-1</u>	<u>2006-2</u>	<u>2006-3</u>	<u>2008-1</u>	<u>2008-2</u>	<u>2008-3</u>	<u>2010-1</u>	<u>2010-2</u>	<u>2010-3</u>
Absolutely no chance	0	0	0	0	0	0	0	0	0	0
1	1	0	0	216	0	0	0	0	0	0
2	2	0	0	36	0	0	0	0	0	0
3	3	0	0	55	0	0	0	0	0	0
4	4	0	0	46	0	0	0	0	0	0
5	5	0	0	142	0	0	0	0	0	0
6	6	0	0	49	0	0	0	0	0	0
7	7	0	0	78	0	0	0	0	0	0
8	8	0	0	71	0	0	0	0	0	0
9	9	0	0	42	0	0	0	0	0	0
Absolutely certain	10	0	0	192	0	0	0	0	0	0
Don't know	98	0	0	11	0	0	0	0	0	0
No answer	99	0	0	0	0	0	0	0	0	0
Not applicable (Punch 63 or higher in AGE)	0	2000	2000	1062	2023	2023	2023	2044	2044	2044

C. You will be working full-time after you reach age 65?

[VAR: WORK65]

<u>RESPONSE</u>	<u>PUNCH</u>	<u>YEAR</u>								
		<u>2006-1</u>	<u>2006-2</u>	<u>2006-3</u>	<u>2008-1</u>	<u>2008-2</u>	<u>2008-3</u>	<u>2010-1</u>	<u>2010-2</u>	<u>2010-3</u>
Absolutely no chance	0	0	0	1	0	0	0	0	0	0
1	1	0	0	370	0	0	0	0	0	0
2	2	0	0	65	0	0	0	0	0	0
3	3	0	0	65	0	0	0	0	0	0
4	4	0	0	46	0	0	0	0	0	0
5	5	0	0	137	0	0	0	0	0	0
6	6	0	0	50	0	0	0	0	0	0
7	7	0	0	64	0	0	0	0	0	0
8	8	0	0	67	0	0	0	0	0	0
9	9	0	0	26	0	0	0	0	0	0
Absolutely certain	10	0	0	117	0	0	0	0	0	0
Don't know	98	0	0	10	0	0	0	0	0	0
No answer	99	0	0	1	0	0	0	0	0	0
Not applicable (Punch 66 or higher in AGE)	0	2000	2000	981	2023	2023	2023	2044	2044	2044

D. You will be working full-time after you reach age 75?

[VAR: LIVE75]

<u>RESPONSE</u>	<u>PUNCH</u>	<u>YEAR</u>								
		<u>2006-1</u>	<u>2006-2</u>	<u>2006-3</u>	<u>2008-1</u>	<u>2008-2</u>	<u>2008-3</u>	<u>2010-1</u>	<u>2010-2</u>	<u>2010-3</u>
Absolutely no chance	0	0	0	0	0	0	0	0	0	0
1	1	0	0	87	0	0	0	0	0	0
2	2	0	0	24	0	0	0	0	0	0
3	3	0	0	43	0	0	0	0	0	0
4	4	0	0	40	0	0	0	0	0	0
5	5	0	0	254	0	0	0	0	0	0
6	6	0	0	65	0	0	0	0	0	0
7	7	0	0	122	0	0	0	0	0	0
8	8	0	0	180	0	0	0	0	0	0
9	9	0	0	63	0	0	0	0	0	0
Absolutely certain	10	0	0	259	0	0	0	0	0	0
Don't know	98	0	0	24	0	0	0	0	0	0
No answer	99	0	0	0	0	0	0	0	0	0
Not applicable (Punch 76 or higher in AGE)	0	2000	2000	839	2023	2023	2023	2044	2044	2044

E. You will be working full-time after you reach age 85?

[VAR: LIVE85]

<u>RESPONSE</u>	<u>PUNCH</u>	<u>YEAR</u>								
		<u>2006-1</u>	<u>2006-2</u>	<u>2006-3</u>	<u>2008-1</u>	<u>2008-2</u>	<u>2008-3</u>	<u>2010-1</u>	<u>2010-2</u>	<u>2010-3</u>
Absolutely no chance	0	0	0	1	0	0	0	0	0	0
1	1	0	0	192	0	0	0	0	0	0
2	2	0	0	78	0	0	0	0	0	0
3	3	0	0	119	0	0	0	0	0	0
4	4	0	0	85	0	0	0	0	0	0
5	5	0	0	252	0	0	0	0	0	0
6	6	0	0	83	0	0	0	0	0	0
7	7	0	0	103	0	0	0	0	0	0
8	8	0	0	103	0	0	0	0	0	0
9	9	0	0	53	0	0	0	0	0	0
Absolutely certain	10	0	0	139	0	0	0	0	0	0
Don't know	98	0	0	34	0	0	0	0	0	0
No answer	99	0	0	1	0	0	0	0	0	0
Not applicable (Punch 86 or higher in AGE)	0	2000	2000	757	2023	2023	2023	2044	2044	2044

F. You will live with an adult child at some point in the future?

[VAR: LIVEKID]

<u>RESPONSE</u>	<u>PUNCH</u>	<u>YEAR</u>								
		<u>2006-1</u>	<u>2006-2</u>	<u>2006-3</u>	<u>2008-1</u>	<u>2008-2</u>	<u>2008-3</u>	<u>2010-1</u>	<u>2010-2</u>	<u>2010-3</u>
Absolutely no chance	0	0	0	2	0	0	0	0	0	0
1	1	0	0	410	0	0	0	0	0	0
2	2	0	0	87	0	0	0	0	0	0
3	3	0	0	111	0	0	0	0	0	0
4	4	0	0	75	0	0	0	0	0	0
5	5	0	0	228	0	0	0	0	0	0
6	6	0	0	57	0	0	0	0	0	0
7	7	0	0	73	0	0	0	0	0	0
8	8	0	0	56	0	0	0	0	0	0
9	9	0	0	27	0	0	0	0	0	0
Absolutely certain	10	0	0	123	0	0	0	0	0	0
Don't know	98	0	0	27	0	0	0	0	0	0
No answer	99	0	0	0	0	0	0	0	0	0
Not applicable	0	2000	2000	724	2023	2023	2023	2044	2044	2044

REMARKS: Hand Card F1 contained punches 0-10.

646. When you think about the future, do you think Social Security benefits will be much better than those now paid to retirees, somewhat better, about the same, somewhat worse, or much worse?

FI INSTRUCTION: IF RESPONDENTS DO NOT KNOW WHAT SOCIAL SECURITY IS, PROVIDE A BRIEF DESCRIPTION SUCH AS:
"Social Security is a U.S. government program that provides retirement income to older adults."

[VAR: SOCSECHK]

<u>RESPONSE</u>	<u>PUNCH</u>	<u>YEAR</u>								
		<u>2006-1</u>	<u>2006-2</u>	<u>2006-3</u>	<u>2008-1</u>	<u>2008-2</u>	<u>2008-3</u>	<u>2010-1</u>	<u>2010-2</u>	<u>2010-3</u>
Much better	1	0	0	28	0	0	0	0	0	0
Somewhat better	2	0	0	95	0	0	0	0	0	0
About the same	3	0	0	252	0	0	0	0	0	0
Somewhat worse	4	0	0	434	0	0	0	0	0	0
Much worse	5	0	0	439	0	0	0	0	0	0
Don't know	8	0	0	27	0	0	0	0	0	0
No answer	9	0	0	0	0	0	0	0	0	0
Not applicable	0	2000	2000	725	2023	2023	2023	2044	2044	2044

647. How satisfied are you with the Social Security benefits you receive? Very satisfied, somewhat satisfied, neither satisfied nor dissatisfied, somewhat dissatisfied, very dissatisfied?

[VAR: SOCSECOK]

<u>RESPONSE</u>	<u>PUNCH</u>	<u>YEAR</u>								
		<u>2006-1</u>	<u>2006-2</u>	<u>2006-3</u>	<u>2008-1</u>	<u>2008-2</u>	<u>2008-3</u>	<u>2010-1</u>	<u>2010-2</u>	<u>2010-3</u>
Very satisfied	1	0	0	51	0	0	0	0	0	0
Somewhat satisfied	2	0	0	120	0	0	0	0	0	0
Neither satisfied nor dissatisfied	3	0	0	30	0	0	0	0	0	0
Somewhat dissatisfied	4	0	0	29	0	0	0	0	0	0
Very dissatisfied	5	0	0	20	0	0	0	0	0	0
Does not receive social security	6	0	0	7	0	0	0	0	0	0
Don't know	8	0	0	0	0	0	0	0	0	0
No answer	9	0	0	39	0	0	0	0	0	0
Not applicable (Punch 18-64 in AGE)	0	2000	2000	1704	2023	2023	2023	2044	2044	2044

648. When you think about the future, do you think Medicare benefits will be much better than those now paid to Medicare beneficiaries, somewhat better, about the same, somewhat worse, or much worse?

FI INSTRUCTION: IF RESPONDENTS DO NOT KNOW WHAT MEDICARE IS, PROVIDE A BRIEF DESCRIPTION SUCH AS:
"Medicare is the U.S. government's health insurance program for older adults."

[VAR: MEDCHCK]

<u>RESPONSE</u>	<u>PUNCH</u>	<u>YEAR</u>								
		<u>2006-1</u>	<u>2006-2</u>	<u>2006-3</u>	<u>2008-1</u>	<u>2008-2</u>	<u>2008-3</u>	<u>2010-1</u>	<u>2010-2</u>	<u>2010-3</u>
Much better	1	0	0	43	0	0	0	0	0	0
Somewhat better	2	0	0	184	0	0	0	0	0	0
About the same	3	0	0	286	0	0	0	0	0	0
Somewhat worse	4	0	0	426	0	0	0	0	0	0
Much worse	5	0	0	305	0	0	0	0	0	0
Don't know	8	0	0	32	0	0	0	0	0	0
No answer	9	0	0	0	0	0	0	0	0	0
Not applicable	0	2000	2000	724	2023	2023	2023	2044	2044	2044

649. How satisfied are you with the Medicare benefits you receive? Very satisfied, somewhat satisfied, neither satisfied nor dissatisfied, somewhat dissatisfied, very dissatisfied?

[VAR: MEDOK]

<u>RESPONSE</u>	<u>PUNCH</u>	<u>YEAR</u>								
		<u>2006-1</u>	<u>2006-2</u>	<u>2006-3</u>	<u>2008-1</u>	<u>2008-2</u>	<u>2008-3</u>	<u>2010-1</u>	<u>2010-2</u>	<u>2010-3</u>
Very satisfied	1	0	0	72	0	0	0	0	0	0
Somewhat satisfied	2	0	0	120	0	0	0	0	0	0
Neither satisfied nor dissatisfied	3	0	0	23	0	0	0	0	0	0
Somewhat dissatisfied	4	0	0	17	0	0	0	0	0	0
Very dissatisfied	5	0	0	11	0	0	0	0	0	0
Does not receive social security	6	0	0	10	0	0	0	0	0	0
Don't know	8	0	0	4	0	0	0	0	0	0
No answer	9	0	0	0	0	0	0	0	0	0
Not applicable (Punch 18-64 in AGE)	0	2000	2000	1743	2023	2023	2023	2044	2044	2044

650. Next we would like to talk about your feelings about getting older. Please indicate how strongly you agree or disagree with the following statements.

HAND CARD F2

A. I worry about not being able to get around on my own as I get older.

[VAR: IMMOBILE]

<u>RESPONSE</u>	<u>PUNCH</u>	<u>YEAR</u>								
		<u>2006-1</u>	<u>2006-2</u>	<u>2006-3</u>	<u>2008-1</u>	<u>2008-2</u>	<u>2008-3</u>	<u>2010-1</u>	<u>2010-2</u>	<u>2010-3</u>
Strongly agree	1	0	0	226	0	0	0	0	0	0
Agree	2	0	0	419	0	0	0	0	0	0
Neither agree nor disagree	3	0	0	292	0	0	0	0	0	0
Disagree, or	4	0	0	240	0	0	0	0	0	0
Strongly disagree?	5	0	0	94	0	0	0	0	0	0
Don't know	8	0	0	5	0	0	0	0	0	0
No answer	9	0	0	0	0	0	0	0	0	0
Not applicable	0	2000	2000	724	2023	2023	2023	2044	2044	2044

B. I worry others will have to make decisions for me as I get older.

[VAR: DECIDING]

<u>RESPONSE</u>	<u>PUNCH</u>	<u>YEAR</u>								
		<u>2006-1</u>	<u>2006-2</u>	<u>2006-3</u>	<u>2008-1</u>	<u>2008-2</u>	<u>2008-3</u>	<u>2010-1</u>	<u>2010-2</u>	<u>2010-3</u>
Strongly agree	1	0	0	158	0	0	0	0	0	0
Agree	2	0	0	422	0	0	0	0	0	0
Neither agree nor disagree	3	0	0	304	0	0	0	0	0	0
Disagree, or	4	0	0	314	0	0	0	0	0	0
Strongly disagree?	5	0	0	73	0	0	0	0	0	0
Don't know	8	0	0	5	0	0	0	0	0	0
No answer	9	0	0	0	0	0	0	0	0	0
Not applicable	0	2000	2000	724	2023	2023	2023	2044	2044	2044

C. Financial dependence on others is one of my greatest fears about old age.

[VAR: FINDEPND]

<u>RESPONSE</u>	<u>PUNCH</u>	<u>YEAR</u>								
		<u>2006-1</u>	<u>2006-2</u>	<u>2006-3</u>	<u>2008-1</u>	<u>2008-2</u>	<u>2008-3</u>	<u>2010-1</u>	<u>2010-2</u>	<u>2010-3</u>
Strongly agree	1	0	0	226	0	0	0	0	0	0
Agree	2	0	0	364	0	0	0	0	0	0
Neither agree nor disagree	3	0	0	205	0	0	0	0	0	0
Disagree, or	4	0	0	358	0	0	0	0	0	0
Strongly disagree?	5	0	0	118	0	0	0	0	0	0
Don't know	8	0	0	4	0	0	0	0	0	0
No answer	9	0	0	1	0	0	0	0	0	0
Not applicable	0	2000	2000	724	2023	2023	2023	2044	2044	2044

D. I worry that if I run out of money or health insurance I will get second class health care.

[VAR: PAYHLTH]

<u>RESPONSE</u>	<u>PUNCH</u>	<u>YEAR</u>								
		<u>2006-1</u>	<u>2006-2</u>	<u>2006-3</u>	<u>2008-1</u>	<u>2008-2</u>	<u>2008-3</u>	<u>2010-1</u>	<u>2010-2</u>	<u>2010-3</u>
Strongly agree	1	0	0	268	0	0	0	0	0	0
Agree	2	0	0	477	0	0	0	0	0	0
Neither agree nor disagree	3	0	0	208	0	0	0	0	0	0
Disagree, or	4	0	0	244	0	0	0	0	0	0
Strongly disagree?	5	0	0	69	0	0	0	0	0	0
Don't know	8	0	0	10	0	0	0	0	0	0
No answer	9	0	0	0	0	0	0	0	0	0
Not applicable	0	2000	2000	724	2023	2023	2023	2044	2044	2044

E. I worry that I will have to live with my adult children when I am older.

[VAR: WITHKIDS]

<u>RESPONSE</u>	<u>PUNCH</u>	<u>YEAR</u>								
		<u>2006-1</u>	<u>2006-2</u>	<u>2006-3</u>	<u>2008-1</u>	<u>2008-2</u>	<u>2008-3</u>	<u>2010-1</u>	<u>2010-2</u>	<u>2010-3</u>
Strongly agree	1	0	0	114	0	0	0	0	0	0
Agree	2	0	0	245	0	0	0	0	0	0
Neither agree nor disagree	3	0	0	304	0	0	0	0	0	0
Disagree, or	4	0	0	392	0	0	0	0	0	0
Strongly disagree?	5	0	0	202	0	0	0	0	0	0
Don't know	8	0	0	14	0	0	0	0	0	0
No answer	9	0	0	5	0	0	0	0	0	0
Not applicable	0	2000	2000	724	2023	2023	2023	2044	2044	2044

F. I worry that I will not be able to live with my adult children when I am older.

[VAR: WOKIDS]

<u>RESPONSE</u>	<u>PUNCH</u>	<u>YEAR</u>								
		<u>2006-1</u>	<u>2006-2</u>	<u>2006-3</u>	<u>2008-1</u>	<u>2008-2</u>	<u>2008-3</u>	<u>2010-1</u>	<u>2010-2</u>	<u>2010-3</u>
Strongly agree	1	0	0	68	0	0	0	0	0	0
Agree	2	0	0	160	0	0	0	0	0	0
Neither agree nor disagree	3	0	0	337	0	0	0	0	0	0
Disagree, or	4	0	0	465	0	0	0	0	0	0
Strongly disagree?	5	0	0	223	0	0	0	0	0	0
Don't know	8	0	0	17	0	0	0	0	0	0
No answer	9	0	0	6	0	0	0	0	0	0
Not applicable	0	2000	2000	724	2023	2023	2023	2044	2044	2044

REMARKS: Hand Card F2 contained punches 1-5.

651. Next, please indicate how much you agree or disagree with the following statements:

HAND CARD F2

A. Adult children have a duty to look after their elderly parents

[VAR: KIDSPARS]

<u>RESPONSE</u>	<u>PUNCH</u>	<u>YEAR</u>								
		<u>2006-1</u>	<u>2006-2</u>	<u>2006-3</u>	<u>2008-1</u>	<u>2008-2</u>	<u>2008-3</u>	<u>2010-1</u>	<u>2010-2</u>	<u>2010-3</u>
Strongly agree	1	0	0	238	0	0	0	0	0	0
Agree	2	0	0	503	0	0	0	0	0	0
Neither agree nor disagree	3	0	0	220	0	0	0	0	0	0
Disagree, or	4	0	0	235	0	0	0	0	0	0
Strongly disagree?	5	0	0	73	0	0	0	0	0	0
Don't know	8	0	0	7	0	0	0	0	0	0
No answer	9	0	0	0	0	0	0	0	0	0
Not applicable	0	2000	2000	724	2023	2023	2023	2044	2044	2044

B. Parents ought to provide financial help to their adult children when the children are having financial difficulty.

[VAR: HELPKIDS]

<u>RESPONSE</u>	<u>PUNCH</u>	<u>YEAR</u>								
		<u>2006-1</u>	<u>2006-2</u>	<u>2006-3</u>	<u>2008-1</u>	<u>2008-2</u>	<u>2008-3</u>	<u>2010-1</u>	<u>2010-2</u>	<u>2010-3</u>
Strongly agree	1	0	0	89	0	0	0	0	0	0
Agree	2	0	0	558	0	0	0	0	0	0
Neither agree nor disagree	3	0	0	363	0	0	0	0	0	0
Disagree, or	4	0	0	216	0	0	0	0	0	0
Strongly disagree?	5	0	0	43	0	0	0	0	0	0
Don't know	8	0	0	7	0	0	0	0	0	0
No answer	9	0	0	0	0	0	0	0	0	0
Not applicable	0	2000	2000	724	2023	2023	2023	2044	2044	2044

C. Adult children ought to provide financial help to aging parents when their parents are having financial difficulty.

[VAR: HELPPARS]

<u>RESPONSE</u>	<u>PUNCH</u>	<u>YEAR</u>								
		<u>2006-1</u>	<u>2006-2</u>	<u>2006-3</u>	<u>2008-1</u>	<u>2008-2</u>	<u>2008-3</u>	<u>2010-1</u>	<u>2010-2</u>	<u>2010-3</u>
Strongly agree	1	0	0	157	0	0	0	0	0	0
Agree	2	0	0	648	0	0	0	0	0	0
Neither agree nor disagree	3	0	0	292	0	0	0	0	0	0
Disagree, or	4	0	0	149	0	0	0	0	0	0
Strongly disagree?	5	0	0	25	0	0	0	0	0	0
Don't know	8	0	0	5	0	0	0	0	0	0
No answer	9	0	0	0	0	0	0	0	0	0
Not applicable	0	2000	2000	724	2023	2023	2023	2044	2044	2044

D. Grandparents should look after their grandchildren if the parents of these grandchildren are unable to do so.

[VAR: GRANKIDS]

<u>RESPONSE</u>	<u>PUNCH</u>	<u>YEAR</u>								
		<u>2006-1</u>	<u>2006-2</u>	<u>2006-3</u>	<u>2008-1</u>	<u>2008-2</u>	<u>2008-3</u>	<u>2010-1</u>	<u>2010-2</u>	<u>2010-3</u>
Strongly agree	1	0	0	166	0	0	0	0	0	0
Agree	2	0	0	694	0	0	0	0	0	0
Neither agree nor disagree	3	0	0	254	0	0	0	0	0	0
Disagree, or	4	0	0	131	0	0	0	0	0	0
Strongly disagree?	5	0	0	23	0	0	0	0	0	0
Don't know	8	0	0	7	0	0	0	0	0	0
No answer	9	0	0	1	0	0	0	0	0	0
Not applicable	0	2000	2000	724	2023	2023	2023	2044	2044	2044

E. The responsibility for helping elderly parents should be shared equally between adult sons and adult daughters.

[VAR: SIBSPARS]

<u>RESPONSE</u>	<u>PUNCH</u>	<u>YEAR</u>								
		<u>2006-1</u>	<u>2006-2</u>	<u>2006-3</u>	<u>2008-1</u>	<u>2008-2</u>	<u>2008-3</u>	<u>2010-1</u>	<u>2010-2</u>	<u>2010-3</u>
Strongly agree	1	0	0	365	0	0	0	0	0	0
Agree	2	0	0	762	0	0	0	0	0	0
Neither agree nor disagree	3	0	0	108	0	0	0	0	0	0
Disagree, or	4	0	0	32	0	0	0	0	0	0
Strongly disagree?	5	0	0	5	0	0	0	0	0	0
Don't know	8	0	0	4	0	0	0	0	0	0
No answer	9	0	0	0	0	0	0	0	0	0
Not applicable	0	2000	2000	724	2023	2023	2023	2044	2044	2044

REMARKS: Hand Card F2 contained punches 1-5.

**Topical Module: Terrorism Preparedness
(DONE911A-DONEELSE)**

Community-wide disasters happen, and these happen for a variety of reasons, such as acts of nature, terrorism, industrial accidents, and other causes.

652. Do you know anyone who has done any of the following things because of terrorism since September 11th, 2001?
Have you, or anyone you know developed emergency plans (evacuation, meeting places)?

FI PROBE: IF RESPONDENT ANSWERS 'YES,' ASK: 'Was this you, someone you know, or both yourself and someone you know?'

[VAR: DONE911A]

<u>RESPONSE</u>	<u>PUNCH</u>	<u>YEAR</u>								
		<u>2006-1</u>	<u>2006-2</u>	<u>2006-3</u>	<u>2008-1</u>	<u>2008-2</u>	<u>2008-3</u>	<u>2010-1</u>	<u>2010-2</u>	<u>2010-3</u>
No	0	0	0	0	1029	0	0	0	0	0
Yes, respondent	1	0	0	0	69	0	0	0	0	0
Yes, someone respondent knows	2	0	0	0	135	0	0	0	0	0
Yes, both respondent and someone respondent knows	3	0	0	0	105	0	0	0	0	0
Don't know	8	0	0	0	9	0	0	0	0	0
No answer	9	0	0	0	5	0	0	0	0	0
Not applicable	-1	2000	2000	2000	671	2023	2023	2044	2044	2044

653. How effective do you think developing emergency plans (evacuation, meeting places) is for people dealing with terrorism?

Would you say 1, not at all effective, 5, extremely effective, or you may use any number in between?

[VAR: EFF911A]

<u>RESPONSE</u>	<u>PUNCH</u>	<u>YEAR</u>								
		<u>2006-1</u>	<u>2006-2</u>	<u>2006-3</u>	<u>2008-1</u>	<u>2008-2</u>	<u>2008-3</u>	<u>2010-1</u>	<u>2010-2</u>	<u>2010-3</u>
1 Not at all effective	1	0	0	0	167	0	0	0	0	0
2	2	0	0	0	135	0	0	0	0	0
3	3	0	0	0	430	0	0	0	0	0
4	4	0	0	0	197	0	0	0	0	0
5 Extremely Effective	5	0	0	0	351	0	0	0	0	0
Don't know	8	0	0	0	67	0	0	0	0	0
No answer	9	0	0	0	5	0	0	0	0	0
Not applicable	0	2000	2000	2000	671	2023	2023	2044	2044	2044

654. (Do you know anyone who has done any of the following things because of terrorism since September 11th, 2001?)

Have you, or anyone you know stockpiled supplies (food, water, antibiotics, etc.)?

FI PROBE: IF RESPONDENT ANSWERS 'YES,' ASK; 'Was this you, someone you know, or both yourself and someone you know?'

[VAR: DONE911B]

<u>RESPONSE</u>	<u>PUNCH</u>	<u>YEAR</u>								
		<u>2006-1</u>	<u>2006-2</u>	<u>2006-3</u>	<u>2008-1</u>	<u>2008-2</u>	<u>2008-3</u>	<u>2010-1</u>	<u>2010-2</u>	<u>2010-3</u>
No	0	0	0	0	1050	0	0	0	0	0
Yes, respondent	1	0	0	0	72	0	0	0	0	0
Yes, someone respondent knows	2	0	0	0	148	0	0	0	0	0
Yes, both respondent and someone respondent knows	3	0	0	0	72	0	0	0	0	0
Don't know	8	0	0	0	6	0	0	0	0	0
No answer	9	0	0	0	4	0	0	0	0	0
Not applicable	-1	2000	2000	2000	671	2023	2023	2044	2044	2044

655. How effective do you think stockpiling supplies (food, water, antibiotics, etc.) is for people dealing with terrorism?

(Would you say 1, not at all effective, 5, extremely effective, or you may use any number in between?)

[VAR: EFF911B]

<u>RESPONSE</u>	<u>PUNCH</u>	<u>YEAR</u>								
		<u>2006-1</u>	<u>2006-2</u>	<u>2006-3</u>	<u>2008-1</u>	<u>2008-2</u>	<u>2008-3</u>	<u>2010-1</u>	<u>2010-2</u>	<u>2010-3</u>
1 Not at all effective	1	0	0	0	272	0	0	0	0	0
2	2	0	0	0	166	0	0	0	0	0
3	3	0	0	0	401	0	0	0	0	0
4	4	0	0	0	164	0	0	0	0	0
5 Extremely Effective	5	0	0	0	275	0	0	0	0	0
Don't know	8	0	0	0	69	0	0	0	0	0
No answer	9	0	0	0	5	0	0	0	0	0
Not applicable	0	2000	2000	2000	671	2023	2023	2044	2044	2044

656. (Do you know anyone who has done any of the following things because of terrorism since September 11th, 2001?)

Have you, or anyone you know purchased things to make them safer (gas masks, duct tape, things to make their house safer, etc.)?

FI PROBE: IF RESPONDENT ANSWERS 'YES,' ASK; 'Was this you, someone you know, or both yourself and someone you know?'

[VAR: DONE911C]

<u>RESPONSE</u>	<u>PUNCH</u>	<u>YEAR</u>								
		<u>2006-1</u>	<u>2006-2</u>	<u>2006-3</u>	<u>2008-1</u>	<u>2008-2</u>	<u>2008-3</u>	<u>2010-1</u>	<u>2010-2</u>	<u>2010-3</u>
No	0	0	0	0	1157	0	0	0	0	0
Yes, respondent	1	0	0	0	38	0	0	0	0	0
Yes, someone respondent knows	2	0	0	0	98	0	0	0	0	0
Yes, both respondent and someone respondent knows	3	0	0	0	47	0	0	0	0	0
Don't know	8	0	0	0	7	0	0	0	0	0
No answer	9	0	0	0	5	0	0	0	0	0
Not applicable	-1	2000	2000	2000	671	2023	2023	2044	2044	2044

657. How effective do you think purchasing things to make them safer (gas masks, duct tape, things to make their house safer, etc.) is for people dealing with terrorism?

(Would you say 1, not at all effective, 5, extremely effective, or you may use any number in between?)

[VAR: EFF911C]

<u>RESPONSE</u>	<u>PUNCH</u>	<u>YEAR</u>								
		<u>2006-1</u>	<u>2006-2</u>	<u>2006-3</u>	<u>2008-1</u>	<u>2008-2</u>	<u>2008-3</u>	<u>2010-1</u>	<u>2010-2</u>	<u>2010-3</u>
1 Not at all effective	1	0	0	0	378	0	0	0	0	0
2	2	0	0	0	186	0	0	0	0	0
3	3	0	0	0	373	0	0	0	0	0
4	4	0	0	0	139	0	0	0	0	0
5 Extremely Effective	5	0	0	0	202	0	0	0	0	0
Don't know	8	0	0	0	69	0	0	0	0	0
No answer	9	0	0	0	5	0	0	0	0	0
Not applicable	0	2000	2000	2000	671	2023	2023	2044	2044	2044

658. (Do you know anyone who has done any of the following things because of terrorism since September 11th, 2001?)

Have you, or anyone you know learned where to get more information about terrorism?

FI PROBE: IF RESPONDENT ANSWERS 'YES,' ASK; 'Was this you, someone you know, or both yourself and someone you know?'

[VAR: DONE911D]

<u>RESPONSE</u>	<u>PUNCH</u>	<u>YEAR</u>								
		<u>2006-1</u>	<u>2006-2</u>	<u>2006-3</u>	<u>2008-1</u>	<u>2008-2</u>	<u>2008-3</u>	<u>2010-1</u>	<u>2010-2</u>	<u>2010-3</u>
No	0	0	0	0	927	0	0	0	0	0
Yes, respondent	1	0	0	0	164	0	0	0	0	0
Yes, someone respondent knows	2	0	0	0	78	0	0	0	0	0
Yes, both respondent and someone respondent knows	3	0	0	0	165	0	0	0	0	0
Don't know	8	0	0	0	13	0	0	0	0	0
No answer	9	0	0	0	5	0	0	0	0	0
Not applicable	-1	2000	2000	2000	671	2023	2023	2044	2044	2044

659. How effective do you think learning where to get more information about terrorism is for people dealing with terrorism?

(Would you say 1, not at all effective, 5, extremely effective, or you may use any number in between?)

[VAR: EFF911D]

<u>RESPONSE</u>	<u>PUNCH</u>	<u>YEAR</u>								
		<u>2006-1</u>	<u>2006-2</u>	<u>2006-3</u>	<u>2008-1</u>	<u>2008-2</u>	<u>2008-3</u>	<u>2010-1</u>	<u>2010-2</u>	<u>2010-3</u>
1 Not at all effective	1	0	0	0	231	0	0	0	0	0
2	2	0	0	0	128	0	0	0	0	0
3	3	0	0	0	352	0	0	0	0	0
4	4	0	0	0	216	0	0	0	0	0
5 Extremely Effective	5	0	0	0	343	0	0	0	0	0
Don't know	8	0	0	0	75	0	0	0	0	0
No answer	9	0	0	0	7	0	0	0	0	0
Not applicable	0	2000	2000	2000	671	2023	2023	2044	2044	2044

660. (Do you know anyone who has done any of the following things because of terrorism since September 11th, 2001?)

Have you, or anyone you know duplicated important documents (birth certificate, medication prescriptions, and passports)?

FI PROBE: IF RESPONDENT ANSWERS 'YES,' ASK; 'Was this you, someone you know, or both yourself and someone you know?'

[VAR: DONE911E]

<u>RESPONSE</u>	<u>PUNCH</u>	<u>YEAR</u>								
		<u>2006-1</u>	<u>2006-2</u>	<u>2006-3</u>	<u>2008-1</u>	<u>2008-2</u>	<u>2008-3</u>	<u>2010-1</u>	<u>2010-2</u>	<u>2010-3</u>
No	0	0	0	0	1113	0	0	0	0	0
Yes, respondent	1	0	0	0	89	0	0	0	0	0
Yes, someone respondent knows	2	0	0	0	33	0	0	0	0	0
Yes, both respondent and someone respondent knows	3	0	0	0	99	0	0	0	0	0
Don't know	8	0	0	0	13	0	0	0	0	0
No answer	9	0	0	0	5	0	0	0	0	0
Not applicable	-1	2000	2000	2000	671	2023	2023	2044	2044	2044

661. How effective do you think duplicating important documents (birth certificate, medication prescriptions, and passports) is for people dealing with terrorism?

(Would you say 1, not at all effective, 5, extremely effective, or you may use any number in between?)

[VAR: EFF911E]

<u>RESPONSE</u>	<u>PUNCH</u>	<u>YEAR</u>								
		<u>2006-1</u>	<u>2006-2</u>	<u>2006-3</u>	<u>2008-1</u>	<u>2008-2</u>	<u>2008-3</u>	<u>2010-1</u>	<u>2010-2</u>	<u>2010-3</u>
1 Not at all effective	1	0	0	0	356	0	0	0	0	0
2	2	0	0	0	132	0	0	0	0	0
3	3	0	0	0	291	0	0	0	0	0
4	4	0	0	0	178	0	0	0	0	0
5 Extremely Effective	5	0	0	0	306	0	0	0	0	0
Don't know	8	0	0	0	82	0	0	0	0	0
No answer	9	0	0	0	7	0	0	0	0	0
Not applicable	0	2000	2000	2000	671	2023	2023	2044	2044	2044

662. (Do you know anyone who has done any of the following things because of terrorism since September 11th, 2001?)

Have you, or anyone you know reduced airplane travel?

FI PROBE: IF RESPONDENT ANSWERS 'YES,' ASK; 'Was this you, someone you know, or both yourself and someone you know?'

[VAR: DONE911F]

<u>RESPONSE</u>	<u>PUNCH</u>	<u>YEAR</u>								
		<u>2006-1</u>	<u>2006-2</u>	<u>2006-3</u>	<u>2008-1</u>	<u>2008-2</u>	<u>2008-3</u>	<u>2010-1</u>	<u>2010-2</u>	<u>2010-3</u>
No	0	0	0	0	1098	0	0	0	0	0
Yes, respondent	1	0	0	0	83	0	0	0	0	0
Yes, someone respondent knows	2	0	0	0	103	0	0	0	0	0
Yes, both respondent and someone respondent knows	3	0	0	0	55	0	0	0	0	0
Don't know	8	0	0	0	8	0	0	0	0	0
No answer	9	0	0	0	5	0	0	0	0	0
Not applicable	-1	2000	2000	2000	671	2023	2023	2044	2044	2044

663. How effective do you think reducing airplane travel is for people dealing with terrorism?

(Would you say 1, not at all effective, 5, extremely effective, or you may use any number in between?)

[VAR: EFF911F]

<u>RESPONSE</u>	<u>PUNCH</u>	<u>YEAR</u>								
		<u>2006-1</u>	<u>2006-2</u>	<u>2006-3</u>	<u>2008-1</u>	<u>2008-2</u>	<u>2008-3</u>	<u>2010-1</u>	<u>2010-2</u>	<u>2010-3</u>
1 Not at all effective	1	0	0	0	697	0	0	0	0	0
2	2	0	0	0	163	0	0	0	0	0
3	3	0	0	0	225	0	0	0	0	0
4	4	0	0	0	57	0	0	0	0	0
5 Extremely Effective	5	0	0	0	114	0	0	0	0	0
Don't know	8	0	0	0	89	0	0	0	0	0
No answer	9	0	0	0	7	0	0	0	0	0
Not applicable	0	2000	2000	2000	671	2023	2023	2044	2044	2044

664. (Do you know anyone who has done any of the following things because of terrorism since September 11th, 2001?)

Have you, or anyone you know reduced travel by train?

FI PROBE: IF RESPONDENT ANSWERS 'YES,' ASK; 'Was this you, someone you know, or both yourself and someone you know?'

[VAR: DONE911G]

<u>RESPONSE</u>	<u>PUNCH</u>	<u>YEAR</u>								
		<u>2006-1</u>	<u>2006-2</u>	<u>2006-3</u>	<u>2008-1</u>	<u>2008-2</u>	<u>2008-3</u>	<u>2010-1</u>	<u>2010-2</u>	<u>2010-3</u>
No	0	0	0	0	1300	0	0	0	0	0
Yes, respondent	1	0	0	0	16	0	0	0	0	0
Yes, someone respondent knows	2	0	0	0	12	0	0	0	0	0
Yes, both respondent and someone respondent knows	3	0	0	0	6	0	0	0	0	0
Don't know	8	0	0	0	13	0	0	0	0	0
No answer	9	0	0	0	5	0	0	0	0	0
Not applicable	-1	2000	2000	2000	671	2023	2023	2044	2044	2044

665. How effective do you think reducing travel by train is for people dealing with terrorism?

(Would you say 1, not at all effective, 5, extremely effective, or you may use any number in between?)

[VAR: EFF911G]

<u>RESPONSE</u>	<u>PUNCH</u>	<u>YEAR</u>								
		<u>2006-1</u>	<u>2006-2</u>	<u>2006-3</u>	<u>2008-1</u>	<u>2008-2</u>	<u>2008-3</u>	<u>2010-1</u>	<u>2010-2</u>	<u>2010-3</u>
1 Not at all effective	1	0	0	0	788	0	0	0	0	0
2	2	0	0	0	146	0	0	0	0	0
3	3	0	0	0	212	0	0	0	0	0
4	4	0	0	0	39	0	0	0	0	0
5 Extremely Effective	5	0	0	0	71	0	0	0	0	0
Don't know	8	0	0	0	91	0	0	0	0	0
No answer	9	0	0	0	5	0	0	0	0	0
Not applicable	0	2000	2000	2000	671	2023	2023	2044	2044	2044

666. (Do you know anyone who has done any of the following things because of terrorism since September 11th, 2001?)

Have you, or anyone you know reduced use of public transportation?

FI PROBE: IF RESPONDENT ANSWERS 'YES,' ASK; 'Was this you, someone you know, or both yourself and someone you know?'

[VAR: DONE911H]

<u>RESPONSE</u>	<u>PUNCH</u>	<u>YEAR</u>								
		<u>2006-1</u>	<u>2006-2</u>	<u>2006-3</u>	<u>2008-1</u>	<u>2008-2</u>	<u>2008-3</u>	<u>2010-1</u>	<u>2010-2</u>	<u>2010-3</u>
No	0	0	0	0	1290	0	0	0	0	0
Yes, respondent	1	0	0	0	10	0	0	0	0	0
Yes, someone respondent knows	2	0	0	0	24	0	0	0	0	0
Yes, both respondent and someone respondent knows	3	0	0	0	7	0	0	0	0	0
Don't know	8	0	0	0	16	0	0	0	0	0
No answer	9	0	0	0	5	0	0	0	0	0
Not applicable	-1	2000	2000	2000	671	2023	2023	2044	2044	2044

667. How effective do you think reducing use of public transportation is for people dealing with terrorism?

(Would you say 1, not at all effective, 5, extremely effective, or you may use any number in between?)

[VAR: EFF911H]

<u>RESPONSE</u>	<u>PUNCH</u>	<u>YEAR</u>								
		<u>2006-1</u>	<u>2006-2</u>	<u>2006-3</u>	<u>2008-1</u>	<u>2008-2</u>	<u>2008-3</u>	<u>2010-1</u>	<u>2010-2</u>	<u>2010-3</u>
1 Not at all effective	1	0	0	0	823	0	0	0	0	0
2	2	0	0	0	138	0	0	0	0	0
3	3	0	0	0	193	0	0	0	0	0
4	4	0	0	0	44	0	0	0	0	0
5 Extremely Effective	5	0	0	0	64	0	0	0	0	0
Don't know	8	0	0	0	83	0	0	0	0	0
No answer	9	0	0	0	7	0	0	0	0	0
Not applicable	0	2000	2000	2000	671	2023	2023	2044	2044	2044

668. (Do you know anyone who has done any of the following things because of terrorism since September 11th, 2001?)

Have you, or anyone you know changed mail handling procedures?

FI PROBE: IF RESPONDENT ANSWERS 'YES,' ASK; 'Was this you, someone you know, or both yourself and someone you know?'

[VAR: DONE911I]

<u>RESPONSE</u>	<u>PUNCH</u>	<u>YEAR</u>								
		<u>2006-1</u>	<u>2006-2</u>	<u>2006-3</u>	<u>2008-1</u>	<u>2008-2</u>	<u>2008-3</u>	<u>2010-1</u>	<u>2010-2</u>	<u>2010-3</u>
No	0	0	0	0	1242	0	0	0	0	0
Yes, respondent	1	0	0	0	38	0	0	0	0	0
Yes, someone respondent knows	2	0	0	0	37	0	0	0	0	0
Yes, both respondent and someone respondent knows	3	0	0	0	17	0	0	0	0	0
Don't know	8	0	0	0	13	0	0	0	0	0
No answer	9	0	0	0	5	0	0	0	0	0
Not applicable	-1	2000	2000	2000	671	2023	2023	2044	2044	2044

669. How effective do you think changing mail handling procedures is for people dealing with terrorism?

(Would you say 1, not at all effective, 5, extremely effective, or you may use any number in between?)

[VAR: EFF911I]

<u>RESPONSE</u>	<u>PUNCH</u>	<u>YEAR</u>								
		<u>2006-1</u>	<u>2006-2</u>	<u>2006-3</u>	<u>2008-1</u>	<u>2008-2</u>	<u>2008-3</u>	<u>2010-1</u>	<u>2010-2</u>	<u>2010-3</u>
1 Not at all effective	1	0	0	0	634	0	0	0	0	0
2	2	0	0	0	140	0	0	0	0	0
3	3	0	0	0	263	0	0	0	0	0
4	4	0	0	0	88	0	0	0	0	0
5 Extremely Effective	5	0	0	0	131	0	0	0	0	0
Don't know	8	0	0	0	90	0	0	0	0	0
No answer	9	0	0	0	6	0	0	0	0	0
Not applicable	0	2000	2000	2000	671	2023	2023	2044	2044	2044

670. (Do you know anyone who has done any of the following things because of terrorism since September 11th, 2001?)

Have you, or anyone you know become more vigilant or aware of what is going on around them?

FI PROBE: IF RESPONDENT ANSWERS 'YES,' ASK; 'Was this you, someone you know, or both yourself and someone you know?'

[VAR: DONE911J]

<u>RESPONSE</u>	<u>PUNCH</u>	<u>YEAR</u>								
		<u>2006-1</u>	<u>2006-2</u>	<u>2006-3</u>	<u>2008-1</u>	<u>2008-2</u>	<u>2008-3</u>	<u>2010-1</u>	<u>2010-2</u>	<u>2010-3</u>
No	0	0	0	0	496	0	0	0	0	0
Yes, respondent	1	0	0	0	358	0	0	0	0	0
Yes, someone respondent knows	2	0	0	0	65	0	0	0	0	0
Yes, both respondent and someone respondent knows	3	0	0	0	404	0	0	0	0	0
Don't know	8	0	0	0	23	0	0	0	0	0
No answer	9	0	0	0	6	0	0	0	0	0
Not applicable	-1	2000	2000	2000	671	2023	2023	2044	2044	2044

671. How effective do you think becoming more vigilant or aware of what is going on around them is for people dealing with terrorism?

(Would you say 1, not at all effective, 5, extremely effective, or you may use any number in between?)

[VAR: EFF911J]

<u>RESPONSE</u>	<u>PUNCH</u>	<u>YEAR</u>								
		<u>2006-1</u>	<u>2006-2</u>	<u>2006-3</u>	<u>2008-1</u>	<u>2008-2</u>	<u>2008-3</u>	<u>2010-1</u>	<u>2010-2</u>	<u>2010-3</u>
1 Not at all effective	1	0	0	0	180	0	0	0	0	0
2	2	0	0	0	87	0	0	0	0	0
3	3	0	0	0	320	0	0	0	0	0
4	4	0	0	0	262	0	0	0	0	0
5 Extremely Effective	5	0	0	0	442	0	0	0	0	0
Don't know	8	0	0	0	53	0	0	0	0	0
No answer	9	0	0	0	8	0	0	0	0	0
Not applicable	0	2000	2000	2000	671	2023	2023	2044	2044	2044

671. (Do you know anyone who has done any of the following things because of terrorism since September 11th, 2001?)

Have you, or anyone you know avoided travel to certain cities?

FI PROBE: IF RESPONDENT ANSWERS 'YES,' ASK; 'Was this you, someone you know, or both yourself and someone you know?'

[VAR: DONE911K]

<u>RESPONSE</u>	<u>PUNCH</u>	<u>YEAR</u>								
		<u>2006-1</u>	<u>2006-2</u>	<u>2006-3</u>	<u>2008-1</u>	<u>2008-2</u>	<u>2008-3</u>	<u>2010-1</u>	<u>2010-2</u>	<u>2010-3</u>
No	0	0	0	0	1212	0	0	0	0	0
Yes, respondent	1	0	0	0	47	0	0	0	0	0
Yes, someone respondent knows	2	0	0	0	40	0	0	0	0	0
Yes, both respondent and someone respondent knows	3	0	0	0	34	0	0	0	0	0
Don't know	8	0	0	0	12	0	0	0	0	0
No answer	9	0	0	0	7	0	0	0	0	0
Not applicable	-1	2000	2000	2000	671	2023	2023	2044	2044	2044

672. How effective do you think avoiding travel to certain cities is for people dealing with terrorism?

(Would you say 1, not at all effective, 5, extremely effective, or you may use any number in between?)

[VAR: EFF911K]

<u>RESPONSE</u>	<u>PUNCH</u>	<u>YEAR</u>								
		<u>2006-1</u>	<u>2006-2</u>	<u>2006-3</u>	<u>2008-1</u>	<u>2008-2</u>	<u>2008-3</u>	<u>2010-1</u>	<u>2010-2</u>	<u>2010-3</u>
1 Not at all effective	1	0	0	0	621	0	0	0	0	0
2	2	0	0	0	153	0	0	0	0	0
3	3	0	0	0	268	0	0	0	0	0
4	4	0	0	0	94	0	0	0	0	0
5 Extremely Effective	5	0	0	0	130	0	0	0	0	0
Don't know	8	0	0	0	78	0	0	0	0	0
No answer	9	0	0	0	8	0	0	0	0	0
Not applicable	0	2000	2000	2000	671	2023	2023	2044	2044	2044

673. (Do you know anyone who has done any of the following things because of terrorism since September 11th, 2001?)

Have you, or anyone you know avoided tall buildings?

FI PROBE: IF RESPONDENT ANSWERS 'YES,' ASK; 'Was this you, someone you know, or both yourself and someone you know?'

[VAR: DONE911L]

<u>RESPONSE</u>	<u>PUNCH</u>	<u>YEAR</u>								
		<u>2006-1</u>	<u>2006-2</u>	<u>2006-3</u>	<u>2008-1</u>	<u>2008-2</u>	<u>2008-3</u>	<u>2010-1</u>	<u>2010-2</u>	<u>2010-3</u>
No	0	0	0	0	1253	0	0	0	0	0
Yes, respondent	1	0	0	0	39	0	0	0	0	0
Yes, someone respondent knows	2	0	0	0	23	0	0	0	0	0
Yes, both respondent and someone respondent knows	3	0	0	0	16	0	0	0	0	0
Don't know	8	0	0	0	15	0	0	0	0	0
No answer	9	0	0	0	6	0	0	0	0	0
Not applicable	-1	2000	2000	2000	671	2023	2023	2044	2044	2044

674. How effective do you think avoiding tall buildings is for people dealing with terrorism?

(Would you say 1, not at all effective, 5, extremely effective, or you may use any number in between?)

[VAR: EFF911L]

<u>RESPONSE</u>	<u>PUNCH</u>	<u>YEAR</u>								
		<u>2006-1</u>	<u>2006-2</u>	<u>2006-3</u>	<u>2008-1</u>	<u>2008-2</u>	<u>2008-3</u>	<u>2010-1</u>	<u>2010-2</u>	<u>2010-3</u>
1 Not at all effective	1	0	0	0	806	0	0	0	0	0
2	2	0	0	0	156	0	0	0	0	0
3	3	0	0	0	186	0	0	0	0	0
4	4	0	0	0	43	0	0	0	0	0
5 Extremely Effective	5	0	0	0	87	0	0	0	0	0
Don't know	8	0	0	0	66	0	0	0	0	0
No answer	9	0	0	0	8	0	0	0	0	0
Not applicable	0	2000	2000	2000	671	2023	2023	2044	2044	2044

675. (Do you know anyone who has done any of the following things because of terrorism since September 11th, 2001?)

Have you, or anyone you know avoided national landmarks?

FI PROBE: IF RESPONDENT ANSWERS 'YES,' ASK; 'Was this you, someone you know, or both yourself and someone you know?'

[VAR: DONE911M]

<u>RESPONSE</u>	<u>PUNCH</u>	<u>YEAR</u>								
		<u>2006-1</u>	<u>2006-2</u>	<u>2006-3</u>	<u>2008-1</u>	<u>2008-2</u>	<u>2008-3</u>	<u>2010-1</u>	<u>2010-2</u>	<u>2010-3</u>
No	0	0	0	0	1301	0	0	0	0	0
Yes, respondent	1	0	0	0	10	0	0	0	0	0
Yes, someone respondent knows	2	0	0	0	10	0	0	0	0	0
Yes, both respondent and someone respondent knows	3	0	0	0	11	0	0	0	0	0
Don't know	8	0	0	0	13	0	0	0	0	0
No answer	9	0	0	0	7	0	0	0	0	0
Not applicable	-1	2000	2000	2000	671	2023	2023	2044	2044	2044

676. How effective do you think avoiding national landmarks is for people dealing with terrorism?

(Would you say 1, not at all effective, 5, extremely effective, or you may use any number in between?)

[VAR: EFF911M]

<u>RESPONSE</u>	<u>PUNCH</u>	<u>YEAR</u>								
		<u>2006-1</u>	<u>2006-2</u>	<u>2006-3</u>	<u>2008-1</u>	<u>2008-2</u>	<u>2008-3</u>	<u>2010-1</u>	<u>2010-2</u>	<u>2010-3</u>
1 Not at all effective	1	0	0	0	797	0	0	0	0	0
2	2	0	0	0	152	0	0	0	0	0
3	3	0	0	0	203	0	0	0	0	0
4	4	0	0	0	38	0	0	0	0	0
5 Extremely Effective	5	0	0	0	70	0	0	0	0	0
Don't know	8	0	0	0	84	0	0	0	0	0
No answer	9	0	0	0	8	0	0	0	0	0
Not applicable	0	2000	2000	2000	671	2023	2023	2044	2044	2044

677. (Do you know anyone who has done any of the following things because of terrorism since September 11th, 2001?)

Have you, or anyone you know done anything else to deal with terrorism?

FI PROBE: IF RESPONDENT ANSWERS 'YES,' ASK; 'Was this you, someone you know, or both yourself and someone you know?'

[VAR: DONE911N]

<u>RESPONSE</u>	<u>PUNCH</u>	<u>YEAR</u>								
		<u>2006-1</u>	<u>2006-2</u>	<u>2006-3</u>	<u>2008-1</u>	<u>2008-2</u>	<u>2008-3</u>	<u>2010-1</u>	<u>2010-2</u>	<u>2010-3</u>
No	0	0	0	0	1262	0	0	0	0	0
Yes, respondent	1	0	0	0	18	0	0	0	0	0
Yes, someone respondent knows	2	0	0	0	30	0	0	0	0	0
Yes, both respondent and someone respondent knows	3	0	0	0	20	0	0	0	0	0
Don't know	8	0	0	0	15	0	0	0	0	0
No answer	9	0	0	0	7	0	0	0	0	0
Not applicable	-1	2000	2000	2000	671	2023	2023	2044	2044	2044

678. How effective do you think (R'S ANSWER TO EFF911SP) is for people dealing with terrorism?

(Would you say 1, not at all effective, 5, extremely effective, or you may use any number in between?)

[VAR: EFF911N]

<u>RESPONSE</u>	<u>PUNCH</u>	<u>YEAR</u>								
		<u>2006-1</u>	<u>2006-2</u>	<u>2006-3</u>	<u>2008-1</u>	<u>2008-2</u>	<u>2008-3</u>	<u>2010-1</u>	<u>2010-2</u>	<u>2010-3</u>
1 Not at all effective	1	0	0	0	4	0	0	0	0	0
2	2	0	0	0	4	0	0	0	0	0
3	3	0	0	0	13	0	0	0	0	0
4	4	0	0	0	14	0	0	0	0	0
5 Extremely Effective	5	0	0	0	28	0	0	0	0	0
Don't know	8	0	0	0	3	0	0	0	0	0
No answer	9	0	0	0	9	0	0	0	0	0
Not applicable (Punches 1 & 8 in DONE911N)	0	2000	2000	2000	1948	2023	2023	2044	2044	2044

679. Please specify what it is you or someone you know has done.

SPECIFY: _____

[VAR: DONEELSE]

<u>RESPONSE</u>	<u>PUNCH</u>	<u>YEAR</u>								
		<u>2006-1</u>	<u>2006-2</u>	<u>2006-3</u>	<u>2008-1</u>	<u>2008-2</u>	<u>2008-3</u>	<u>2010-1</u>	<u>2010-2</u>	<u>2010-3</u>
Research and collect more information	1	0	0	0	10	0	0	0	0	0
Join military	2	0	0	0	5	0	0	0	0	0
Avoid possible targets of terror	3	0	0	0	1	0	0	0	0	0
Buy new insurance policy	4	0	0	0	1	0	0	0	0	0
Psycho therapy	5	0	0	0	1	0	0	0	0	0
Pray	6	0	0	0	2	0	0	0	0	0
More vigilant to surrounding	7	0	0	0	3	0	0	0	0	0
Join secret service	8	0	0	0	2	0	0	0	0	0
Buy weapons	9	0	0	0	9	0	0	0	0	0
Vigilance and new assignments because they are alre	10	0	0	0	8	0	0	0	0	0
Terror-related traiing at work	11	0	0	0	3	0	0	0	0	0
Terror-related traiing in community	12	0	0	0	7	0	0	0	0	0
Build safe place	13	0	0	0	2	0	0	0	0	0
Deal with government	14	0	0	0	7	0	0	0	0	0
Talk about it with other people	15	0	0	0	3	0	0	0	0	0
Don't know	98	0	0	0	0	0	0	0	0	0
No answer	99	0	0	0	3	0	0	0	0	0
Not applicable (Punches 1, 8 & 9 in DONE911N)	0	2000	2000	2000	1956	2023	2023	2044	2044	2044

**Topical Module: ISSP Religion
(PREMARS1-FRNDKING)**

680. A. Do you think it is wrong or not wrong if a man and a woman have sexual relations before marriage?

[VAR: PREMARS1]

<u>RESPONSE</u>	<u>PUNCH</u>	<u>YEAR</u>								
		<u>2006-1</u>	<u>2006-2</u>	<u>2006-3</u>	<u>2008-1</u>	<u>2008-2</u>	<u>2008-3</u>	<u>2010-1</u>	<u>2010-2</u>	<u>2010-3</u>
Always wrong	1	0	0	0	331	0	0	0	0	0
Almost always wrong	2	0	0	0	113	0	0	0	0	0
Wrong only sometimes	3	0	0	0	233	0	0	0	0	0
Not wrong at all	4	0	0	0	667	0	0	0	0	0
Can't choose	8	0	0	0	14	0	0	0	0	0
No answer	9	0	0	0	7	0	0	0	0	0
Not applicable (did not do ISSP)	0	2000	2000	2000	658	2023	2023	2044	2044	2044

B. What about a married person having sexual relations with someone other than his or her husband or wife, is it. . .

[VAR: XMARSEX1]

<u>RESPONSE</u>	<u>PUNCH</u>	<u>YEAR</u>								
		<u>2006-1</u>	<u>2006-2</u>	<u>2006-3</u>	<u>2008-1</u>	<u>2008-2</u>	<u>2008-3</u>	<u>2010-1</u>	<u>2010-2</u>	<u>2010-3</u>
Always wrong	1	0	0	0	1084	0	0	0	0	0
Almost always wrong	2	0	0	0	174	0	0	0	0	0
Wrong only sometimes	3	0	0	0	71	0	0	0	0	0
Not wrong at all	4	0	0	0	29	0	0	0	0	0
Can't choose	8	0	0	0	4	0	0	0	0	0
No answer	9	0	0	0	3	0	0	0	0	0
Not applicable (did not do ISSP)	0	2000	2000	2000	658	2023	2023	2044	2044	2044

C. And what about sexual relations between two adults of the same sex?

[VAR: HOMOSEX1]

<u>RESPONSE</u>	<u>PUNCH</u>	<u>YEAR</u>								
		<u>2006-1</u>	<u>2006-2</u>	<u>2006-3</u>	<u>2008-1</u>	<u>2008-2</u>	<u>2008-3</u>	<u>2010-1</u>	<u>2010-2</u>	<u>2010-3</u>
Always wrong	1	0	0	0	733	0	0	0	0	0
Almost always wrong	2	0	0	0	67	0	0	0	0	0
Wrong only sometimes	3	0	0	0	88	0	0	0	0	0
Not wrong at all	4	0	0	0	421	0	0	0	0	0
Can't choose	8	0	0	0	43	0	0	0	0	0
No answer	9	0	0	0	13	0	0	0	0	0
Not applicable (did not do ISSP)	0	2000	2000	2000	658	2023	2023	2044	2044	2044

681. Do you personally think it is wrong or not wrong for a woman to have an abortion. . .

A. If there is a strong chance of serious defect in the baby.

[VAR: ABDEFCTW]

<u>RESPONSE</u>	<u>PUNCH</u>	<u>YEAR</u>								
		<u>2006-1</u>	<u>2006-2</u>	<u>2006-3</u>	<u>2008-1</u>	<u>2008-2</u>	<u>2008-3</u>	<u>2010-1</u>	<u>2010-2</u>	<u>2010-3</u>
Always wrong	1	0	0	0	300	0	0	0	0	0
Almost always wrong	2	0	0	0	109	0	0	0	0	0
Wrong only sometimes	3	0	0	0	204	0	0	0	0	0
Not wrong at all	4	0	0	0	701	0	0	0	0	0
Can't choose	8	0	0	0	41	0	0	0	0	0
No answer	9	0	0	0	10	0	0	0	0	0
Not applicable (did not do ISSP)	0	2000	2000	2000	658	2023	2023	2044	2044	2044

B. If the family has a very low income and cannot afford any more children.

[VAR: ABPOORW]

<u>RESPONSE</u>	<u>PUNCH</u>	<u>YEAR</u>								
		<u>2006-1</u>	<u>2006-2</u>	<u>2006-3</u>	<u>2008-1</u>	<u>2008-2</u>	<u>2008-3</u>	<u>2010-1</u>	<u>2010-2</u>	<u>2010-3</u>
Always wrong	1	0	0	0	652	0	0	0	0	0
Almost always wrong	2	0	0	0	135	0	0	0	0	0
Wrong only sometimes	3	0	0	0	144	0	0	0	0	0
Not wrong at all	4	0	0	0	400	0	0	0	0	0
Can't choose	8	0	0	0	25	0	0	0	0	0
No answer	9	0	0	0	9	0	0	0	0	0
Not applicable	0	2000	2000	2000	658	2023	2023	2044	2044	2044

C. A husband's job is to earn money; a wife's job is to look after the home and family.

[VAR: HUBBYWRK]

<u>RESPONSE</u>	<u>PUNCH</u>	<u>YEAR</u>								
		<u>2006-1</u>	<u>2006-2</u>	<u>2006-3</u>	<u>2008-1</u>	<u>2008-2</u>	<u>2008-3</u>	<u>2010-1</u>	<u>2010-2</u>	<u>2010-3</u>
Strongly agree	1	0	0	0	159	0	0	0	0	0
Agree	2	0	0	0	216	0	0	0	0	0
Neither agree nor disagree	3	0	0	0	283	0	0	0	0	0
Disagree	4	0	0	0	413	0	0	0	0	0
Strongly disagree	5	0	0	0	287	0	0	0	0	0
Can't choose	8	0	0	0	6	0	0	0	0	0
No answer	9	0	0	0	1	0	0	0	0	0
Not applicable	0	2000	2000	2000	658	2023	2023	2044	2044	2044

682. Generally speaking, would you say that people can be trusted or that you can't be too careful in dealing with people?

[VAR: CANTRUST]

<u>RESPONSE</u>	<u>PUNCH</u>	<u>YEAR</u>								
		<u>2006-1</u>	<u>2006-2</u>	<u>2006-3</u>	<u>2008-1</u>	<u>2008-2</u>	<u>2008-3</u>	<u>2010-1</u>	<u>2010-2</u>	<u>2010-3</u>
People can almost always be trusted	1	0	0	0	146	0	0	0	0	0
People can usually be trusted	2	0	0	0	457	0	0	0	0	0
You usually can't be too careful in dealing with people	3	0	0	0	587	0	0	0	0	0
You almost always can't be too careful in dealing with people	4	0	0	0	170	0	0	0	0	0
Can't choose	8	0	0	0	4	0	0	0	0	0
No answer	9	0	0	0	1	0	0	0	0	0
Not applicable	0	2000	2000	2000	658	2023	2023	2044	2044	2044

683. A. How much confidence do you have in the U.S. Congress?

[VAR: CONCONG]

<u>RESPONSE</u>	<u>PUNCH</u>	<u>YEAR</u>								
		<u>2006-1</u>	<u>2006-2</u>	<u>2006-3</u>	<u>2008-1</u>	<u>2008-2</u>	<u>2008-3</u>	<u>2010-1</u>	<u>2010-2</u>	<u>2010-3</u>
Complete confidence	1	0	0	0	32	0	0	0	0	0
A great deal of confidence	2	0	0	0	105	0	0	0	0	0
Some confidence	3	0	0	0	652	0	0	0	0	0
Very little confidence	4	0	0	0	364	0	0	0	0	0
No confidence at all	5	0	0	0	187	0	0	0	0	0
Don't know	8	0	0	0	23	0	0	0	0	0
No answer	9	0	0	0	2	0	0	0	0	0
Not applicable	0	2000	2000	2000	658	2023	2023	2044	2044	2044

B. How much confidence do you have in business and industry?

[VAR: CONBIZ]

<u>RESPONSE</u>	<u>PUNCH</u>	<u>YEAR</u>								
		<u>2006-1</u>	<u>2006-2</u>	<u>2006-3</u>	<u>2008-1</u>	<u>2008-2</u>	<u>2008-3</u>	<u>2010-1</u>	<u>2010-2</u>	<u>2010-3</u>
Complete confidence	1	0	0	0	35	0	0	0	0	0
A great deal of confidence	2	0	0	0	199	0	0	0	0	0
Some confidence	3	0	0	0	803	0	0	0	0	0
Very little confidence	4	0	0	0	231	0	0	0	0	0
No confidence at all	5	0	0	0	78	0	0	0	0	0
Don't know	8	0	0	0	19	0	0	0	0	0
No answer	9	0	0	0	0	0	0	0	0	0
Not applicable	0	2000	2000	2000	658	2023	2023	2044	2044	2044

C. How much confidence do you have in churches and religious organizations?

[VAR: CONCHURH]

<u>RESPONSE</u>	<u>PUNCH</u>	<u>YEAR</u>								
		<u>2006-1</u>	<u>2006-2</u>	<u>2006-3</u>	<u>2008-1</u>	<u>2008-2</u>	<u>2008-3</u>	<u>2010-1</u>	<u>2010-2</u>	<u>2010-3</u>
Complete confidence	1	0	0	0	90	0	0	0	0	0
A great deal of confidence	2	0	0	0	293	0	0	0	0	0
Some confidence	3	0	0	0	679	0	0	0	0	0
Very little confidence	4	0	0	0	177	0	0	0	0	0
No confidence at all	5	0	0	0	107	0	0	0	0	0
Don't know	8	0	0	0	13	0	0	0	0	0
No answer	9	0	0	0	6	0	0	0	0	0
Not applicable	0	2000	2000	2000	658	2023	2023	2044	2044	2044

D. How much confidence do you have in courts and the legal system?

[VAR: CONCOURT]

<u>RESPONSE</u>	<u>PUNCH</u>	<u>YEAR</u>								
		<u>2006-1</u>	<u>2006-2</u>	<u>2006-3</u>	<u>2008-1</u>	<u>2008-2</u>	<u>2008-3</u>	<u>2010-1</u>	<u>2010-2</u>	<u>2010-3</u>
Complete confidence	1	0	0	0	60	0	0	0	0	0
A great deal of confidence	2	0	0	0	239	0	0	0	0	0
Some confidence	3	0	0	0	733	0	0	0	0	0
Very little confidence	4	0	0	0	227	0	0	0	0	0
No confidence at all	5	0	0	0	87	0	0	0	0	0
Don't know	8	0	0	0	15	0	0	0	0	0
No answer	9	0	0	0	4	0	0	0	0	0
Not applicable	0	2000	2000	2000	658	2023	2023	2044	2044	2044

REMARKS: See also 482 - CONSCHLS, CONHLTH

684. We are interested in the extent to which you have moved from one kind of place to another. Which do you think is most like your experience of life? Which of the following best applies to you?

[VAR: GEOMOBIL]

<u>RESPONSE</u>	<u>PUNCH</u>	<u>YEAR</u>								
		<u>2006-1</u>	<u>2006-2</u>	<u>2006-3</u>	<u>2008-1</u>	<u>2008-2</u>	<u>2008-3</u>	<u>2010-1</u>	<u>2010-2</u>	<u>2010-3</u>
I have lived in different countries	1	0	0	0	205	0	0	0	0	0
I have lived in different places in the same country	2	0	0	0	613	0	0	0	0	0
I have lived in different neighborhoods in the same place	3	0	0	0	385	0	0	0	0	0
I have always lived in the same neighborhood	4	0	0	0	161	0	0	0	0	0
Don't Know	8	0	0	0	1	0	0	0	0	0
Not applicable	0	2000	2000	2000	658	2023	2023	2044	2044	2044

685. How much do you agree or disagree with each of the following...

A. Religious leaders should not try to influence how people vote in elections.

[VAR: CLERGVTE]

<u>RESPONSE</u>	<u>PUNCH</u>	<u>YEAR</u>								
		<u>2006-1</u>	<u>2006-2</u>	<u>2006-3</u>	<u>2008-1</u>	<u>2008-2</u>	<u>2008-3</u>	<u>2010-1</u>	<u>2010-2</u>	<u>2010-3</u>
Strongly agree	1	0	0	0	607	0	0	0	0	0
Agree	2	0	0	0	379	0	0	0	0	0
Neither agree nor disagree	3	0	0	0	186	0	0	0	0	0
Disagree	4	0	0	0	146	0	0	0	0	0
Strongly disagree	5	0	0	0	37	0	0	0	0	0
Can't choose	8	0	0	0	8	0	0	0	0	0
No answer	9	0	0	0	2	0	0	0	0	0
Not applicable	0	2000	2000	2000	658	2023	2023	2044	2044	2044

B. Religious leaders should not try to influence government decisions.

[VAR: CLERGGOV]

<u>RESPONSE</u>	<u>PUNCH</u>	<u>YEAR</u>								
		<u>2006-1</u>	<u>2006-2</u>	<u>2006-3</u>	<u>2008-1</u>	<u>2008-2</u>	<u>2008-3</u>	<u>2010-1</u>	<u>2010-2</u>	<u>2010-3</u>
Strongly agree	1	0	0	0	515	0	0	0	0	0
Agree	2	0	0	0	401	0	0	0	0	0
Neither agree nor disagree	3	0	0	0	206	0	0	0	0	0
Disagree	4	0	0	0	182	0	0	0	0	0
Strongly disagree	5	0	0	0	48	0	0	0	0	0
Can't choose	8	0	0	0	12	0	0	0	0	0
No answer	9	0	0	0	1	0	0	0	0	0
Not applicable	0	2000	2000	2000	658	2023	2023	2044	2044	2044

686. We trust too much in science and not enough in religious faith.

[VAR: TRUSTSCI]

<u>RESPONSE</u>	<u>PUNCH</u>	<u>YEAR</u>								
		<u>2006-1</u>	<u>2006-2</u>	<u>2006-3</u>	<u>2008-1</u>	<u>2008-2</u>	<u>2008-3</u>	<u>2010-1</u>	<u>2010-2</u>	<u>2010-3</u>
Strongly agree	1	0	0	0	100	0	0	0	0	0
Agree	2	0	0	0	321	0	0	0	0	0
Neither agree nor disagree	3	0	0	0	343	0	0	0	0	0
Disagree	4	0	0	0	406	0	0	0	0	0
Strongly disagree	5	0	0	0	162	0	0	0	0	0
Can't choose	8	0	0	0	26	0	0	0	0	0
No answer	9	0	0	0	7	0	0	0	0	0
Not applicable	0	2000	2000	2000	658	2023	2023	2044	2044	2044

687. Do you agree or disagree with the following statements?

A. Looking around the world, religions bring more conflict than peace.

[VAR: RELIGCON]

<u>RESPONSE</u>	<u>PUNCH</u>	<u>YEAR</u>								
		<u>2006-1</u>	<u>2006-2</u>	<u>2006-3</u>	<u>2008-1</u>	<u>2008-2</u>	<u>2008-3</u>	<u>2010-1</u>	<u>2010-2</u>	<u>2010-3</u>
Strongly agree	1	0	0	0	265	0	0	0	0	0
Agree	2	0	0	0	544	0	0	0	0	0
Neither agree nor disagree	3	0	0	0	207	0	0	0	0	0
Disagree	4	0	0	0	274	0	0	0	0	0
Strongly disagree	5	0	0	0	48	0	0	0	0	0
Can't choose	8	0	0	0	24	0	0	0	0	0
No answer	9	0	0	0	3	0	0	0	0	0
Not applicable	0	2000	2000	2000	658	2023	2023	2044	2044	2044

B. People with very strong religious beliefs are often too intolerant of others.

[VAR: RELIGINT]

<u>RESPONSE</u>	<u>PUNCH</u>	<u>YEAR</u>								
		<u>2006-1</u>	<u>2006-2</u>	<u>2006-3</u>	<u>2008-1</u>	<u>2008-2</u>	<u>2008-3</u>	<u>2010-1</u>	<u>2010-2</u>	<u>2010-3</u>
Strongly agree	1	0	0	0	283	0	0	0	0	0
Agree	2	0	0	0	627	0	0	0	0	0
Neither agree nor disagree	3	0	0	0	199	0	0	0	0	0
Disagree	4	0	0	0	200	0	0	0	0	0
Strongly disagree	5	0	0	0	32	0	0	0	0	0
Can't choose	8	0	0	0	21	0	0	0	0	0
No answer	9	0	0	0	3	0	0	0	0	0
Not applicable	0	2000	2000	2000	658	2023	2023	2044	2044	2044

688. Do you think that churches and religious organizations in this country have too much power or too little power?

[VAR: CHURHPOW]

<u>RESPONSE</u>	<u>PUNCH</u>	<u>YEAR</u>								
		<u>2006-1</u>	<u>2006-2</u>	<u>2006-3</u>	<u>2008-1</u>	<u>2008-2</u>	<u>2008-3</u>	<u>2010-1</u>	<u>2010-2</u>	<u>2010-3</u>
Far too much power	1	0	0	0	88	0	0	0	0	0
Too much power	2	0	0	0	336	0	0	0	0	0
About the right amount of power	3	0	0	0	649	0	0	0	0	0
Too little power	4	0	0	0	201	0	0	0	0	0
Far too little power	5	0	0	0	23	0	0	0	0	0
Can't choose	8	0	0	0	58	0	0	0	0	0
No answer	9	0	0	0	10	0	0	0	0	0
Not applicable	0	2000	2000	2000	658	2023	2023	2044	2044	2044

689. How much do you agree or disagree with the following statements?

A. All religious groups in America should have equal rights. Would you say...

[VAR: RELGRPEQ]

<u>RESPONSE</u>	<u>PUNCH</u>	<u>YEAR</u>								
		<u>2006-1</u>	<u>2006-2</u>	<u>2006-3</u>	<u>2008-1</u>	<u>2008-2</u>	<u>2008-3</u>	<u>2010-1</u>	<u>2010-2</u>	<u>2010-3</u>
Strongly agree	1	0	0	0	376	0	0	0	0	0
Agree	2	0	0	0	683	0	0	0	0	0
Niether agree nor disagree	3	0	0	0	154	0	0	0	0	0
Disagree	4	0	0	0	107	0	0	0	0	0
Strongly disagree	5	0	0	0	24	0	0	0	0	0
Don't Know	8	0	0	0	15	0	0	0	0	0
No Answer	9	0	0	0	6	0	0	0	0	0
Not applicable	0	2000	2000	2000	658	2023	2023	2044	2044	2044

B. We must respect all religions. Would you say...

[VAR: RSPCTREL]

<u>RESPONSE</u>	<u>PUNCH</u>	<u>YEAR</u>								
		<u>2006-1</u>	<u>2006-2</u>	<u>2006-3</u>	<u>2008-1</u>	<u>2008-2</u>	<u>2008-3</u>	<u>2010-1</u>	<u>2010-2</u>	<u>2010-3</u>
Strongly agree	1	0	0	0	433	0	0	0	0	0
Agree	2	0	0	0	666	0	0	0	0	0
Niether agree nor disagree	3	0	0	0	116	0	0	0	0	0
Disagree	4	0	0	0	106	0	0	0	0	0
Strongly disagree	5	0	0	0	31	0	0	0	0	0
Don't Know	8	0	0	0	8	0	0	0	0	0
No Answer	9	0	0	0	5	0	0	0	0	0
Not applicable	0	2000	2000	2000	658	2023	2023	2044	2044	2044

690. People belong to different religions and have different religious views.

- A. Would you accept a person from a different religion or with a very different religious view from yours marrying a relative of yours? Would you say...

[VAR: RELMARRY]

<u>RESPONSE</u>	<u>PUNCH</u>	<u>YEAR</u>								
		<u>2006-1</u>	<u>2006-2</u>	<u>2006-3</u>	<u>2008-1</u>	<u>2008-2</u>	<u>2008-3</u>	<u>2010-1</u>	<u>2010-2</u>	<u>2010-3</u>
Definitely accept	1	0	0	0	539	0	0	0	0	0
Probably accept	2	0	0	0	641	0	0	0	0	0
Probably not accept	3	0	0	0	109	0	0	0	0	0
Definitely not accept	4	0	0	0	46	0	0	0	0	0
Don't Know	8	0	0	0	26	0	0	0	0	0
No Answer	9	0	0	0	4	0	0	0	0	0
Not applicable	0	2000	2000	2000	658	2023	2023	2044	2044	2044

- B. Would you accept a person from a different religion or with a very different religious view from yours being a candidate of the political party you prefer?

[VAR: RELCAND]

<u>RESPONSE</u>	<u>PUNCH</u>	<u>YEAR</u>								
		<u>2006-1</u>	<u>2006-2</u>	<u>2006-3</u>	<u>2008-1</u>	<u>2008-2</u>	<u>2008-3</u>	<u>2010-1</u>	<u>2010-2</u>	<u>2010-3</u>
Definitely accept	1	0	0	0	466	0	0	0	0	0
Probably accept	2	0	0	0	640	0	0	0	0	0
Probably not accept	3	0	0	0	168	0	0	0	0	0
Definitely not accept	4	0	0	0	39	0	0	0	0	0
Don't Know	8	0	0	0	40	0	0	0	0	0
No Answer	9	0	0	0	12	0	0	0	0	0
Not applicable	0	2000	2000	2000	658	2023	2023	2044	2044	2044

691. There are some people whose views are considered extreme by the majority. Consider religious extremists, that is people who believe that their religion is the only true faith and all other religions should be considered as enemies.

A. Do you think such people should be allowed to hold a public meeting to express their views? Would you say...

[VAR: RELEXT1]

<u>RESPONSE</u>	<u>PUNCH</u>	<u>YEAR</u>								
		<u>2006-1</u>	<u>2006-2</u>	<u>2006-3</u>	<u>2008-1</u>	<u>2008-2</u>	<u>2008-3</u>	<u>2010-1</u>	<u>2010-2</u>	<u>2010-3</u>
Definitely	1	0	0	0	367	0	0	0	0	0
Probably	2	0	0	0	422	0	0	0	0	0
Probably not	3	0	0	0	266	0	0	0	0	0
Definitely not	4	0	0	0	279	0	0	0	0	0
Don't Know	8	0	0	0	21	0	0	0	0	0
No Answer	9	0	0	0	10	0	0	0	0	0
Not applicable	0	2000	2000	2000	658	2023	2023	2044	2044	2044

B. Do you think such people should be allowed to publish books expressing their views? Would you say...

[VAR: RELEXT2]

<u>RESPONSE</u>	<u>PUNCH</u>	<u>YEAR</u>								
		<u>2006-1</u>	<u>2006-2</u>	<u>2006-3</u>	<u>2008-1</u>	<u>2008-2</u>	<u>2008-3</u>	<u>2010-1</u>	<u>2010-2</u>	<u>2010-3</u>
Definitely	1	0	0	0	538	0	0	0	0	0
Probably	2	0	0	0	538	0	0	0	0	0
Probably not	3	0	0	0	143	0	0	0	0	0
Definitely not	4	0	0	0	117	0	0	0	0	0
Don't Know	8	0	0	0	21	0	0	0	0	0
No Answer	9	0	0	0	8	0	0	0	0	0
Not applicable	0	2000	2000	2000	658	2023	2023	2044	2044	2044

692. Which best describes your beliefs about God?

[VAR: GODCHNGE]

<u>RESPONSE</u>	<u>PUNCH</u>	<u>YEAR</u>								
		<u>2006-1</u>	<u>2006-2</u>	<u>2006-3</u>	<u>2008-1</u>	<u>2008-2</u>	<u>2008-3</u>	<u>2010-1</u>	<u>2010-2</u>	<u>2010-3</u>
I don't believe in God now, and I never have	1	0	0	0	56	0	0	0	0	0
I don't believe in God now, but I used to	2	0	0	0	72	0	0	0	0	0
I believe in God now, but I didn't used to	3	0	0	0	96	0	0	0	0	0
I believe in God now, and I always have	4	0	0	0	1099	0	0	0	0	0
Can't choose	8	0	0	0	30	0	0	0	0	0
No answer	9	0	0	0	12	0	0	0	0	0
Not applicable	0	2000	2000	2000	658	2023	2023	2044	2044	2044

REMARKS: See also GOD

693. Do you believe in the following:

A. Life after death

[VAR: AFTERLIF]

<u>RESPONSE</u>	<u>PUNCH</u>	<u>YEAR</u>								
		<u>2006-1</u>	<u>2006-2</u>	<u>2006-3</u>	<u>2008-1</u>	<u>2008-2</u>	<u>2008-3</u>	<u>2010-1</u>	<u>2010-2</u>	<u>2010-3</u>
Yes, definitely	1	0	0	0	745	0	0	0	0	0
Yes, probably	2	0	0	0	279	0	0	0	0	0
No, probably not	3	0	0	0	152	0	0	0	0	0
No, definitely not	4	0	0	0	127	0	0	0	0	0
Don't know	8	0	0	0	54	0	0	0	0	0
No Answer	3	0	0	0	8	0	0	0	0	0
Not applicable	0	2000	2000	2000	658	2023	2023	2044	2044	2044

B. Heaven

[VAR: HEAVEN]

<u>RESPONSE</u>	<u>PUNCH</u>	<u>YEAR</u>								
		<u>2006-1</u>	<u>2006-2</u>	<u>2006-3</u>	<u>2008-1</u>	<u>2008-2</u>	<u>2008-3</u>	<u>2010-1</u>	<u>2010-2</u>	<u>2010-3</u>
Yes, definitely	1	0	0	0	853	0	0	0	0	0
Yes, probably	2	0	0	0	276	0	0	0	0	0
No, probably not	3	0	0	0	117	0	0	0	0	0
No, definitely not	4	0	0	0	80	0	0	0	0	0
Can't choose	8	0	0	0	33	0	0	0	0	0
No answer	9	0	0	0	6	0	0	0	0	0
Not applicable	0	2000	2000	2000	658	2023	2023	2044	2044	2044

C. Hell

[VAR: HELL]

<u>RESPONSE</u>	<u>PUNCH</u>	<u>YEAR</u>								
		<u>2006-1</u>	<u>2006-2</u>	<u>2006-3</u>	<u>2008-1</u>	<u>2008-2</u>	<u>2008-3</u>	<u>2010-1</u>	<u>2010-2</u>	<u>2010-3</u>
Yes, definitely	1	0	0	0	698	0	0	0	0	0
Yes, probably	2	0	0	0	270	0	0	0	0	0
No, probably not	3	0	0	0	196	0	0	0	0	0
No, definitely not	4	0	0	0	163	0	0	0	0	0
Can't choose	8	0	0	0	30	0	0	0	0	0
No answer	9	0	0	0	8	0	0	0	0	0
Not applicable	0	2000	2000	2000	658	2023	2023	2044	2044	2044

D. Religious miracles

[VAR: MIRACLES]

<u>RESPONSE</u>	<u>PUNCH</u>	<u>YEAR</u>								
		<u>2006-1</u>	<u>2006-2</u>	<u>2006-3</u>	<u>2008-1</u>	<u>2008-2</u>	<u>2008-3</u>	<u>2010-1</u>	<u>2010-2</u>	<u>2010-3</u>
Yes, definitely	1	0	0	0	738	0	0	0	0	0
Yes, probably	2	0	0	0	311	0	0	0	0	0
No, probably not	3	0	0	0	183	0	0	0	0	0
No, definitely not	4	0	0	0	101	0	0	0	0	0
Can't choose	8	0	0	0	29	0	0	0	0	0
No answer	9	0	0	0	3	0	0	0	0	0
Not applicable	0	2000	2000	2000	658	2023	2023	2044	2044	2044

694. Do you believe in...

A. ...in Reincarnation – being reborn in this world again and again?

[VAR: REINCAR]

<u>RESPONSE</u>	<u>PUNCH</u>	<u>YEAR</u>								
		<u>2006-1</u>	<u>2006-2</u>	<u>2006-3</u>	<u>2008-1</u>	<u>2008-2</u>	<u>2008-3</u>	<u>2010-1</u>	<u>2010-2</u>	<u>2010-3</u>
Yes, definitely	1	0	0	0	178	0	0	0	0	0
Yes, probably	2	0	0	0	248	0	0	0	0	0
No, probably not	3	0	0	0	374	0	0	0	0	0
No, definitely not	4	0	0	0	488	0	0	0	0	0
Don't Know	8	0	0	0	71	0	0	0	0	0
No Answer	9	0	0	0	6	0	0	0	0	0
Not applicable	0	2000	2000	2000	658	2023	2023	2044	2044	2044

B. ...in Nirvana?

[VAR: NIRVANA]

<u>RESPONSE</u>	<u>PUNCH</u>	<u>YEAR</u>								
		<u>2006-1</u>	<u>2006-2</u>	<u>2006-3</u>	<u>2008-1</u>	<u>2008-2</u>	<u>2008-3</u>	<u>2010-1</u>	<u>2010-2</u>	<u>2010-3</u>
Yes, definitely	1	0	0	0	61	0	0	0	0	0
Yes, probably	2	0	0	0	194	0	0	0	0	0
No, probably not	3	0	0	0	312	0	0	0	0	0
No, definitely not	4	0	0	0	346	0	0	0	0	0
Don't Know	8	0	0	0	434	0	0	0	0	0
No Answer	9	0	0	0	18	0	0	0	0	0
Not applicable	0	2000	2000	2000	658	2023	2023	2044	2044	2044

C. ...in the supernatural powers of deceased ancestors?

[VAR: ANCESTRS]

<u>RESPONSE</u>	<u>PUNCH</u>	<u>YEAR</u>								
		<u>2006-1</u>	<u>2006-2</u>	<u>2006-3</u>	<u>2008-1</u>	<u>2008-2</u>	<u>2008-3</u>	<u>2010-1</u>	<u>2010-2</u>	<u>2010-3</u>
Yes, definitely	1	0	0	0	115	0	0	0	0	0
Yes, probably	2	0	0	0	206	0	0	0	0	0
No, probably not	3	0	0	0	403	0	0	0	0	0
No, definitely not	4	0	0	0	567	0	0	0	0	0
Don't Know	8	0	0	0	63	0	0	0	0	0
No Answer	9	0	0	0	11	0	0	0	0	0
Not applicable	0	2000	2000	2000	658	2023	2023	2044	2044	2044

695. Do you agree or disagree with the following. . .

A. There is a God who concerns Himself with every human being personally.

[VAR: THEISM]

<u>RESPONSE</u>	<u>PUNCH</u>	<u>YEAR</u>								
		<u>2006-1</u>	<u>2006-2</u>	<u>2006-3</u>	<u>2008-1</u>	<u>2008-2</u>	<u>2008-3</u>	<u>2010-1</u>	<u>2010-2</u>	<u>2010-3</u>
Strongly agree	1	0	0	0	578	0	0	0	0	0
Agree	2	0	0	0	368	0	0	0	0	0
Neither agree nor disagree	3	0	0	0	185	0	0	0	0	0
Disagree	4	0	0	0	136	0	0	0	0	0
Strongly disagree	5	0	0	0	76	0	0	0	0	0
Can't choose	8	0	0	0	16	0	0	0	0	0
No answer	9	0	0	0	6	0	0	0	0	0
Not applicable	0	2000	2000	2000	658	2023	2023	2044	2044	2044

B. There is little that people can do to change the course of their lives.

[VAR: FATALISM]

<u>RESPONSE</u>	<u>PUNCH</u>	<u>YEAR</u>								
		<u>2006-1</u>	<u>2006-2</u>	<u>2006-3</u>	<u>2008-1</u>	<u>2008-2</u>	<u>2008-3</u>	<u>2010-1</u>	<u>2010-2</u>	<u>2010-3</u>
Strongly agree	1	0	0	0	47	0	0	0	0	0
Agree	2	0	0	0	107	0	0	0	0	0
Neither agree nor disagree	3	0	0	0	78	0	0	0	0	0
Disagree	4	0	0	0	618	0	0	0	0	0
Strongly disagree	5	0	0	0	506	0	0	0	0	0
Can't choose	8	0	0	0	7	0	0	0	0	0
No answer	9	0	0	0	2	0	0	0	0	0
Not applicable	0	2000	2000	2000	658	2023	2023	2044	2044	2044

C. To me, life is meaningful only because God exists.

[VAR: GODMEANS]

<u>RESPONSE</u>	<u>PUNCH</u>	<u>YEAR</u>								
		<u>2006-1</u>	<u>2006-2</u>	<u>2006-3</u>	<u>2008-1</u>	<u>2008-2</u>	<u>2008-3</u>	<u>2010-1</u>	<u>2010-2</u>	<u>2010-3</u>
Strongly agree	1	0	0	0	268	0	0	0	0	0
Agree	2	0	0	0	352	0	0	0	0	0
Neither agree nor disagree	3	0	0	0	278	0	0	0	0	0
Disagree	4	0	0	0	298	0	0	0	0	0
Strongly disagree	5	0	0	0	151	0	0	0	0	0
Can't choose	8	0	0	0	13	0	0	0	0	0
No answer	9	0	0	0	5	0	0	0	0	0
Not applicable	0	2000	2000	2000	658	2023	2023	2044	2044	2044

D. In my opinion, life does not serve any purpose.

[VAR: NIHILISM]

<u>RESPONSE</u>	<u>PUNCH</u>	<u>YEAR</u>								
		<u>2006-1</u>	<u>2006-2</u>	<u>2006-3</u>	<u>2008-1</u>	<u>2008-2</u>	<u>2008-3</u>	<u>2010-1</u>	<u>2010-2</u>	<u>2010-3</u>
Strongly agree	1	0	0	0	12	0	0	0	0	0
Agree	2	0	0	0	27	0	0	0	0	0
Neither agree nor disagree	3	0	0	0	66	0	0	0	0	0
Disagree	4	0	0	0	490	0	0	0	0	0
Strongly disagree	5	0	0	0	755	0	0	0	0	0
Can't choose	8	0	0	0	14	0	0	0	0	0
No answer	9	0	0	0	1	0	0	0	0	0
Not applicable	0	2000	2000	2000	658	2023	2023	2044	2044	2044

E. Life is only meaningful if you provide the meaning yourself.

[VAR: EGOMEANS]

<u>RESPONSE</u>	<u>PUNCH</u>	<u>YEAR</u>								
		<u>2006-1</u>	<u>2006-2</u>	<u>2006-3</u>	<u>2008-1</u>	<u>2008-2</u>	<u>2008-3</u>	<u>2010-1</u>	<u>2010-2</u>	<u>2010-3</u>
Strongly agree	1	0	0	0	192	0	0	0	0	0
Agree	2	0	0	0	464	0	0	0	0	0
Neither agree nor disagree	3	0	0	0	190	0	0	0	0	0
Disagree	4	0	0	0	336	0	0	0	0	0
Strongly disagree	5	0	0	0	158	0	0	0	0	0
Can't choose	8	0	0	0	21	0	0	0	0	0
No answer	9	0	0	0	4	0	0	0	0	0
Not applicable	0	2000	2000	2000	658	2023	2023	2044	2044	2044

696. Do you agree or disagree with the following...I have my own way of connecting with God without churches or religious services.

[VAR: MYWAYGOD]

<u>RESPONSE</u>	<u>PUNCH</u>	<u>YEAR</u>								
		<u>2006-1</u>	<u>2006-2</u>	<u>2006-3</u>	<u>2008-1</u>	<u>2008-2</u>	<u>2008-3</u>	<u>2010-1</u>	<u>2010-2</u>	<u>2010-3</u>
Strongly agree	1	0	0	0	339	0	0	0	0	0
Agree	2	0	0	0	543	0	0	0	0	0
Neither agree nor disagree	3	0	0	0	155	0	0	0	0	0
Disagree	4	0	0	0	194	0	0	0	0	0
Strongly agree	5	0	0	0	118	0	0	0	0	0
Don't Know	8	0	0	0	9	0	0	0	0	0
No Answer	9	0	0	0	7	0	0	0	0	0
Not applicable	0	2000	2000	2000	658	2023	2023	2044	2044	2044

697. What was your mother's religious preference when you were a child? Was it Protestant, Catholic, Jewish, some other religion, or no religion?

[VAR: MARELKID]

<u>RESPONSE</u>	<u>PUNCH</u>	<u>YEAR</u>								
		<u>2006-1</u>	<u>2006-2</u>	<u>2006-3</u>	<u>2008-1</u>	<u>2008-2</u>	<u>2008-3</u>	<u>2010-1</u>	<u>2010-2</u>	<u>2010-3</u>
Protestant	1	0	0	0	764	0	0	0	0	0
Catholic	2	0	0	0	410	0	0	0	0	0
Jewish	3	0	0	0	27	0	0	0	0	0
Orthodox (such as Greek or Russian Orthodox)	4	0	0	0	10	0	0	0	0	0
Moslem	5	0	0	0	7	0	0	0	0	0
Other (please specify)	6	0	0	0	17	0	0	0	0	0
No religion	7	0	0	0	97	0	0	0	0	0
Don't know	8	0	0	0	28	0	0	0	0	0
No answer	9	0	0	0	5	0	0	0	0	0
Not applicable	0	2000	2000	2000	658	2023	2023	2044	2044	2044

A. If Protestant, what specific denomination was that?

[VAR: MADENKID]

<u>RESPONSE</u>	<u>PUNCH</u>	<u>YEAR</u>								
		<u>2006-1</u>	<u>2006-2</u>	<u>2006-3</u>	<u>2008-1</u>	<u>2008-2</u>	<u>2008-3</u>	<u>2010-1</u>	<u>2010-2</u>	<u>2010-3</u>
BAPTIST										
American Baptist Association	10000	0	0	0	15	0	0	0	0	0
American Baptist Churches in the U.S.A	11000	0	0	0	5	0	0	0	0	0
National Baptist Convention of America	12000	0	0	0	6	0	0	0	0	0
National Baptist Convention, U.S.A., Inc	13000	0	0	0	3	0	0	0	0	0
Southern Baptist Convention	14000	0	0	0	103	0	0	0	0	0
Other Baptist Churches	15000	0	0	0	2	0	0	0	0	0
Baptist, Don't know which	18000	0	0	0	135	0	0	0	0	0
METHODIST										
African Methodist Episcopal Church	20000	0	0	0	5	0	0	0	0	0
African Methodist Episcopal Zion Church	21000	0	0	0	3	0	0	0	0	0
United Methodist Church	22000	0	0	0	66	0	0	0	0	0
Other Methodist Churches	23000	0	0	0	0	0	0	0	0	0
Methodist, Don't know which	28000	0	0	0	30	0	0	0	0	0
LUTHERAN										
American Lutheran Church	30000	0	0	0	10	0	0	0	0	0
Lutheran Church in America	31000	0	0	0	6	0	0	0	0	0
Lutheran Church-- Missouri Synod	32000	0	0	0	11	0	0	0	0	0
Wisconsin Evangelical Lutheran Synod	33000	0	0	0	5	0	0	0	0	0
Other Lutheran Churches	34000	0	0	0	1	0	0	0	0	0
Evangelical Lutheran	35000	0	0	0	2	0	0	0	0	0
Lutheran, Don't know which	38000	0	0	0	30	0	0	0	0	0
PRESBYTERIAN										
Presbyterian Church in the U.S.A	40000	0	0	0	6	0	0	0	0	0
United Presbyterian Church in the U.S.A.	41000	0	0	0	7	0	0	0	0	0
Other Presbyterian Churches	42000	0	0	0	0	0	0	0	0	0
Presbyterian Church (U.S.A)	43000	0	0	0	0	0	0	0	0	0
Presbyterian, don't know which	48000	0	0	0	37	0	0	0	0	0
EPISCOPAL CHURCH										
Independent Bible Fellowship	60003	0	0	0	1	0	0	0	0	0
New Testament Christian	60006	0	0	0	0	0	0	0	0	0
Moravian	60008	0	0	0	0	0	0	0	0	0
Christian and Missionary Alliance	60009	0	0	0	2	0	0	0	0	0
Assembly of God	60012	0	0	0	3	0	0	0	0	0
Apostolic	60014	0	0	0	1	0	0	0	0	0
Free Will Baptist	60016	0	0	0	6	0	0	0	0	0

[VAR: MADENKID] (Continued)

<u>RESPONSE</u>	<u>PUNCH</u>	<u>YEAR</u>								
		<u>2006-1</u>	<u>2006-2</u>	<u>2006-3</u>	<u>2008-1</u>	<u>2008-2</u>	<u>2008-3</u>	<u>2010-1</u>	<u>2010-2</u>	<u>2010-3</u>
Unitarian, Universalist	60080	0	0	0	1	0	0	0	0	0
United Church of Christ	60081	0	0	0	2	0	0	0	0	0
Wesleyan	60083	0	0	0	0	0	0	0	0	0
Wesleyan Methodist--Pilgrim	60084	0	0	0	0	0	0	0	0	0
Mission Covenant	60092	0	0	0	0	0	0	0	0	0
Missionary Baptist	60093	0	0	0	3	0	0	0	0	0
Other Fundamentalist	60097	0	0	0	0	0	0	0	0	0
Charismatic Christian	60102	0	0	0	1	0	0	0	0	0
Worldwide Church of God	60113	0	0	0	1	0	0	0	0	0
Missionary	60117	0	0	0	3	0	0	0	0	0
United Church of Canada	60119	0	0	0	0	0	0	0	0	0
Evangelical United Brethren	60120	0	0	0	0	0	0	0	0	0
Primitive Baptist	60133	0	0	0	0	0	0	0	0	0
Apostolic Church	60138	0	0	0	0	0	0	0	0	0
New Birth Christian	60141	0	0	0	0	0	0	0	0	0
No denomination given or non-denom. Church	70000	0	0	0	41	0	0	0	0	0
Don't know	99998	0	0	0	31	0	0	0	0	0
No answer	99999	0	0	0	13	0	0	0	0	0
Not applicable (Puches 2-9 in MARELKID)	0	2000	2000	2000	1254	2023	2023	2044	2044	2044

698. What was your father's religious preference when you were a child? Was it Protestant, Catholic, Jewish, some other religion, or no religion?

[VAR: PARELKID]

<u>RESPONSE</u>	<u>PUNCH</u>	<u>YEAR</u>								
		<u>2006-1</u>	<u>2006-2</u>	<u>2006-3</u>	<u>2008-1</u>	<u>2008-2</u>	<u>2008-3</u>	<u>2010-1</u>	<u>2010-2</u>	<u>2010-3</u>
Protestant	1	0	0	0	602	0	0	0	0	0
Catholic	2	0	0	0	413	0	0	0	0	0
Jewish	3	0	0	0	25	0	0	0	0	0
Orthodox (such as Greek or Russian Orthodox)	4	0	0	0	5	0	0	0	0	0
Moslem	5	0	0	0	12	0	0	0	0	0
Other (please specify)	6	0	0	0	12	0	0	0	0	0
No religion	7	0	0	0	198	0	0	0	0	0
Don't know	8	0	0	0	92	0	0	0	0	0
No answer	9	0	0	0	6	0	0	0	0	0
Not applicable	0	2000	2000	2000	658	2023	2023	2044	2044	2044

A. If Protestant, what specific denomination was that?

[VAR: PADENKID]

<u>RESPONSE</u>	<u>PUNCH</u>	<u>YEAR</u>								
		<u>2006-1</u>	<u>2006-2</u>	<u>2006-3</u>	<u>2008-1</u>	<u>2008-2</u>	<u>2008-3</u>	<u>2010-1</u>	<u>2010-2</u>	<u>2010-3</u>
BAPTIST										
American Baptist Association	10000	0	0	0	5	0	0	0	0	0
American Baptist Churches in the U.S.A	11000	0	0	0	5	0	0	0	0	0
National Baptist Convention of America	12000	0	0	0	6	0	0	0	0	0
National Baptist Convention, U.S.A., Inc	13000	0	0	0	4	0	0	0	0	0
Southern Baptist Convention	14000	0	0	0	76	0	0	0	0	0
Other Baptist Churches	15000	0	0	0	0	0	0	0	0	0
Baptist, Don't know which	18000	0	0	0	110	0	0	0	0	0
METHODIST										
African Methodist Episcopal Church	20000	0	0	0	3	0	0	0	0	0
African Methodist Episcopal Zion Church	21000	0	0	0	1	0	0	0	0	0
United Methodist Church	22000	0	0	0	52	0	0	0	0	0
Other Methodist Churches	23000	0	0	0	0	0	0	0	0	0
Methodist, Don't know which	28000	0	0	0	27	0	0	0	0	0
LUTHERAN										
American Lutheran Church	30000	0	0	0	8	0	0	0	0	0
Lutheran Church in America	31000	0	0	0	5	0	0	0	0	0
Lutheran Church-- Missouri Synod	32000	0	0	0	14	0	0	0	0	0
Wisconsin Evangelical Lutheran Synod	33000	0	0	0	4	0	0	0	0	0
Other Lutheran Churches	34000	0	0	0	0	0	0	0	0	0
Evangelical Lutheran	35000	0	0	0	1	0	0	0	0	0
Lutheran, Don't know which	38000	0	0	0	21	0	0	0	0	0
PRESBYTERIAN										
Presbyterian Church in the U.S.A	40000	0	0	0	6	0	0	0	0	0
United Presbyterian Church in the U.S.A.	41000	0	0	0	2	0	0	0	0	0
Other Presbyterian Churches	42000	0	0	0	0	0	0	0	0	0
Presbyterian Church (U.S.A)	43000	0	0	0	0	0	0	0	0	0
Presbyterian, don't know which	48000	0	0	0	22	0	0	0	0	0
EPISCOPAL CHURCH										
Independent Bible Fellowship	50000	0	0	0	27	0	0	0	0	0
Moravian	60003	0	0	0	1	0	0	0	0	0
Christian and Missionary Alliance	60008	0	0	0		0	0	0	0	0
Assembly of God	60009	0	0	0	3	0	0	0	0	0
Apostolic	60012	0	0	0	1	0	0	0	0	0
Free Will Baptist	60014	0	0	0	1	0	0	0	0	0
Brethren Church	60016	0	0	0	3	0	0	0	0	0
	60020	0	0	0	2	0	0	0	0	0

[VAR: PADENKID] (Continued)

<u>RESPONSE</u>	<u>PUNCH</u>	<u>YEAR</u>								
		<u>2006-1</u>	<u>2006-2</u>	<u>2006-3</u>	<u>2008-1</u>	<u>2008-2</u>	<u>2008-3</u>	<u>2010-1</u>	<u>2010-2</u>	<u>2010-3</u>
Wesleyan Methodist-- Pilgrim	60084	0	0	0	0	0	0	0	0	0
Mission Covenant	60092	0	0	0	0	0	0	0	0	0
Missionary Baptist	60093	0	0	0	2	0	0	0	0	0
Charismatic Christian	60102	0	0	0	1	0	0	0	0	0
Worldwide Church of God	60113	0	0	0	0	0	0	0	0	0
United Church of Canada	60119	0	0	0	0	0	0	0	0	0
Evangelical United Brethren	60120	0	0	0	0	0	0	0	0	0
Primitive Baptist	60133	0	0	0	0	0	0	0	0	0
Apostolic Church	60138	0	0	0	0	0	0	0	0	0
Zwinglian	60150	0	0	0	0	0	0	0	0	0
No denomination given or non-denom. church	70000	0	0	0	42	0	0	0	0	0
Don't know	99998	0	0	0	22	0	0	0	0	0
No answer	99999	0	0	0	12	0	0	0	0	0
Not applicable (Punches 2-9 in PARELKID)	0	2000	2000	2000	1416	2023	2023	2044	2044	2044

699. What religion, if any, were you raised in? Was it Protestant, Catholic, Jewish, some other religion, or no religion?

[VAR: RELIGKID]

<u>RESPONSE</u>	<u>PUNCH</u>	<u>YEAR</u>								
		<u>2006-1</u>	<u>2006-2</u>	<u>2006-3</u>	<u>2008-1</u>	<u>2008-2</u>	<u>2008-3</u>	<u>2010-1</u>	<u>2010-2</u>	<u>2010-3</u>
Protestant	1	0	0	0	747	0	0	0	0	0
Catholic	2	0	0	0	429	0	0	0	0	0
Jewish	3	0	0	0	25	0	0	0	0	0
Orthodox (such as Greek or Russian Orthodox)	4	0	0	0	9	0	0	0	0	0
Moslem	5	0	0	0	8	0	0	0	0	0
Other (please specify)	6	0	0	0	19	0	0	0	0	0
No religion	7	0	0	0	115	0	0	0	0	0
Don't know	8	0	0	0	6	0	0	0	0	0
No answer	9	0	0	0	7	0	0	0	0	0
Not applicable	0	2000	2000	2000	658	2023	2023	2044	2044	2044

[VAR: DENKID] (Continued)

<u>RESPONSE</u>	<u>PUNCH</u>	<u>YEAR</u>								
		<u>2006-1</u>	<u>2006-2</u>	<u>2006-3</u>	<u>2008-1</u>	<u>2008-2</u>	<u>2008-3</u>	<u>2010-1</u>	<u>2010-2</u>	<u>2010-3</u>
Free Will Baptist	60016	0	0	0	6	0	0	0	0	0
Holiness, Nazaren	60018	0	0	0	1	0	0	0	0	0
Brethren Church	60020	0	0	0	3	0	0	0	0	0
United Brethren, United Brethren in Christ	60023	0	0	0	1	0	0	0	0	0
Independent	60024	0	0	0	3	0	0	0	0	0
Christian; Central Christian	60031	0	0	0	33	0	0	0	0	0
Christian Reform	60032	0	0	0	3	0	0	0	0	0
Christian Scientist	60033	0	0	0	0	0	0	0	0	0
Church of Christ	60035	0	0	0	11	0	0	0	0	0
Churches of God (Except with Christ and Holiness)	60036	0	0	0	6	0	0	0	0	0
Church of God in Christ	60037	0	0	0	1	0	0	0	0	0
Holiness	60038	0	0	0	0	0	0	0	0	0
Congregationalist, 1st Congreg	60040	0	0	0	6	0	0	0	0	0
Community Church	60041	0	0	0	1	0	0	0	0	0
Covenant	60042	0	0	0	0	0	0	0	0	0
Dutch Reform	60043	0	0	0	1	0	0	0	0	0
Disciples of Christ	60044	0	0	0	3	0	0	0	0	0
Evangelical, Evangelist	60045	0	0	0	2	0	0	0	0	0
Evangelist Free Church	60047	0	0	0	0	0	0	0	0	0
First Christian Disciples of Christ	60049	0	0	0	0	0	0	0	0	0
First Reformed	60050	0	0	0	0	0	0	0	0	0
First Christian	60051	0	0	0	0	0	0	0	0	0
Full Gospel	60052	0	0	0	1	0	0	0	0	0
Holiness; Church of Holiness	60056	0	0	0	5	0	0	0	0	0
Pilgrim Holiness	60057	0	0	0	1	0	0	0	0	0
Jehovah's Witnesses	60058	0	0	0	10	0	0	0	0	0
LDS	60059	0	0	0	10	0	0	0	0	0
LDS--Mormon	60060	0	0	0	4	0	0	0	0	0
LDS--Reorganized	60061	0	0	0	0	0	0	0	0	0
LDS--Jesus Christ; Church of Jesus LDS	60062	0	0	0	0	0	0	0	0	0
Mennonite	60063	0	0	0	1	0	0	0	0	0
Mormon	60064	0	0	0	10	0	0	0	0	0
Nazarene	60065	0	0	0	4	0	0	0	0	0
Pentecostal Assembly of God	60066	0	0	0	0	0	0	0	0	0
Pentecostal	60068	0	0	0	20	0	0	0	0	0
Quaker	60070	0	0	0	4	0	0	0	0	0
Reformed	60071	0	0	0	3	0	0	0	0	0

[VAR: DENKID] (Continued)

<u>RESPONSE</u>	<u>PUNCH</u>	<u>YEAR</u>								
		<u>2006-1</u>	<u>2006-2</u>	<u>2006-3</u>	<u>2008-1</u>	<u>2008-2</u>	<u>2008-3</u>	<u>2010-1</u>	<u>2010-2</u>	<u>2010-3</u>
7th Day Adventist	60077	0	0	0	4	0	0	0	0	0
Sanctified, Sanctification	60078	0	0	0	0	0	0	0	0	0
Unitarian, Universalist	60080	0	0	0	1	0	0	0	0	0
United Church of Christ	60081	0	0	0	1	0	0	0	0	0
Wesleyan	60083	0	0	0	0	0	0	0	0	0
Wesleyan Methodist--Pilgrim	60084	0	0	0	0	0	0	0	0	0
Mission Covenant	60092	0	0	0	0	0	0	0	0	0
Missionary Baptist	60093	0	0	0	3	0	0	0	0	0
Charismatic Christian	60102	0	0	0	1	0	0	0	0	0
Evangelical Methodist	60112	0	0	0	0	0	0	0	0	0
Worldwide Church of God	60113	0	0	0	0	0	0	0	0	0
Missionary	60117	0	0	0	2	0	0	0	0	0
United Church of Canada	60119	0	0	0	0	0	0	0	0	0
Evangelical United Brethren	60120	0	0	0	0	0	0	0	0	0
Apostolic Church	60138	0	0	0	0	0	0	0	0	0
New Birth Christian	60141	0	0	0	0	0	0	0	0	0
Polish Catholic	60149	0	0	0	0	0	0	0	0	0
No denomination given or non-denom. church	70000	0	0	0	40	0	0	0	0	0
Don't know	99998	0	0	0	11	0	0	0	0	0
No answer	99999	0	0	0	13	0	0	0	0	0
Not applicable (Punch 2-9 in RELKID)	0	2000	2000	2000	1269	2023	2023	2044	2044	2044

700. What is your husband's/wife's religious preference? Is it Protestant, Catholic, Jewish, some other religion, or no religion?

[VAR: RELIGSP]

<u>RESPONSE</u>	<u>PUNCH</u>	<u>YEAR</u>								
		<u>2006-1</u>	<u>2006-2</u>	<u>2006-3</u>	<u>2008-1</u>	<u>2008-2</u>	<u>2008-3</u>	<u>2010-1</u>	<u>2010-2</u>	<u>2010-3</u>
Protestant	1	0	0	0	382	0	0	0	0	0
Catholic	2	0	0	0	153	0	0	0	0	0
Jewish	3	0	0	0	14	0	0	0	0	0
Orthodox (such as Greek or Russian Orthodox)	4	0	0	0	6	0	0	0	0	0
Moslem	5	0	0	0	2	0	0	0	0	0
Other (please specify)	6	0	0	0	9	0	0	0	0	0
No religion	7	0	0	0	68	0	0	0	0	0
Don't know	8	0	0	0	9	0	0	0	0	0
No answer	9	0	0	0	2	0	0	0	0	0
Not applicable	0	2000	2000	2000	1378	2023	2023	2044	2044	2044

A. If Protestant, what specific denomination was that?

[VAR: DENSP]

<u>RESPONSE</u>	<u>PUNCH</u>	<u>YEAR</u>								
		<u>2006-1</u>	<u>2006-2</u>	<u>2006-3</u>	<u>2008-1</u>	<u>2008-2</u>	<u>2008-3</u>	<u>2010-1</u>	<u>2010-2</u>	<u>2010-3</u>
BAPTIST										
American Baptist Association	10000	0	0	0	5	0	0	0	0	0
American Baptist Churches in the U.S.A	11000	0	0	0	4	0	0	0	0	0
National Baptist Convention of America	12000	0	0	0	2	0	0	0	0	0
National Baptist Convention, U.S.A., Inc	13000	0	0	0	4	0	0	0	0	0
Southern Baptist Convention	14000	0	0	0	45	0	0	0	0	0
Other Baptist Churches	15000	0	0	0	1	0	0	0	0	0
Baptist, Don't know which	18000	0	0	0	45	0	0	0	0	0
METHODIST										
African Methodist Episcopal Church	20000	0	0	0	1	0	0	0	0	0
African Methodist Episcopal Zion Church	21000	0	0	0	0	0	0	0	0	0
United Methodist Church	22000	0	0	0	34	0	0	0	0	0
Other Methodist Churches	23000	0	0	0	0	0	0	0	0	0
Methodist, Don't know which	28000	0	0	0	7	0	0	0	0	0
LUTHERAN										
American Lutheran Church	30000	0	0	0	7	0	0	0	0	0
Lutheran Church in America	31000	0	0	0	1	0	0	0	0	0
Lutheran Church-- Missouri Synod	32000	0	0	0	6	0	0	0	0	0
Wisconsin Evangelical Lutheran Synod	33000	0	0	0	4	0	0	0	0	0
Other Lutheran Churches	34000	0	0	0	0	0	0	0	0	0
Evangelical Lutheran	35000	0	0	0	2	0	0	0	0	0
Lutheran, Don't know which	38000	0	0	0	13	0	0	0	0	0
PRESBYTERIAN										
Presbyterian Church in the U.S.A	40000	0	0	0	3	0	0	0	0	0
United Presbyterian Church in the U.S.A.	41000	0	0	0	5	0	0	0	0	0
Other Presbyterian Churches	42000	0	0	0	0	0	0	0	0	0
Presbyterian Church (U.S.A)	43000	0	0	0	0	0	0	0	0	0
Presbyterian, don't know which	48000	0	0	0	15	0	0	0	0	0
EPISCOPAL CHURCH										
Evangelical Congregational	60002	0	0	0	0	0	0	0	0	0
Independent Bible Fellowship	60003	0	0	0	0	0	0	0	0	0
Moravian	60008	0	0	0	1	0	0	0	0	0
Christian & Missionary Alliance	60009	0	0	0	3	0	0	0	0	0
Adventist	60010	0	0	0	1	0	0	0	0	0
Assembly of God	60012	0	0	0	3	0	0	0	0	0
Apostolic	60014	0	0	0	1	0	0	0	0	0

[VAR: DENSP] (Continued)

<u>RESPONSE</u>	<u>PUNCH</u>	<u>YEAR</u>								
		<u>2006-1</u>	<u>2006-2</u>	<u>2006-3</u>	<u>2008-1</u>	<u>2008-2</u>	<u>2008-3</u>	<u>2010-1</u>	<u>2010-2</u>	<u>2010-3</u>
Free Will Baptist	60016	0	0	0	2	0	0	0	0	0
Nazarene Holiness	60018	0	0	0	0	0	0	0	0	0
Brethren Church, Brethren	60020	0	0	0	0	0	0	0	0	0
United Brethren, United Brethren in Christ	60023	0	0	0	0	0	0	0	0	0
Independent	60024	0	0	0	2	0	0	0	0	0
Christian; Central Christian	60031	0	0	0	16	0	0	0	0	0
Christian Reform	60032	0	0	0	1	0	0	0	0	0
Christian Scientist	60033	0	0	0	1	0	0	0	0	0
Church of Christ	60035	0	0	0	5	0	0	0	0	0
Churches of God (Except with Christ and Holiness)	60036	0	0	0	3	0	0	0	0	0
Church of God in Christ	60037	0	0	0	2	0	0	0	0	0
Congregationalist, 1st Congreg	60040	0	0	0	4	0	0	0	0	0
Dutch Reform	60043	0	0	0	0	0	0	0	0	0
Disciples of Christ	60044	0	0	0	0	0	0	0	0	0
Evangelical, Evangelist	60045	0	0	0	2	0	0	0	0	0
Evangelical Reform	60046	0	0	0	0	0	0	0	0	0
Evangelist Free Church	60047	0	0	0	0	0	0	0	0	0
First Church	60048	0	0	0	0	0	0	0	0	0
First Christian	60051	0	0	0	0	0	0	0	0	0
Holiness; Church of Holiness	60056	0	0	0	2	0	0	0	0	0
Pilgrim Holiness	60057	0	0	0	1	0	0	0	0	0
Jehovah's Witnesses	60058	0	0	0	5	0	0	0	0	0
LDS	60059	0	0	0	6	0	0	0	0	0
LDS--Mormon	60060	0	0	0	2	0	0	0	0	0
LDS--Reorganized	60061	0	0	0	0	0	0	0	0	0
LDS--Jesus Christ; Church of Jesus LDS	60062	0	0	0	0	0	0	0	0	0
Mennonite	60063	0	0	0	0	0	0	0	0	0
Mormon	60064	0	0	0	8	0	0	0	0	0
Nazarene	60065	0	0	0	4	0	0	0	0	0
Pentecostal	60068	0	0	0	14	0	0	0	0	0
Quaker	60070	0	0	0	2	0	0	0	0	0
Reformed	60071	0	0	0	2	0	0	0	0	0
7th Day Adventist	60077	0	0	0	2	0	0	0	0	0
Unitarian, Universalist	60080	0	0	0	2	0	0	0	0	0
United Church of Christ	60081	0	0	0	1	0	0	0	0	0
Wesleyan	60083	0	0	0	0	0	0	0	0	0
Missionary Baptist	60093	0	0	0	1	0	0	0	0	0

[VAR: DENSP] (Continued)

<u>RESPONSE</u>	<u>PUNCH</u>	<u>YEAR</u>								
		<u>2006-1</u>	<u>2006-2</u>	<u>2006-3</u>	<u>2008-1</u>	<u>2008-2</u>	<u>2008-3</u>	<u>2010-1</u>	<u>2010-2</u>	<u>2010-3</u>
Other Fundamentalist	60097	0	0	0	2	0	0	0	0	0
Federated Church	60098	0	0	0	0	0	0	0	0	0
Missionary	60117	0	0	0	1	0	0	0	0	0
United Church of Canada	60119	0	0	0	0	0	0	0	0	0
Evangelical Unitarian	60120	0	0	0	0	0	0	0	0	0
Primitive Baptist	60133	0	0	0	0	0	0	0	0	0
No denomination given or non-denom. church	70000	0	0	0	50	0	0	0	0	0
Don't know	99998	0	0	0	8	0	0	0	0	0
No answer	99999	0	0	0	4	0	0	0	0	0
Not applicable (Punch 2-9 in RELSP)	0	2000	2000	2000	1639	2023	2023	2044	2044	2044

701. When you were a child, how often did your mother attend religious services?

[VAR: ATTENDMA]

<u>RESPONSE</u>	<u>PUNCH</u>	<u>YEAR</u>								
		<u>2006-1</u>	<u>2006-2</u>	<u>2006-3</u>	<u>2008-1</u>	<u>2008-2</u>	<u>2008-3</u>	<u>2010-1</u>	<u>2010-2</u>	<u>2010-3</u>
Never	1	0	0	0	154	0	0	0	0	0
Less than once a year	2	0	0	0	46	0	0	0	0	0
About once or twice a year	3	0	0	0	101	0	0	0	0	0
Several times a year	4	0	0	0	102	0	0	0	0	0
About once a month	5	0	0	0	68	0	0	0	0	0
2-3 times a month	6	0	0	0	102	0	0	0	0	0
Nearly every week	7	0	0	0	129	0	0	0	0	0
Every week	8	0	0	0	462	0	0	0	0	0
Several times a week	9	0	0	0	143	0	0	0	0	0
No mother/mother not present	10	0	0	0	19	0	0	0	0	0
Can't say/can't remember	98	0	0	0	35	0	0	0	0	0
No answer	99	0	0	0	4	0	0	0	0	0
Not applicable	0	2000	2000	2000	658	2023	2023	2044	2044	2044

702. When you were a child, how often did your father attend religious services?

[VAR: ATTENDPA]

<u>RESPONSE</u>	<u>PUNCH</u>	<u>YEAR</u>								
		<u>2006-1</u>	<u>2006-2</u>	<u>2006-3</u>	<u>2008-1</u>	<u>2008-2</u>	<u>2008-3</u>	<u>2010-1</u>	<u>2010-2</u>	<u>2010-3</u>
Never	1	0	0	0	268	0	0	0	0	0
Less than once a year	2	0	0	0	74	0	0	0	0	0
About once or twice a year	3	0	0	0	118	0	0	0	0	0
Several times a year	4	0	0	0	119	0	0	0	0	0
About once a month	5	0	0	0	69	0	0	0	0	0
2-3 times a month	6	0	0	0	86	0	0	0	0	0
Nearly every week	7	0	0	0	111	0	0	0	0	0
Every week	8	0	0	0	296	0	0	0	0	0
Several times a week	9	0	0	0	82	0	0	0	0	0
No father/father not present	10	0	0	0	69	0	0	0	0	0
Can't say/can't remember	98	0	0	0	69	0	0	0	0	0
No answer	99	0	0	0	4	0	0	0	0	0
Not applicable	0	2000	2000	2000	658	2023	2023	2044	2044	2044

703. And what about when you were around 11 or 12, how often did you attend religious services then?

[VAR: ATTEND12]

<u>RESPONSE</u>	<u>PUNCH</u>	<u>YEAR</u>								
		<u>2006-1</u>	<u>2006-2</u>	<u>2006-3</u>	<u>2008-1</u>	<u>2008-2</u>	<u>2008-3</u>	<u>2010-1</u>	<u>2010-2</u>	<u>2010-3</u>
Never	1	0	0	0	112	0	0	0	0	0
Less than once a year	2	0	0	0	30	0	0	0	0	0
About once or twice a year	3	0	0	0	74	0	0	0	0	0
Several times a year	4	0	0	0	91	0	0	0	0	0
About once a month	5	0	0	0	57	0	0	0	0	0
2-3 times a month	6	0	0	0	114	0	0	0	0	0
Nearly every week	7	0	0	0	194	0	0	0	0	0
Every week	8	0	0	0	504	0	0	0	0	0
Several times a week	9	0	0	0	173	0	0	0	0	0
Can't say/can't remember	98	0	0	0	12	0	0	0	0	0
No answer	99	0	0	0	4	0	0	0	0	0
Not applicable	0	2000	2000	2000	658	2023	2023	2044	2044	2044

704. Now thinking about the present, about how often do you pray?

[VAR: PRAYFREQ]

<u>RESPONSE</u>	<u>PUNCH</u>	<u>YEAR</u>								
		<u>2006-1</u>	<u>2006-2</u>	<u>2006-3</u>	<u>2008-1</u>	<u>2008-2</u>	<u>2008-3</u>	<u>2010-1</u>	<u>2010-2</u>	<u>2010-3</u>
Never	1	0	0	0	138	0	0	0	0	0
Less than once a year	2	0	0	0	28	0	0	0	0	0
About once or twice a year	3	0	0	0	25	0	0	0	0	0
Several times a year	4	0	0	0	68	0	0	0	0	0
About once a month	5	0	0	0	38	0	0	0	0	0
2-3 times a month	6	0	0	0	63	0	0	0	0	0
Nearly every week	7	0	0	0	27	0	0	0	0	0
Every week	8	0	0	0	66	0	0	0	0	0
Several times a week	9	0	0	0	149	0	0	0	0	0
Once a day	10	0	0	0	356	0	0	0	0	0
Several times a day	11	0	0	0	391	0	0	0	0	0
Don't Know	98	0	0	0	6	0	0	0	0	0
No answer	99	0	0	0	10	0	0	0	0	0
Not applicable	0	2000	2000	2000	658	2023	2023	2044	2044	2044

705. How often do you take part in the activities and organizations of a church or place of worship other than attending services?

[VAR: RELACTIV1]

<u>RESPONSE</u>	<u>PUNCH</u>	<u>YEAR</u>								
		<u>2006-1</u>	<u>2006-2</u>	<u>2006-3</u>	<u>2008-1</u>	<u>2008-2</u>	<u>2008-3</u>	<u>2010-1</u>	<u>2010-2</u>	<u>2010-3</u>
Never	1	0	0	0	549	0	0	0	0	0
Less than once a year	2	0	0	0	112	0	0	0	0	0
About once or twice a year	3	0	0	0	202	0	0	0	0	0
Several times a year	4	0	0	0	165	0	0	0	0	0
About once a month	5	0	0	0	72	0	0	0	0	0
2-3 times a month	6	0	0	0	87	0	0	0	0	0
Nearly every week	7	0	0	0	27	0	0	0	0	0
Every week	8	0	0	0	74	0	0	0	0	0
Several times a week	9	0	0	0	68	0	0	0	0	0
Don't know	98	0	0	0	4	0	0	0	0	0
No answer	99	0	0	0	5	0	0	0	0	0
Not applicable	0	2000	2000	2000	658	2023	2023	2044	2044	2044

706. For religious reasons do you have in your home a shrine, altar, or a religious object on display such as an icon, menorah, or crucifix?

[VAR: RELOBJECT]

<u>RESPONSE</u>	<u>PUNCH</u>	<u>YEAR</u>								
		<u>2006-1</u>	<u>2006-2</u>	<u>2006-3</u>	<u>2008-1</u>	<u>2008-2</u>	<u>2008-3</u>	<u>2010-1</u>	<u>2010-2</u>	<u>2010-3</u>
Yes	1	0	0	0	531	0	0	0	0	0
No	2	0	0	0	825	0	0	0	0	0
Don't Know	8	0	0	0	4	0	0	0	0	0
No Answer	9	0	0	0	5	0	0	0	0	0
Not applicable	0	2000	2000	2000	658	2023	2023	2044	2044	2044

707. How often do you visit a holy place for religious reasons such as going to a shrine, temple, church, or mosque? Please do not count attending regular religious services at your usual place of worship, if you have one. Would you say...

[VAR: VISTHOLY]

<u>RESPONSE</u>	<u>PUNCH</u>	<u>YEAR</u>								
		<u>2006-1</u>	<u>2006-2</u>	<u>2006-3</u>	<u>2008-1</u>	<u>2008-2</u>	<u>2008-3</u>	<u>2010-1</u>	<u>2010-2</u>	<u>2010-3</u>
Never	1	0	0	0	847	0	0	0	0	0
Less than once a year	2	0	0	0	142	0	0	0	0	0
About once or twice a year	3	0	0	0	166	0	0	0	0	0
Several times a year	4	0	0	0	97	0	0	0	0	0
About once a month or more	5	0	0	0	102	0	0	0	0	0
Don't Know	8	0	0	0	7	0	0	0	0	0
No Answer	9	0	0	0	4	0	0	0	0	0
Not applicable	0	2000	2000	2000	658	2023	2023	2044	2044	2044

708. Would you describe yourself as. . .

[VAR: FEELREL]

<u>RESPONSE</u>	<u>PUNCH</u>	<u>YEAR</u>								
		<u>2006-1</u>	<u>2006-2</u>	<u>2006-3</u>	<u>2008-1</u>	<u>2008-2</u>	<u>2008-3</u>	<u>2010-1</u>	<u>2010-2</u>	<u>2010-3</u>
Extremely religious	1	0	0	0	91	0	0	0	0	0
Very religious	2	0	0	0	271	0	0	0	0	0
Somewhat religious	3	0	0	0	678	0	0	0	0	0
Neither religious nor non-religious	4	0	0	0	96	0	0	0	0	0
Somewhat non-religious	5	0	0	0	97	0	0	0	0	0
Very non-religious	6	0	0	0	52	0	0	0	0	0
Extremely non-religious	7	0	0	0	70	0	0	0	0	0
Can't choose	8	0	0	0	4	0	0	0	0	0
No answer	9	0	0	0	6	0	0	0	0	0
Not applicable	0	2000	2000	2000	658	2023	2023	2044	2044	2044

709. What best describes you:

[VAR: RELSPRT]

<u>RESPONSE</u>	<u>PUNCH</u>	<u>YEAR</u>								
		<u>2006-1</u>	<u>2006-2</u>	<u>2006-3</u>	<u>2008-1</u>	<u>2008-2</u>	<u>2008-3</u>	<u>2010-1</u>	<u>2010-2</u>	<u>2010-3</u>
I follow a religion and consider myself to be a spiritual person interested in the sacred and the supernatural.	1	0	0	0	528	0	0	0	0	0
I follow a religion, but don't consider myself to be a spiritual person interested in the sacred and the supernatural.	2	0	0	0	304	0	0	0	0	0
I don't follow a religion, but consider myself to be a spiritual person interested in the sacred and the supernatural.	3	0	0	0	312	0	0	0	0	0
I don't follow a religion and don't consider myself to be a spiritual person interested in the sacred and the supernatural?	4	0	0	0	154	0	0	0	0	0
Don't Know	8	0	0	0	48	0	0	0	0	0
No Answer	9	0	0	0	19	0	0	0	0	0
Not applicable	0	2000	2000	2000	658	2023	2023	2044	2044	2044

710. Which of the following statements come closest to your own views:

[VAR: RELTRUTH]

<u>RESPONSE</u>	<u>PUNCH</u>	<u>YEAR</u>								
		<u>2006-1</u>	<u>2006-2</u>	<u>2006-3</u>	<u>2008-1</u>	<u>2008-2</u>	<u>2008-3</u>	<u>2010-1</u>	<u>2010-2</u>	<u>2010-3</u>
There is very little truth in any religion	1	0	0	0	60	0	0	0	0	0
There are basic truths in many religions	2	0	0	0	1103	0	0	0	0	0
There is truth in one religion	3	0	0	0	166	0	0	0	0	0
Don't know	8	0	0	0	27	0	0	0	0	0
No answer	9	0	0	0	9	0	0	0	0	0
Not applicable	0	2000	2000	2000	658	2023	2023	2044	2044	2044

711. Do you agree or disagree that...

A. ...that practicing a religion helps people to find inner peace and happiness? Would you say...

[VAR: PAXHAPPY]

<u>RESPONSE</u>	<u>PUNCH</u>	<u>YEAR</u>								
		<u>2006-1</u>	<u>2006-2</u>	<u>2006-3</u>	<u>2008-1</u>	<u>2008-2</u>	<u>2008-3</u>	<u>2010-1</u>	<u>2010-2</u>	<u>2010-3</u>
Strongly agree	1	0	0	0	518	0	0	0	0	0
Agree	2	0	0	0	662	0	0	0	0	0
Neither agree nor disagree	3	0	0	0	133	0	0	0	0	0
Disagree	4	0	0	0	30	0	0	0	0	0
Strongly disagree	5	0	0	0	9	0	0	0	0	0
Don't Know	8	0	0	0	7	0	0	0	0	0
No Answer	9	0	0	0	6	0	0	0	0	0
Not applicable	0	2000	2000	2000	658	2023	2023	2044	2044	2044

B. ...that practicing a religion helps people to make friends?

[VAR: MAKEFRND]

<u>RESPONSE</u>	<u>PUNCH</u>	<u>YEAR</u>								
		<u>2006-1</u>	<u>2006-2</u>	<u>2006-3</u>	<u>2008-1</u>	<u>2008-2</u>	<u>2008-3</u>	<u>2010-1</u>	<u>2010-2</u>	<u>2010-3</u>
Strongly agree	1	0	0	0	321	0	0	0	0	0
Agree	2	0	0	0	799	0	0	0	0	0
Neither agree nor disagree	3	0	0	0	160	0	0	0	0	0
Disagree	4	0	0	0	59	0	0	0	0	0
Strongly disagree	5	0	0	0	11	0	0	0	0	0
Don't Know	8	0	0	0	10	0	0	0	0	0
No Answer	9	0	0	0	5	0	0	0	0	0
Not applicable	0	2000	2000	2000	658	2023	2023	2044	2044	2044

C. ...that practicing a religion helps people to gain comfort in times of trouble and sorrow?

[VAR: COMFORT]

<u>RESPONSE</u>	<u>PUNCH</u>	<u>YEAR</u>								
		<u>2006-1</u>	<u>2006-2</u>	<u>2006-3</u>	<u>2008-1</u>	<u>2008-2</u>	<u>2008-3</u>	<u>2010-1</u>	<u>2010-2</u>	<u>2010-3</u>
Strongly agree	1	0	0	0	626	0	0	0	0	0
Agree	2	0	0	0	663	0	0	0	0	0
Neither agree nor disagree	3	0	0	0	51	0	0	0	0	0
Disagree	4	0	0	0	5	0	0	0	0	0
Strongly disagree	5	0	0	0	6	0	0	0	0	0
Don't Know	8	0	0	0	9	0	0	0	0	0
No Answer	9	0	0	0	5	0	0	0	0	0
Not applicable	0	2000	2000	2000	658	2023	2023	2044	2044	2044

D. ...that practicing a religion helps people to meet the right kind of people?

[VAR: RIGHTPEO]

<u>RESPONSE</u>	<u>PUNCH</u>	<u>YEAR</u>								
		<u>2006-1</u>	<u>2006-2</u>	<u>2006-3</u>	<u>2008-1</u>	<u>2008-2</u>	<u>2008-3</u>	<u>2010-1</u>	<u>2010-2</u>	<u>2010-3</u>
Strongly agree	1	0	0	0	220	0	0	0	0	0
Agree	2	0	0	0	573	0	0	0	0	0
Neither agree nor disagree	3	0	0	0	391	0	0	0	0	0
Disagree	4	0	0	0	130	0	0	0	0	0
Strongly disagree	5	0	0	0	28	0	0	0	0	0
Don't Know	8	0	0	0	17	0	0	0	0	0
No Answer	9	0	0	0	6	0	0	0	0	0
Not applicable	0	2000	2000	2000	658	2023	2023	2044	2044	2044

712. Would you say you have been "born again" or have had a "born again" experience -- that is, a turning point in your life when you committed yourself to Christ?

[VAR: REBORN1]

<u>RESPONSE</u>	<u>PUNCH</u>	<u>YEAR</u>								
		<u>2006-1</u>	<u>2006-2</u>	<u>2006-3</u>	<u>2008-1</u>	<u>2008-2</u>	<u>2008-3</u>	<u>2010-1</u>	<u>2010-2</u>	<u>2010-3</u>
Yes	1	0	0	0	510	0	0	0	0	0
No	2	0	0	0	834	0	0	0	0	0
Don't know	8	0	0	0	16	0	0	0	0	0
No answer	9	0	0	0	5	0	0	0	0	0
Not applicable	0	2000	2000	2000	658	2023	2023	2044	2044	2044

713. During the last year, did you make some personal sacrifice as an expression of your faith such as by fasting, following a special diet, or giving up some activity during a holy season such as Lent or Ramadan?

[VAR: PERSCRFC]

<u>RESPONSE</u>	<u>PUNCH</u>	<u>YEAR</u>								
		<u>2006-1</u>	<u>2006-2</u>	<u>2006-3</u>	<u>2008-1</u>	<u>2008-2</u>	<u>2008-3</u>	<u>2010-1</u>	<u>2010-2</u>	<u>2010-3</u>
Yes	1	0	0	0	360	0	0	0	0	0
No	2	0	0	0	993	0	0	0	0	0
Don't Know	8	0	0	0	5	0	0	0	0	0
No Answer	9	0	0	0	7	0	0	0	0	0
Not applicable	0	2000	2000	2000	658	2023	2023	2044	2044	2044

714. There are many different ways of picturing God. We'd like to know the kinds of images you are most likely to associate with God.

Here is a card with sets of contrasting images. On a scale of 1-7 where would you place your image of God between the two contrasting images? (HAND CARD AE)

The first set of contrasting images shows Mother at 1 on the scale and Father at 7. If you imagine God as a Mother you would place yourself at 1. If you imagine God as a Father, you would place yourself at 7. If you imagine God as somewhere between Mother and Father, you would place yourself at 2, 3, 4, 5, or 6. (REPEAT EXAMPLE AS NECESSARY FOR EACH ITEM A-F, SUBSTITUTING IMAGES A-F FOR "MOTHER" AND "FATHER".)

Where would you place your image of God on the scale for . . . READ EACH SET OF IMAGES AND CIRCLE ONE CODE FOR EACH.

HAND CARD AE

A. Mother - Father

[VAR: MAPA]

RESPONSE	PUNCH	YEAR								
		2006-1	2006-2	2006-3	2008-1	2008-2	2008-3	2010-1	2010-2	2010-3
1 - Mother	1	0	0	0	50	0	0	0	0	0
2	2	0	0	0	15	0	0	0	0	0
3	3	0	0	0	43	0	0	0	0	0
4	4	0	0	0	340	0	0	0	0	0
5	5	0	0	0	102	0	0	0	0	0
6	6	0	0	0	118	0	0	0	0	0
7 - Father	7	0	0	0	599	0	0	0	0	0
Don't know	8	0	0	0	66	0	0	0	0	0
No answer	9	0	0	0	32	0	0	0	0	0
Not applicable	0	2000	2000	2000	658	2023	2023	2044	2044	2044

B. Master - Spouse

[VAR: MASTERSP]

RESPONSE	PUNCH	YEAR								
		2006-1	2006-2	2006-3	2008-1	2008-2	2008-3	2010-1	2010-2	2010-3
1 - Master	1	0	0	0	532	0	0	0	0	0
2	2	0	0	0	110	0	0	0	0	0
3	3	0	0	0	136	0	0	0	0	0
4	4	0	0	0	320	0	0	0	0	0
5	5	0	0	0	51	0	0	0	0	0
6	6	0	0	0	29	0	0	0	0	0
7 - Spouse	7	0	0	0	45	0	0	0	0	0
Don't know	8	0	0	0	111	0	0	0	0	0
No answer	9	0	0	0	31	0	0	0	0	0
Not applicable	0	2000	2000	2000	658	2023	2023	2044	2044	2044

C. Judge - Lover

[VAR: JUDGELUV]

<u>RESPONSE</u>	<u>PUNCH</u>	<u>YEAR</u>								
		<u>2006-1</u>	<u>2006-2</u>	<u>2006-3</u>	<u>2008-1</u>	<u>2008-2</u>	<u>2008-3</u>	<u>2010-1</u>	<u>2010-2</u>	<u>2010-3</u>
1 - Judge	1	0	0	0	448	0	0	0	0	0
2	2	0	0	0	94	0	0	0	0	0
3	3	0	0	0	128	0	0	0	0	0
4	4	0	0	0	355	0	0	0	0	0
5	5	0	0	0	57	0	0	0	0	0
6	6	0	0	0	53	0	0	0	0	0
7 - Lover	7	0	0	0	82	0	0	0	0	0
Don't know	8	0	0	0	111	0	0	0	0	0
No answer	9	0	0	0	37	0	0	0	0	0
Not applicable	0	2000	2000	2000	658	2023	2023	2044	2044	2044

D. Friend - King

[VAR: FRNDKING]

<u>RESPONSE</u>	<u>PUNCH</u>	<u>YEAR</u>								
		<u>2006-1</u>	<u>2006-2</u>	<u>2006-3</u>	<u>2008-1</u>	<u>2008-2</u>	<u>2008-3</u>	<u>2010-1</u>	<u>2010-2</u>	<u>2010-3</u>
1 - Friend	1	0	0	0	253	0	0	0	0	0
2	2	0	0	0	69	0	0	0	0	0
3	3	0	0	0	78	0	0	0	0	0
4	4	0	0	0	382	0	0	0	0	0
5	5	0	0	0	86	0	0	0	0	0
6	6	0	0	0	71	0	0	0	0	0
7 - King	7	0	0	0	311	0	0	0	0	0
Don't know	8	0	0	0	84	0	0	0	0	0
No answer	9	0	0	0	31	0	0	0	0	0
Not applicable	0	2000	2000	2000	658	2023	2023	2044	2044	2044

**Topical Module: Form Y Experiments
(PILLOKY-LETDIE1Y)**

715. Do strongly disagree, disagree, agree, or strongly agree that methods of birth control should be available to teenagers between the ages of 14 and 16 if their parents do not approve?

[VAR: PILLOKY]

<u>RESPONSE</u>	<u>PUNCH</u>	<u>YEAR</u>								
		<u>2006-1</u>	<u>2006-2</u>	<u>2006-3</u>	<u>2008-1</u>	<u>2008-2</u>	<u>2008-3</u>	<u>2010-1</u>	<u>2010-2</u>	<u>2010-3</u>
Strongly agree	1	0	0	0	146	0	0	0	0	0
Agree	2	0	0	0	216	0	0	0	0	0
Disagree	3	0	0	0	166	0	0	0	0	0
Strongly disagree	4	0	0	0	140	0	0	0	0	0
Don't know	8	0	0	0	12	0	0	0	0	0
No answer	9	0	0	0	1	0	0	0	0	0
Not applicable	0	2000	2000	2000	1342	2023	2023	2044	2044	2044

716. Under certain conditions, the pope is infallible when he speaks on matters of faith and morals.

HAND CARD A17b

[VAR: POPESPKY]

<u>RESPONSE</u>	<u>PUNCH</u>	<u>YEAR</u>								
		<u>2006-1</u>	<u>2006-2</u>	<u>2006-3</u>	<u>2008-1</u>	<u>2008-2</u>	<u>2008-3</u>	<u>2010-1</u>	<u>2010-2</u>	<u>2010-3</u>
Certainly false	1	0	0	0	11	0	0	0	0	0
Probably false	2	0	0	0	20	0	0	0	0	0
I am uncertain whether this is false or true	3	0	0	0	93	0	0	0	0	0
Probably true	4	0	0	0	65	0	0	0	0	0
Certainly true	5	0	0	0	43	0	0	0	0	0
Don't Know	8	0	0	0	7	0	0	0	0	0
No Answer	9	0	0	0	5	0	0	0	0	0
Not applicable (Not Punch 2 in RELIG)	0	2000	2000	2000	1779	2023	2023	2044	2044	2044

REMARKS: POPESPKS and POPESPKY have different order of response categories. Card A17b contained responses 1-5.

717. Are there any situations you can imagine in which you would approve of a policeman striking an adult male citizen or are there no situations you can imagine in which you would approve of this?

[VAR: POLHIT0Y]

<u>RESPONSE</u>	<u>PUNCH</u>	<u>YEAR</u>								
		<u>2006-1</u>	<u>2006-2</u>	<u>2006-3</u>	<u>2008-1</u>	<u>2008-2</u>	<u>2008-3</u>	<u>2010-1</u>	<u>2010-2</u>	<u>2010-3</u>
Yes	1	0	0	0	480	0	0	0	0	0
No	2	0	0	0	176	0	0	0	0	0
Don't Know	98	0	0	0	28	0	0	0	0	0
No Answer	99	0	0	0	1	0	0	0	0	0
Not applicable	0	2000	2000	2000	1338	2023	2023	2044	2044	2044

718. When a person has a disease that cannot be cured, do you think doctors should or should not be allowed by law to end the patient's life by some painless means if the patient and his family request it?

[VAR: LETDIE1Y]

<u>RESPONSE</u>	<u>PUNCH</u>	<u>YEAR</u>								
		<u>2006-1</u>	<u>2006-2</u>	<u>2006-3</u>	<u>2008-1</u>	<u>2008-2</u>	<u>2008-3</u>	<u>2010-1</u>	<u>2010-2</u>	<u>2010-3</u>
Yes	1	0	0	0	453	0	0	0	0	0
No	2	0	0	0	211	0	0	0	0	0
Don't Know	98	0	0	0	16	0	0	0	0	0
No Answer	99	0	0	0	1	0	0	0	0	0
Not applicable	0	2000	2000	2000	1342	2023	2023	2044	2044	2044

REMARKS: LETDIE1Y has a slightly different wording than LETDIE1 - changing "should be allowed" to "should or should not be allowed"

**Topical Module: Social Inequality
(OPWLTH-INEQUAL5)**

To begin, we have some questions about opportunities for getting ahead . . .

719. Please show for each of these how important you think it is for getting ahead in life . . .

A. First, how important is coming from a wealthy family?

[VAR: OPWLTH]

<u>RESPONSE</u>	<u>PUNCH</u>	<u>YEAR</u>								
		<u>2006-1</u>	<u>2006-2</u>	<u>2006-3</u>	<u>2008-1</u>	<u>2008-2</u>	<u>2008-3</u>	<u>2010-1</u>	<u>2010-2</u>	<u>2010-3</u>
Essential	1	0	0	0	0	79	0	0	0	0
Very important	2	0	0	0	0	387	0	0	0	0
Fairly important	3	0	0	0	0	492	0	0	0	0
Not very important	4	0	0	0	0	388	0	0	0	0
Not important at all	5	0	0	0	0	183	0	0	0	0
Don't know	8	0	0	0	0	50	0	0	0	0
No answer	9	0	0	0	0	2	0	0	0	0
Not applicable	0	2000	2000	2000	2023	442	2023	2044	2044	2044

B. ...how important is having well-educated parents?

[VAR: OPPARED]

<u>RESPONSE</u>	<u>PUNCH</u>	<u>YEAR</u>								
		<u>2006-1</u>	<u>2006-2</u>	<u>2006-3</u>	<u>2008-1</u>	<u>2008-2</u>	<u>2008-3</u>	<u>2010-1</u>	<u>2010-2</u>	<u>2010-3</u>
Essential	1	0	0	0	0	112	0	0	0	0
Very important	2	0	0	0	0	667	0	0	0	0
Fairly Important	3	0	0	0	0	563	0	0	0	0
Not very important	4	0	0	0	0	170	0	0	0	0
Not important at all	5	0	0	0	0	49	0	0	0	0
Can't choose	8	0	0	0	0	18	0	0	0	0
No answer	9	0	0	0	0	2	0	0	0	0
Not applicable	0	2000	2000	2000	2023	442	2023	2044	2044	2044

C. ...how important is having a good education yourself?

[VAR: OPEDUC]

<u>RESPONSE</u>	<u>PUNCH</u>	<u>YEAR</u>								
		<u>2006-1</u>	<u>2006-2</u>	<u>2006-3</u>	<u>2008-1</u>	<u>2008-2</u>	<u>2008-3</u>	<u>2010-1</u>	<u>2010-2</u>	<u>2010-3</u>
Essential	1	0	0	0	0	477	0	0	0	0
Very important	2	0	0	0	0	903	0	0	0	0
Fairly Important	3	0	0	0	0	168	0	0	0	0
Not very important	4	0	0	0	0	14	0	0	0	0
Not important at all	5	0	0	0	0	6	0	0	0	0
Can't choose	8	0	0	0	0	11	0	0	0	0
No answer	9	0	0	0	0	2	0	0	0	0
Not applicable	0	2000	2000	2000	2023	442	2023	2044	2044	2044

D. ...how important is having ambition?

[VAR: OPAMBIT]

<u>RESPONSE</u>	<u>PUNCH</u>	<u>YEAR</u>								
		<u>2006-1</u>	<u>2006-2</u>	<u>2006-3</u>	<u>2008-1</u>	<u>2008-2</u>	<u>2008-3</u>	<u>2010-1</u>	<u>2010-2</u>	<u>2010-3</u>
Essential	1	0	0	0	0	627	0	0	0	0
Very important	2	0	0	0	0	798	0	0	0	0
Fairly Important	3	0	0	0	0	113	0	0	0	0
Not very important	4	0	0	0	0	19	0	0	0	0
Not important at all	5	0	0	0	0	3	0	0	0	0
Can't choose	8	0	0	0	0	19	0	0	0	0
No answer	9	0	0	0	0	2	0	0	0	0
Not applicable	0	2000	2000	2000	2023	442	2023	2044	2044	2044

E. ...how important is hard work?

[VAR: OPHRDWRK]

<u>RESPONSE</u>	<u>PUNCH</u>	<u>YEAR</u>								
		<u>2006-1</u>	<u>2006-2</u>	<u>2006-3</u>	<u>2008-1</u>	<u>2008-2</u>	<u>2008-3</u>	<u>2010-1</u>	<u>2010-2</u>	<u>2010-3</u>
Essential	1	0	0	0	0	686	0	0	0	0
Very important	2	0	0	0	0	818	0	0	0	0
Fairly Important	3	0	0	0	0	61	0	0	0	0
Not very important	4	0	0	0	0	7	0	0	0	0
Not important at all	5	0	0	0	0	3	0	0	0	0
Can't choose	8	0	0	0	0	4	0	0	0	0
No answer	9	0	0	0	0	2	0	0	0	0
Not applicable	0	2000	2000	2000	2023	442	2023	2044	2044	2044

F. ...how important is knowing the right people?

[VAR: OPKNOW]

<u>RESPONSE</u>	<u>PUNCH</u>	<u>YEAR</u>								
		<u>2006-1</u>	<u>2006-2</u>	<u>2006-3</u>	<u>2008-1</u>	<u>2008-2</u>	<u>2008-3</u>	<u>2010-1</u>	<u>2010-2</u>	<u>2010-3</u>
Essential	1	0	0	0	0	156	0	0	0	0
Very important	2	0	0	0	0	572	0	0	0	0
Fairly Important	3	0	0	0	0	647	0	0	0	0
Not very important	4	0	0	0	0	170	0	0	0	0
Not important at all	5	0	0	0	0	23	0	0	0	0
Can't choose	8	0	0	0	0	11	0	0	0	0
No answer	9	0	0	0	0	2	0	0	0	0
Not applicable	0	2000	2000	2000	2023	442	2023	2044	2044	2044

G. ...how important is having political connections?

[VAR: OPCLOUD]

<u>RESPONSE</u>	<u>PUNCH</u>	<u>YEAR</u>								
		<u>2006-1</u>	<u>2006-2</u>	<u>2006-3</u>	<u>2008-1</u>	<u>2008-2</u>	<u>2008-3</u>	<u>2010-1</u>	<u>2010-2</u>	<u>2010-3</u>
Essential	1	0	0	0	0	61	0	0	0	0
Very important	2	0	0	0	0	246	0	0	0	0
Fairly Important	3	0	0	0	0	458	0	0	0	0
Not very important	4	0	0	0	0	565	0	0	0	0
Not important at all	5	0	0	0	0	187	0	0	0	0
Can't choose	8	0	0	0	0	60	0	0	0	0
No answer	9	0	0	0	0	4	0	0	0	0
Not applicable	0	2000	2000	2000	2023	442	2023	2044	2044	2044

H. ...how important is giving bribes?

[VAR: OPBRIBES]

<u>RESPONSE</u>	<u>PUNCH</u>	<u>YEAR</u>								
		<u>2006-1</u>	<u>2006-2</u>	<u>2006-3</u>	<u>2008-1</u>	<u>2008-2</u>	<u>2008-3</u>	<u>2010-1</u>	<u>2010-2</u>	<u>2010-3</u>
Essential	1	0	0	0	0	8	0	0	0	0
Very important	2	0	0	0	0	33	0	0	0	0
Fairly Important	3	0	0	0	0	79	0	0	0	0
Not very important	4	0	0	0	0	313	0	0	0	0
Not important at all	5	0	0	0	0	1006	0	0	0	0
Can't choose	8	0	0	0	0	135	0	0	0	0
No answer	9	0	0	0	0	7	0	0	0	0
Not applicable	0	2000	2000	2000	2023	442	2023	2044	2044	2044

I. ...how important is a person's race?

[VAR: OPRACE]

<u>RESPONSE</u>	<u>PUNCH</u>	<u>YEAR</u>								
		<u>2006-1</u>	<u>2006-2</u>	<u>2006-3</u>	<u>2008-1</u>	<u>2008-2</u>	<u>2008-3</u>	<u>2010-1</u>	<u>2010-2</u>	<u>2010-3</u>
Essential	1	0	0	0	0	21	0	0	0	0
Very important	2	0	0	0	0	149	0	0	0	0
Fairly Important	3	0	0	0	0	291	0	0	0	0
Not very important	4	0	0	0	0	492	0	0	0	0
Not important at all	5	0	0	0	0	569	0	0	0	0
Can't choose	8	0	0	0	0	56	0	0	0	0
No answer	9	0	0	0	0	3	0	0	0	0
Not applicable	0	2000	2000	2000	2023	442	2023	2044	2044	2044

J. ...how important is a person's religion?

[VAR: OPRELIG]

<u>RESPONSE</u>	<u>PUNCH</u>	<u>YEAR</u>								
		<u>2006-1</u>	<u>2006-2</u>	<u>2006-3</u>	<u>2008-1</u>	<u>2008-2</u>	<u>2008-3</u>	<u>2010-1</u>	<u>2010-2</u>	<u>2010-3</u>
Essential	1	0	0	0	0	49	0	0	0	0
Very important	2	0	0	0	0	139	0	0	0	0
Fairly Important	3	0	0	0	0	165	0	0	0	0
Not very important	4	0	0	0	0	497	0	0	0	0
Not important at all	5	0	0	0	0	687	0	0	0	0
Can't choose	8	0	0	0	0	40	0	0	0	0
No answer	9	0	0	0	0	4	0	0	0	0
Not applicable	0	2000	2000	2000	2023	442	2023	2044	2044	2044

K. ...how important is being born a man or a woman?

[VAR: OPSEX]

<u>RESPONSE</u>	<u>PUNCH</u>	<u>YEAR</u>								
		<u>2006-1</u>	<u>2006-2</u>	<u>2006-3</u>	<u>2008-1</u>	<u>2008-2</u>	<u>2008-3</u>	<u>2010-1</u>	<u>2010-2</u>	<u>2010-3</u>
Essential	1	0	0	0	0	22	0	0	0	0
Very important	2	0	0	0	0	142	0	0	0	0
Fairly Important	3	0	0	0	0	253	0	0	0	0
Not very important	4	0	0	0	0	548	0	0	0	0
Not important at all	5	0	0	0	0	545	0	0	0	0
Can't choose	8	0	0	0	0	68	0	0	0	0
No answer	9	0	0	0	0	3	0	0	0	0
Not applicable	0	2000	2000	2000	2023	442	2023	2044	2044	2044

721. We would like to know what you think people in these jobs actually earn. Please tell me how much you think they usually earn each year, before taxes. Many people are not exactly sure about this, but your best guess will be close enough. This may be difficult, but it is very important. So please try.

Please tell me how much they ACTUALLY earn each year before taxes.

A. About how much do you think a doctor in general practice earns?

[VAR: PAYDOC]

<u>RESPONSE</u>	<u>PUNCH</u>	<u>YEAR</u>								
		<u>2006-1</u>	<u>2006-2</u>	<u>2006-3</u>	<u>2008-1</u>	<u>2008-2</u>	<u>2008-3</u>	<u>2010-1</u>	<u>2010-2</u>	<u>2010-3</u>
0-49999	0-49999	0	0	0	0	80	0	0	0	0
50000-99999	50000-99999	0	0	0	0	184	0	0	0	0
100000-149000	100000-149000	0	0	0	0	310	0	0	0	0
150000-199999	150000-199999	0	0	0	0	258	0	0	0	0
200000-249999	200000-249999	0	0	0	0	243	0	0	0	0
250000-299999	250000-299999	0	0	0	0	127	0	0	0	0
300000-349999	300000-349999	0	0	0	0	98	0	0	0	0
350000-399999	350000-399999	0	0	0	0	10	0	0	0	0
400000-449000	400000-449000	0	0	0	0	25	0	0	0	0
450000-499999	450000-499999	0	0	0	0	7	0	0	0	0
500000-549999	500000-549999	0	0	0	0	48	0	0	0	0
550000-599999	550000-599999	0	0	0	0	0	0	0	0	0
600000-649999	600000-649999	0	0	0	0	5	0	0	0	0
650000-699999	650000-699999	0	0	0	0	0	0	0	0	0
700000-749999	700000-749999	0	0	0	0	5	0	0	0	0
750000-799999	750000-799999	0	0	0	0	5	0	0	0	0
800000-849999	800000-849999	0	0	0	0	2	0	0	0	0
850000-899999	850000-899999	0	0	0	0	0	0	0	0	0
900000-999999	900000-999999	0	0	0	0	174	0	0	0	0
> 1000000	> 1000000	0	0	0	0	0	0	0	0	0
Never worked	9999997	0	0	0	0	0	0	0	0	0
Don't know	9999998	0	0	0	0	0	0	0	0	0
No answer	9999999	0	0	0	0	0	0	0	0	0
Not applicable	-1	2000	2000	2000	2023	442	2023	2044	2044	2044

B. How much do you think a chairman of a large national corporation earns?

[VAR: PAYEXEC]

<u>RESPONSE</u>	<u>PUNCH</u>	<u>YEAR</u>								
		<u>2006-1</u>	<u>2006-2</u>	<u>2006-3</u>	<u>2008-1</u>	<u>2008-2</u>	<u>2008-3</u>	<u>2010-1</u>	<u>2010-2</u>	<u>2010-3</u>
0-49999	0-49999	0	0	0	0	46	0	0	0	0
50000-99999	50000-99999	0	0	0	0	81	0	0	0	0
100000-149000	100000-149000	0	0	0	0	109	0	0	0	0
150000-199999	150000-199999	0	0	0	0	58	0	0	0	0
200000-249999	200000-249999	0	0	0	0	98	0	0	0	0
250000-299999	250000-299999	0	0	0	0	62	0	0	0	0
300000-349999	300000-349999	0	0	0	0	55	0	0	0	0
350000-399999	350000-399999	0	0	0	0	7	0	0	0	0
400000-449000	400000-449000	0	0	0	0	30	0	0	0	0
450000-499999	450000-499999	0	0	0	0	3	0	0	0	0
500000-549999	500000-549999	0	0	0	0	121	0	0	0	0
550000-599999	550000-599999	0	0	0	0	1	0	0	0	0
600000-649999	600000-649999	0	0	0	0	10	0	0	0	0
650000-699999	650000-699999	0	0	0	0	2	0	0	0	0
700000-749999	700000-749999	0	0	0	0	6	0	0	0	0
750000-799999	750000-799999	0	0	0	0	19	0	0	0	0
800000-849999	800000-849999	0	0	0	0	15	0	0	0	0
850000-899999	850000-899999	0	0	0	0	0	0	0	0	0
900000-999999	900000-999999	0	0	0	0	858	0	0	0	0
> 1000000	> 1000000	0	0	0	0	0	0	0	0	0
Never worked	999997	0	0	0	0	0	0	0	0	0
Don't know	999998	0	0	0	0	0	0	0	0	0
No answer	999999	0	0	0	0	0	0	0	0	0
Not applicable	-1	2000	2000	2000	2023	442	2023	2044	2044	2044

C. How much do you think a salesclerk earns?

[VAR: PAYCLERK]

<u>RESPONSE</u>	<u>PUNCH</u>	<u>YEAR</u>								
		<u>2006-1</u>	<u>2006-2</u>	<u>2006-3</u>	<u>2008-1</u>	<u>2008-2</u>	<u>2008-3</u>	<u>2010-1</u>	<u>2010-2</u>	<u>2010-3</u>
0-49999	0-49999	0	0	0	0	1336	0	0	0	0
50000-99999	50000-99999	0	0	0	0	120	0	0	0	0
100000-149000	100000-149000	0	0	0	0	13	0	0	0	0
150000-199999	150000-199999	0	0	0	0	0	0	0	0	0
200000-249999	200000-249999	0	0	0	0	2	0	0	0	0
250000-299999	250000-299999	0	0	0	0	0	0	0	0	0
300000-349999	300000-349999	0	0	0	0	0	0	0	0	0
350000-399999	350000-399999	0	0	0	0	1	0	0	0	0
400000-449000	400000-449000	0	0	0	0	0	0	0	0	0
450000-499999	450000-499999	0	0	0	0	0	0	0	0	0
500000-549999	500000-549999	0	0	0	0	1	0	0	0	0
550000-599999	550000-599999	0	0	0	0	0	0	0	0	0
600000-649999	600000-649999	0	0	0	0	0	0	0	0	0
650000-699999	650000-699999	0	0	0	0	0	0	0	0	0
700000-749999	700000-749999	0	0	0	0	0	0	0	0	0
750000-799999	750000-799999	0	0	0	0	0	0	0	0	0
800000-849999	800000-849999	0	0	0	0	0	0	0	0	0
850000-899999	850000-899999	0	0	0	0	0	0	0	0	0
900000-999999	900000-999999	0	0	0	0	108	0	0	0	0
> 1000000	> 1000000	0	0	0	0	0	0	0	0	0
Never worked	999997	0	0	0	0	0	0	0	0	0
Don't know	999998	0	0	0	0	0	0	0	0	0
No answer	999999	0	0	0	0	0	0	0	0	0
Not applicable	-1	2000	2000	2000	2023	442	2023	2044	2044	2044

D. How much do you think an unskilled worker in a factory earns?

[VAR: PAYUNSKL]

<u>RESPONSE</u>	<u>PUNCH</u>	<u>YEAR</u>								
		<u>2006-1</u>	<u>2006-2</u>	<u>2006-3</u>	<u>2008-1</u>	<u>2008-2</u>	<u>2008-3</u>	<u>2010-1</u>	<u>2010-2</u>	<u>2010-3</u>
0-4999	0-4999	0	0	0	0	36	0	0	0	0
5000-9999	5000-9999	0	0	0	0	26	0	0	0	0
10000-19999	10000-19999	0	0	0	0	321	0	0	0	0
20000-29999	20000-29999	0	0	0	0	574	0	0	0	0
30000-39999	30000-39999	0	0	0	0	286	0	0	0	0
40000-49999	40000-49999	0	0	0	0	131	0	0	0	0
50000-59999	50000-59999	0	0	0	0	54	0	0	0	0
60000-69999	60000-69999	0	0	0	0	20	0	0	0	0
70000-79999	70000-79999	0	0	0	0	7	0	0	0	0
80000-89999	80000-89999	0	0	0	0	0	0	0	0	0
90000-100000	90000-100000	0	0	0	0	4	0	0	0	0
> 100000	> 100000	0	0	0	0	7	0	0	0	0
Never worked	999997	0	0	0	0	0	0	0	0	0
Don't know	999998	0	0	0	0	102	0	0	0	0
No answer	999999	0	0	0	0	13	0	0	0	0
Not applicable	-1	2000	2000	2000	2023	442	2023	2044	2044	2044

REMARKS: Like the other PAY items, PAYUNSKL is an open-ended response. However, due to the abundance of responses below \$49,999 and the paucity of responses above \$100,000, categories have been further collapsed for it.

E. How much do you think a cabinet minister in the federal government earns?

[VAR: PAYCABNT]

<u>RESPONSE</u>	<u>PUNCH</u>	<u>YEAR</u>								
		<u>2006-1</u>	<u>2006-2</u>	<u>2006-3</u>	<u>2008-1</u>	<u>2008-2</u>	<u>2008-3</u>	<u>2010-1</u>	<u>2010-2</u>	<u>2010-3</u>
0-4999	0-4999	0	0	0	0	22	0	0	0	0
5000-9999	5000-9999	0	0	0	0	2	0	0	0	0
10000-19999	10000-19999	0	0	0	0	21	0	0	0	0
20000-29999	20000-29999	0	0	0	0	14	0	0	0	0
30000-39999	30000-39999	0	0	0	0	19	0	0	0	0
40000-49999	40000-49999	0	0	0	0	28	0	0	0	0
50000-59999	50000-59999	0	0	0	0	48	0	0	0	0
60000-69999	60000-69999	0	0	0	0	38	0	0	0	0
70000-79999	70000-79999	0	0	0	0	54	0	0	0	0
80000-89999	80000-89999	0	0	0	0	79	0	0	0	0
90000-100000	90000-100000	0	0	0	0	227	0	0	0	0
100000-199999	100000-199999	0	0	0	0	324	0	0	0	0
200000-299999	200000-299999	0	0	0	0	286	0	0	0	0
300000-399999	300000-399999	0	0	0	0	61	0	0	0	0
400000-499999	400000-499999	0	0	0	0	27	0	0	0	0
500000-599999	500000-599999	0	0	0	0	43	0	0	0	0
600000-699999	600000-699999	0	0	0	0	3	0	0	0	0
700000-799999	700000-799999	0	0	0	0	16	0	0	0	0
800000-899999	800000-899999	0	0	0	0	3	0	0	0	0
900000-999999	900000-999999	0	0	0	0	266	0	0	0	0
> 1000000	> 1000000	0	0	0	0	0	0	0	0	0
Never worked	999997	0	0	0	0	0	0	0	0	0
Don't know	999998	0	0	0	0	0	0	0	0	0
No answer	999999	0	0	0	0	0	0	0	0	0
Not applicable	-1	2000	2000	2000	2023	442	2023	2044	2044	2044

722. Next, what do you think people in these jobs ought to be paid. How much do you think they should earn each year, before taxes, regardless of what they actually get . . .

Please tell me how much they SHOULD earn each year before taxes.

A. About how much do you think a doctor in general practice should earn?

[VAR: GIVDOC]

<u>RESPONSE</u>	<u>PUNCH</u>	<u>YEAR</u>								
		<u>2006-1</u>	<u>2006-2</u>	<u>2006-3</u>	<u>2008-1</u>	<u>2008-2</u>	<u>2008-3</u>	<u>2010-1</u>	<u>2010-2</u>	<u>2010-3</u>
0-4999	0-4999	0	0	0	0	23	0	0	0	0
5000-9999	5000-9999	0	0	0	0	0	0	0	0	0
10000-19999	10000-19999	0	0	0	0	13	0	0	0	0
20000-29999	20000-29999	0	0	0	0	13	0	0	0	0
30000-39999	30000-39999	0	0	0	0	13	0	0	0	0
40000-49999	40000-49999	0	0	0	0	13	0	0	0	0
50000-59999	50000-59999	0	0	0	0	33	0	0	0	0
60000-69999	60000-69999	0	0	0	0	29	0	0	0	0
70000-79999	70000-79999	0	0	0	0	45	0	0	0	0
80000-89999	80000-89999	0	0	0	0	64	0	0	0	0
90000-99999	90000-99999	0	0	0	0	264	0	0	0	0
100000-199999	100000-199999	0	0	0	0	317	0	0	0	0
200000-299999	200000-299999	0	0	0	0	342	0	0	0	0
300000-399999	300000-399999	0	0	0	0	103	0	0	0	0
400000-499999	400000-499999	0	0	0	0	16	0	0	0	0
500000-599999	500000-599999	0	0	0	0	49	0	0	0	0
600000-699999	600000-699999	0	0	0	0	8	0	0	0	0
700000-799999	700000-799999	0	0	0	0	7	0	0	0	0
800000-899999	800000-899999	0	0	0	0	2	0	0	0	0
900000-999999	900000-999999	0	0	0	0	227	0	0	0	0
> 1000000	> 1000000	0	0	0	0	0	0	0	0	0
Never worked	999997	0	0	0	0	0	0	0	0	0
Don't know	999998	0	0	0	0	0	0	0	0	0
No answer	999999	0	0	0	0	0	0	0	0	0
Not applicable	-1	2000	2000	2000	2023	442	2023	2044	2044	2044

B. How much do you think a chairman of a large national corporation should earn?

[VAR: GIVEXEC]

<u>RESPONSE</u>	<u>PUNCH</u>	<u>YEAR</u>								
		<u>2006-1</u>	<u>2006-2</u>	<u>2006-3</u>	<u>2008-1</u>	<u>2008-2</u>	<u>2008-3</u>	<u>2010-1</u>	<u>2010-2</u>	<u>2010-3</u>
0-4999	0-4999	0	0	0	0	25	0	0	0	0
5000-9999	5000-9999	0	0	0	0	1	0	0	0	0
10000-19999	10000-19999	0	0	0	0	18	0	0	0	0
20000-29999	20000-29999	0	0	0	0	17	0	0	0	0
30000-39999	30000-39999	0	0	0	0	20	0	0	0	0
40000-49999	40000-49999	0	0	0	0	12	0	0	0	0
50000-59999	50000-59999	0	0	0	0	53	0	0	0	0
60000-69999	60000-69999	0	0	0	0	25	0	0	0	0
70000-79999	70000-79999	0	0	0	0	59	0	0	0	0
80000-89999	80000-89999	0	0	0	0	45	0	0	0	0
90000-99999	90000-99999	0	0	0	0	217	0	0	0	0
100000-199999	100000-199999	0	0	0	0	127	0	0	0	0
200000-299999	200000-299999	0	0	0	0	217	0	0	0	0
300000-399999	300000-399999	0	0	0	0	78	0	0	0	0
400000-499999	400000-499999	0	0	0	0	21	0	0	0	0
500000-599999	500000-599999	0	0	0	0	167	0	0	0	0
600000-699999	600000-699999	0	0	0	0	12	0	0	0	0
700000-799999	700000-799999	0	0	0	0	32	0	0	0	0
800000-899999	800000-899999	0	0	0	0	13	0	0	0	0
900000-999999	900000-999999	0	0	0	0	422	0	0	0	0
> 1000000	> 1000000	0	0	0	0	0	0	0	0	0
Never worked	999997	0	0	0	0	0	0	0	0	0
Don't know	999998	0	0	0	0	0	0	0	0	0
No answer	999999	0	0	0	0	0	0	0	0	0
Not applicable	-1	2000	2000	2000	2023	442	2023	2044	2044	2044

C. How much do you think a salesclerk should earn?

[VAR: GIVCLERK]

<u>RESPONSE</u>	<u>PUNCH</u>	<u>YEAR</u>								
		<u>2006-1</u>	<u>2006-2</u>	<u>2006-3</u>	<u>2008-1</u>	<u>2008-2</u>	<u>2008-3</u>	<u>2010-1</u>	<u>2010-2</u>	<u>2010-3</u>
0-4999	0-4999	0	0	0	0	39	0	0	0	0
5000-9999	5000-9999	0	0	0	0	12	0	0	0	0
10000-19999	10000-19999	0	0	0	0	93	0	0	0	0
20000-29999	20000-29999	0	0	0	0	378	0	0	0	0
30000-39999	30000-39999	0	0	0	0	456	0	0	0	0
40000-49999	40000-49999	0	0	0	0	211	0	0	0	0
50000-59999	50000-59999	0	0	0	0	128	0	0	0	0
60000-69999	60000-69999	0	0	0	0	50	0	0	0	0
70000-79999	70000-79999	0	0	0	0	32	0	0	0	0
80000-89999	80000-89999	0	0	0	0	15	0	0	0	0
90000-99999	90000-99999	0	0	0	0	13	0	0	0	0
100000-199999	100000-199999	0	0	0	0	1	0	0	0	0
200000-299999	200000-299999	0	0	0	0	1	0	0	0	0
300000-399999	300000-399999	0	0	0	0	1	0	0	0	0
400000-499999	400000-499999	0	0	0	0	2	0	0	0	0
500000-599999	500000-599999	0	0	0	0	0	0	0	0	0
600000-699999	600000-699999	0	0	0	0	1	0	0	0	0
700000-799999	700000-799999	0	0	0	0	1	0	0	0	0
800000-899999	800000-899999	0	0	0	0	0	0	0	0	0
900000-999999	900000-999999	0	0	0	0	147	0	0	0	0
> 1000000	> 1000000	0	0	0	0	0	0	0	0	0
Never worked	999997	0	0	0	0	0	0	0	0	0
Don't know	999998	0	0	0	0	0	0	0	0	0
No answer	999999	0	0	0	0	0	0	0	0	0
Not applicable	-1	2000	2000	2000	2023	442	2023	2044	2044	2044

D. How much do you think an unskilled worker in a factory should earn?

[VAR: GIVUNSKL]

<u>RESPONSE</u>	<u>PUNCH</u>	<u>YEAR</u>								
		<u>2006-1</u>	<u>2006-2</u>	<u>2006-3</u>	<u>2008-1</u>	<u>2008-2</u>	<u>2008-3</u>	<u>2010-1</u>	<u>2010-2</u>	<u>2010-3</u>
0-4999	0-4999	0	0	0	0	43	0	0	0	0
5000-9999	5000-9999	0	0	0	0	16	0	0	0	0
10000-19999	10000-19999	0	0	0	0	127	0	0	0	0
20000-29999	20000-29999	0	0	0	0	401	0	0	0	0
30000-39999	30000-39999	0	0	0	0	442	0	0	0	0
40000-49999	40000-49999	0	0	0	0	208	0	0	0	0
50000-59999	50000-59999	0	0	0	0	116	0	0	0	0
60000-69999	60000-69999	0	0	0	0	38	0	0	0	0
70000-79999	70000-79999	0	0	0	0	16	0	0	0	0
80000-89999	80000-89999	0	0	0	0	5	0	0	0	0
90000-99999	90000-99999	0	0	0	0	6	0	0	0	0
100000-199999	100000-199999	0	0	0	0	2	0	0	0	0
200000-299999	200000-299999	0	0	0	0	4	0	0	0	0
300000-399999	300000-399999	0	0	0	0	3	0	0	0	0
400000-499999	400000-499999	0	0	0	0	2	0	0	0	0
500000-599999	500000-599999	0	0	0	0	1	0	0	0	0
600000-699999	600000-699999	0	0	0	0	0	0	0	0	0
700000-799999	700000-799999	0	0	0	0	0	0	0	0	0
800000-899999	800000-899999	0	0	0	0	0	0	0	0	0
900000-999999	900000-999999	0	0	0	0	151	0	0	0	0
> 1000000	> 1000000	0	0	0	0	0	0	0	0	0
Never worked	999997	0	0	0	0	0	0	0	0	0
Don't know	999998	0	0	0	0	0	0	0	0	0
No answer	999999	0	0	0	0	0	0	0	0	0
Not applicable	-1	2000	2000	2000	2023	442	2023	2044	2044	2044

E. A member of the cabinet in the federal government?

[VAR: GIVCABNT]

<u>RESPONSE</u>	<u>PUNCH</u>	<u>YEAR</u>								
		<u>2006-1</u>	<u>2006-2</u>	<u>2006-3</u>	<u>2008-1</u>	<u>2008-2</u>	<u>2008-3</u>	<u>2010-1</u>	<u>2010-2</u>	<u>2010-3</u>
0-4999	0-4999	0	0	0	0	58	0	0	0	0
5000-9999	5000-9999	0	0	0	0	5	0	0	0	0
10000-19999	10000-19999	0	0	0	0	35	0	0	0	0
20000-29999	20000-29999	0	0	0	0	35	0	0	0	0
30000-39999	30000-39999	0	0	0	0	38	0	0	0	0
40000-49999	40000-49999	0	0	0	0	41	0	0	0	0
50000-59999	50000-59999	0	0	0	0	122	0	0	0	0
60000-69999	60000-69999	0	0	0	0	76	0	0	0	0
70000-79999	70000-79999	0	0	0	0	114	0	0	0	0
80000-89999	80000-89999	0	0	0	0	84	0	0	0	0
90000-99999	90000-99999	0	0	0	0	326	0	0	0	0
100000-199999	100000-199999	0	0	0	0	206	0	0	0	0
200000-299999	200000-299999	0	0	0	0	142	0	0	0	0
300000-399999	300000-399999	0	0	0	0	25	0	0	0	0
400000-499999	400000-499999	0	0	0	0	9	0	0	0	0
500000-599999	500000-599999	0	0	0	0	26	0	0	0	0
600000-699999	600000-699999	0	0	0	0	3	0	0	0	0
700000-799999	700000-799999	0	0	0	0	7	0	0	0	0
800000-899999	800000-899999	0	0	0	0	0	0	0	0	0
900000-999999	900000-999999	0	0	0	0	229	0	0	0	0
> 1000000	> 1000000	0	0	0	0	0	0	0	0	0
Never worked	999997	0	0	0	0	0	0	0	0	0
Don't know	999998	0	0	0	0	0	0	0	0	0
No answer	999999	0	0	0	0	0	0	0	0	0
Not applicable	-1	2000	2000	2000	2023	442	2023	2044	2044	2044

723. Do you agree or disagree?

HAND CARD C4

A. Differences in income in America are too large.

[VAR: INCGAP]

<u>RESPONSE</u>	<u>PUNCH</u>	<u>YEAR</u>								
		<u>2006-1</u>	<u>2006-2</u>	<u>2006-3</u>	<u>2008-1</u>	<u>2008-2</u>	<u>2008-3</u>	<u>2010-1</u>	<u>2010-2</u>	<u>2010-3</u>
Strongly agree	1	0	0	0	259	445	348	0	0	332
Agree	2	0	0	0	395	561	492	0	0	460
Neither agree nor disagree	3	0	0	0	204	257	235	0	0	296
Disagree	4	0	0	0	135	193	149	0	0	157
Strongly disagree	5	0	0	0	33	56	49	0	0	43
Can't choose	8	0	0	0	10	67	18	0	0	15
No answer	9	0	0	0	5	2	4	0	0	1
Not applicable	0	2000	2000	2000	982	442	728	2044	2044	740

B. It is the responsibility of the government to reduce the differences in income between people with high incomes and those with low incomes.

[VAR: GOVEQINC]

<u>RESPONSE</u>	<u>PUNCH</u>	<u>YEAR</u>								
		<u>2006-1</u>	<u>2006-2</u>	<u>2006-3</u>	<u>2008-1</u>	<u>2008-2</u>	<u>2008-3</u>	<u>2010-1</u>	<u>2010-2</u>	<u>2010-3</u>
Strongly agree	1	0	0	0	101	0	0	93	0	0
Agree	2	0	0	0	283	0	0	322	0	0
Neither agree nor disagree	3	0	0	0	210	0	0	244	0	0
Disagree	4	0	0	0	306	0	0	432	0	0
Strongly disagree	5	0	0	0	126	0	0	279	0	0
Can't choose/Don't know (see Remarks below)	8	0	0	0	12	0	0	55	0	0
No answer	9	0	0	0	3	0	0	5	0	0
Not applicable	0	2000	2000	2000	982	2023	2023	614	2044	2044

REMARKS: This variable appeared in 1987, 1993, 1994, 1996, 2000, 2008, and 2010. See EQINCOME for similar question. From 1987 through 2000, the category "Can't choose" appeared on the questionnaire; since 2008, "Don't know" has been used instead. In 1996 and 2010, responses used on the questionnaire were "Agree strongly" and "Disagree strongly" instead of "Strongly agree" and "Strongly disagree". In 2010, due to a programming error, DKs and NAs were not separately coded; they were later separated based on the pattern of responses to adjoining questions. Hand Card C4 contained punches 1-5.

- C. It is the responsibility of the government to reduce the differences in income between people with high incomes and those with low incomes.

[VAR: GOVEQINC1]

<u>RESPONSE</u>	<u>PUNCH</u>	<u>YEAR</u>								
		<u>2006-1</u>	<u>2006-2</u>	<u>2006-3</u>	<u>2008-1</u>	<u>2008-2</u>	<u>2008-3</u>	<u>2010-1</u>	<u>2010-2</u>	<u>2010-3</u>
Strongly agree	1	0	0	0	0	119	0	0	0	0
Agree	2	0	0	0	0	373	0	0	0	0
Neither agree nor disagree	3	0	0	0	0	243	0	0	0	0
Disagree	4	0	0	0	0	474	0	0	0	0
Strongly disagree	5	0	0	0	0	299	0	0	0	0
Don't know	8	0	0	0	0	70	0	0	0	0
No answer	9	0	0	0	0	3	0	0	0	0
Not applicable	0	2000	2000	2000	2023	442	2023	2044	2044	2044

- D. The government should provide a decent standard of living for the unemployed.

[VAR: GOVUNEMP]

<u>RESPONSE</u>	<u>PUNCH</u>	<u>YEAR</u>								
		<u>2006-1</u>	<u>2006-2</u>	<u>2006-3</u>	<u>2008-1</u>	<u>2008-2</u>	<u>2008-3</u>	<u>2010-1</u>	<u>2010-2</u>	<u>2010-3</u>
Strongly agree	1	0	0	0	0	147	0	0	0	0
Agree	2	0	0	0	0	591	0	0	0	0
Neither agree nor disagree	3	0	0	0	0	278	0	0	0	0
Disagree	4	0	0	0	0	355	0	0	0	0
Strongly disagree	5	0	0	0	0	147	0	0	0	0
Can't choose	8	0	0	0	0	59	0	0	0	0
No answer	9	0	0	0	0	4	0	0	0	0
Not applicable	0	2000	2000	2000	2023	442	2023	2044	2044	2044

E. The government should spend less on benefits for the poor.

[VAR: GOVLESS]

<u>RESPONSE</u>	<u>PUNCH</u>	<u>YEAR</u>								
		<u>2006-1</u>	<u>2006-2</u>	<u>2006-3</u>	<u>2008-1</u>	<u>2008-2</u>	<u>2008-3</u>	<u>2010-1</u>	<u>2010-2</u>	<u>2010-3</u>
Strongly agree	1	0	0	0	0	59	0	0	0	0
Agree	2	0	0	0	0	216	0	0	0	0
Neither agree nor disagree	3	0	0	0	0	256	0	0	0	0
Disagree	4	0	0	0	0	777	0	0	0	0
Strongly disagree	5	0	0	0	0	223	0	0	0	0
Can't choose	8	0	0	0	0	48	0	0	0	0
No answer	9	0	0	0	0	2	0	0	0	0
Not applicable	0	2000	2000	2000	2023	442	2023	2044	2044	2044

REMARKS: Hand Card C4 contained punches 1-5.

724. Do you think that people with high incomes should pay a larger share of their income in taxes than those with low incomes, the same share, or a smaller share . . .

[VAR: TAXSHARE]

<u>RESPONSE</u>	<u>PUNCH</u>	<u>YEAR</u>								
		<u>2006-1</u>	<u>2006-2</u>	<u>2006-3</u>	<u>2008-1</u>	<u>2008-2</u>	<u>2008-3</u>	<u>2010-1</u>	<u>2010-2</u>	<u>2010-3</u>
Much larger share	1	0	0	0	196	288	0	0	0	0
Larger	2	0	0	0	421	676	0	0	0	0
The same share	3	0	0	0	380	524	0	0	0	0
Smaller	4	0	0	0	15	32	0	0	0	0
Much smaller share	5	0	0	0	5	2	0	0	0	0
Can't choose	8	0	0	0	18	57	0	0	0	0
No answer	9	0	0	0	6	2	0	0	0	0
Not applicable	0	2000	2000	2000	982	442	2023	2044	2044	2044

725. Generally, how would you describe taxes in America today...

We mean all taxes together, including social security, income tax, sales tax, and all the rest.

For those with high incomes, are taxes . . .

[VAR: TAXRICH]

<u>RESPONSE</u>	<u>PUNCH</u>	<u>YEAR</u>								
		<u>2006-1</u>	<u>2006-2</u>	<u>2006-3</u>	<u>2008-1</u>	<u>2008-2</u>	<u>2008-3</u>	<u>2010-1</u>	<u>2010-2</u>	<u>2010-3</u>
Much too high	1	0	0	0	170	105	0	0	0	0
Too high	2	0	0	0	214	249	0	0	0	0
About right	3	0	0	0	245	407	0	0	0	0
Too low	4	0	0	0	265	529	0	0	0	0
Much too low	5	0	0	0	104	175	0	0	0	0
Can't choose	8	0	0	0	39	114	0	0	0	0
No answer	9	0	0	0	4	2	0	0	0	0
Not applicable	0	2000	2000	2000	982	442	2023	2044	2044	2044

726. A. Is it just or unjust – right or wrong – that people with higher incomes can buy better health care than people with lower incomes?

[VAR: RICHHLTH]

<u>RESPONSE</u>	<u>PUNCH</u>	<u>YEAR</u>								
		<u>2006-1</u>	<u>2006-2</u>	<u>2006-3</u>	<u>2008-1</u>	<u>2008-2</u>	<u>2008-3</u>	<u>2010-1</u>	<u>2010-2</u>	<u>2010-3</u>
Very just, definitely right	1	0	0	0	0	189	0	0	0	0
Somewhat just, right	2	0	0	0	0	286	0	0	0	0
Neither just not unjust, mixed feelings	3	0	0	0	0	335	0	0	0	0
Somewhat unjust, wrong	4	0	0	0	0	372	0	0	0	0
Very unjust, definitely wrong	5	0	0	0	0	329	0	0	0	0
Can't choose	8	0	0	0	0	66	0	0	0	0
No answer	9	0	0	0	0	4	0	0	0	0
Not applicable	0	2000	2000	2000	2023	442	2023	2044	2044	2044

- B. Is it just or unjust – right or wrong – that people with higher incomes can buy better education for their children than people with lower incomes?

[VAR: RICHEDUC]

<u>RESPONSE</u>	<u>PUNCH</u>	<u>YEAR</u>								
		<u>2006-1</u>	<u>2006-2</u>	<u>2006-3</u>	<u>2008-1</u>	<u>2008-2</u>	<u>2008-3</u>	<u>2010-1</u>	<u>2010-2</u>	<u>2010-3</u>
Very just, definitely right	1	0	0	0	0	184	0	0	0	0
Somewhat just, right	2	0	0	0	0	347	0	0	0	0
Neither just not unjust, mixed feelings	3	0	0	0	0	315	0	0	0	0
Somewhat unjust, wrong	4	0	0	0	0	379	0	0	0	0
Very unjust, definitely wrong	5	0	0	0	0	300	0	0	0	0
Can't choose	8	0	0	0	0	53	0	0	0	0
No answer	9	0	0	0	0	3	0	0	0	0
Not applicable	0	2000	2000	2000	2023	442	2023	2044	2044	2044

727. In all countries, there are differences or even conflicts between different social groups. In your opinion, in America how much conflict is there between . . .

- A. Poor people and rich people?

[VAR: CONWLTH]

<u>RESPONSE</u>	<u>PUNCH</u>	<u>YEAR</u>								
		<u>2006-1</u>	<u>2006-2</u>	<u>2006-3</u>	<u>2008-1</u>	<u>2008-2</u>	<u>2008-3</u>	<u>2010-1</u>	<u>2010-2</u>	<u>2010-3</u>
Very strong conflict	1	0	0	0	0	220	0	0	0	0
Strong conflict	2	0	0	0	0	652	0	0	0	0
Not strong conflict	3	0	0	0	0	541	0	0	0	0
No conflict	4	0	0	0	0	61	0	0	0	0
Can't choose	8	0	0	0	0	105	0	0	0	0
No answer	9	0	0	0	0	2	0	0	0	0
Not applicable	0	2000	2000	2000	2023	442	2023	2044	2044	2044

B. The working class and the middle class?

[VAR: CONCLASS]

<u>RESPONSE</u>	<u>PUNCH</u>	<u>YEAR</u>								
		<u>2006-1</u>	<u>2006-2</u>	<u>2006-3</u>	<u>2008-1</u>	<u>2008-2</u>	<u>2008-3</u>	<u>2010-1</u>	<u>2010-2</u>	<u>2010-3</u>
Very strong conflict	1	0	0	0	0	78	0	0	0	0
Strong conflict	2	0	0	0	0	286	0	0	0	0
Not strong conflict	3	0	0	0	0	924	0	0	0	0
No conflict	4	0	0	0	0	188	0	0	0	0
Can't choose	8	0	0	0	0	102	0	0	0	0
No answer	9	0	0	0	0	3	0	0	0	0
Not applicable	0	2000	2000	2000	2023	442	2023	2044	2044	2044

C. Management and workers?

[VAR: CONUNION]

<u>RESPONSE</u>	<u>PUNCH</u>	<u>YEAR</u>								
		<u>2006-1</u>	<u>2006-2</u>	<u>2006-3</u>	<u>2008-1</u>	<u>2008-2</u>	<u>2008-3</u>	<u>2010-1</u>	<u>2010-2</u>	<u>2010-3</u>
Very strong conflict	1	0	0	0	0	159	0	0	0	0
Strong conflict	2	0	0	0	0	656	0	0	0	0
Not strong conflict	3	0	0	0	0	629	0	0	0	0
No conflict	4	0	0	0	0	46	0	0	0	0
Can't choose	8	0	0	0	0	88	0	0	0	0
No answer	9	0	0	0	0	3	0	0	0	0
Not applicable	0	2000	2000	2000	2023	442	2023	2044	2044	2044

D. People at the top of society and people at the bottom?

[VAR: CONSOC]

<u>RESPONSE</u>	<u>PUNCH</u>	<u>YEAR</u>								
		<u>2006-1</u>	<u>2006-2</u>	<u>2006-3</u>	<u>2008-1</u>	<u>2008-2</u>	<u>2008-3</u>	<u>2010-1</u>	<u>2010-2</u>	<u>2010-3</u>
Very strong conflict	1	0	0	0	0	427	0	0	0	0
Strong conflict	2	0	0	0	0	619	0	0	0	0
Not strong conflict	3	0	0	0	0	363	0	0	0	0
No conflict	4	0	0	0	0	59	0	0	0	0
Can't choose	8	0	0	0	0	110	0	0	0	0
No answer	9	0	0	0	0	3	0	0	0	0
Not applicable	0	2000	2000	2000	2023	442	2023	2044	2044	2044

728. In our society there are groups which tend to be towards the top and groups which tend to be towards the bottom.
On the handcard is a scale that runs from top to bottom.

If you think about the family that you grew up in, where did they fit in then?

[VAR: RANK16]

<u>RESPONSE</u>	<u>PUNCH</u>	<u>YEAR</u>								
		<u>2006-1</u>	<u>2006-2</u>	<u>2006-3</u>	<u>2008-1</u>	<u>2008-2</u>	<u>2008-3</u>	<u>2010-1</u>	<u>2010-2</u>	<u>2010-3</u>
Top	1	0	0	0	0	43	0	0	0	0
2	2	0	0	0	0	44	0	0	0	0
3	3	0	0	0	0	135	0	0	0	0
4	4	0	0	0	0	203	0	0	0	0
5	5	0	0	0	0	475	0	0	0	0
6	6	0	0	0	0	214	0	0	0	0
7	7	0	0	0	0	187	0	0	0	0
8	8	0	0	0	0	128	0	0	0	0
9	9	0	0	0	0	52	0	0	0	0
Bottom	10	0	0	0	0	63	0	0	0	0
Don't know	98	0	0	0	0	27	0	0	0	0
No answer	99	0	0	0	0	10	0	0	0	0
Not applicable	0	2000	2000	2000	2023	442	2023	2044	2044	2044

REMARKS: See RANK for Respondent's current answer to question

729. Please think of your present job (or your last one if you don't have one now). If you compare this job with the job your father had when you were 16, would you say that the level or status of your job is (or was) . . .

[VAR: OCCMOBIL]

<u>RESPONSE</u>	<u>PUNCH</u>	<u>YEAR</u>								
		<u>2006-1</u>	<u>2006-2</u>	<u>2006-3</u>	<u>2008-1</u>	<u>2008-2</u>	<u>2008-3</u>	<u>2010-1</u>	<u>2010-2</u>	<u>2010-3</u>
Much higher than dad	1	0	0	0	0	273	0	0	0	0
Higher	2	0	0	0	0	386	0	0	0	0
About equal	3	0	0	0	0	382	0	0	0	0
Lower	4	0	0	0	0	262	0	0	0	0
Much lower than dad	5	0	0	0	0	135	0	0	0	0
R never had job	6	0	0	0	0	4	0	0	0	0
No dad-never had job	7	0	0	0	0	82	0	0	0	0
Don't know	8	0	0	0	0	11	0	0	0	0
No answer	9	0	0	0	0	5	0	0	0	0
Not applicable (Punch 2 in EVWORK)	0	2000	2000	2000	2023	483	2023	2044	2044	2044

730. In deciding how much people ought to earn, how important should each of these things be, in your opinion . . .

A. How much responsibility goes with the job – how important do you think that ought to be in deciding pay?

[VAR: PAYRESP]

<u>RESPONSE</u>	<u>PUNCH</u>	<u>YEAR</u>								
		<u>2006-1</u>	<u>2006-2</u>	<u>2006-3</u>	<u>2008-1</u>	<u>2008-2</u>	<u>2008-3</u>	<u>2010-1</u>	<u>2010-2</u>	<u>2010-3</u>
Essential	1	0	0	0	0	381	0	0	0	0
Very important	2	0	0	0	0	963	0	0	0	0
Fairly important	3	0	0	0	0	193	0	0	0	0
Not very important	4	0	0	0	0	7	0	0	0	0
Not important at all	5	0	0	0	0	4	0	0	0	0
Can't choose	8	0	0	0	0	28	0	0	0	0
No answer	9	0	0	0	0	5	0	0	0	0
Not applicable	0	2000	2000	2000	2023	442	2023	2044	2044	2044

B. ...the number of years spent in education and training? (how important do you think that ought to be in deciding pay?)

[VAR: PAYEDTRN]

<u>RESPONSE</u>	<u>PUNCH</u>	<u>YEAR</u>								
		<u>2006-1</u>	<u>2006-2</u>	<u>2006-3</u>	<u>2008-1</u>	<u>2008-2</u>	<u>2008-3</u>	<u>2010-1</u>	<u>2010-2</u>	<u>2010-3</u>
Essential	1	0	0	0	0	177	0	0	0	0
Very important	2	0	0	0	0	813	0	0	0	0
Fairly important	3	0	0	0	0	463	0	0	0	0
Not very important	4	0	0	0	0	79	0	0	0	0
Not important at all	5	0	0	0	0	16	0	0	0	0
Can't choose	8	0	0	0	0	29	0	0	0	0
No answer	9	0	0	0	0	4	0	0	0	0
Not applicable	0	2000	2000	2000	2023	442	2023	2044	2044	2044

C. ...what is needed to support a family? (how important do you think that ought to be in deciding pay?)

[VAR: PAYFAM1]

<u>RESPONSE</u>	<u>PUNCH</u>	<u>YEAR</u>								
		<u>2006-1</u>	<u>2006-2</u>	<u>2006-3</u>	<u>2008-1</u>	<u>2008-2</u>	<u>2008-3</u>	<u>2010-1</u>	<u>2010-2</u>	<u>2010-3</u>
Essential	1	0	0	0	0	196	0	0	0	0
Very important	2	0	0	0	0	657	0	0	0	0
Fairly important	3	0	0	0	0	387	0	0	0	0
Not very important	4	0	0	0	0	201	0	0	0	0
Not important at all	5	0	0	0	0	91	0	0	0	0
Can't choose	8	0	0	0	0	45	0	0	0	0
No answer	9	0	0	0	0	4	0	0	0	0
Not applicable	0	2000	2000	2000	2023	442	2023	2044	2044	2044

D. ...whether the person has children to support (how important should that be in deciding pay?)

[VAR: PAYCHILD]

<u>RESPONSE</u>	<u>PUNCH</u>	<u>YEAR</u>								
		<u>2006-1</u>	<u>2006-2</u>	<u>2006-3</u>	<u>2008-1</u>	<u>2008-2</u>	<u>2008-3</u>	<u>2010-1</u>	<u>2010-2</u>	<u>2010-3</u>
Essential	1	0	0	0	0	126	0	0	0	0
Very important	2	0	0	0	0	546	0	0	0	0
Fairly important	3	0	0	0	0	325	0	0	0	0
Not very important	4	0	0	0	0	328	0	0	0	0
Not important at all	5	0	0	0	0	199	0	0	0	0
Can't choose	8	0	0	0	0	53	0	0	0	0
No answer	9	0	0	0	0	4	0	0	0	0
Not applicable	0	2000	2000	2000	2023	442	2023	2044	2044	2044

E. ...how well he or she does the job (how important should that be in deciding pay?)

[VAR: PAYDOWEL]

<u>RESPONSE</u>	<u>PUNCH</u>	<u>YEAR</u>								
		<u>2006-1</u>	<u>2006-2</u>	<u>2006-3</u>	<u>2008-1</u>	<u>2008-2</u>	<u>2008-3</u>	<u>2010-1</u>	<u>2010-2</u>	<u>2010-3</u>
Essential	1	0	0	0	0	559	0	0	0	0
Very important	2	0	0	0	0	889	0	0	0	0
Fairly important	3	0	0	0	0	101	0	0	0	0
Not very important	4	0	0	0	0	5	0	0	0	0
Not important at all	5	0	0	0	0	5	0	0	0	0
Can't choose	8	0	0	0	0	18	0	0	0	0
No answer	9	0	0	0	0	4	0	0	0	0
Not applicable	0	2000	2000	2000	2023	442	2023	2044	2044	2044

F. ...how hard he or she works at the job? (how important do you think that ought to be in deciding pay?)

[VAR: PAYHARD]

<u>RESPONSE</u>	<u>PUNCH</u>	<u>YEAR</u>								
		<u>2006-1</u>	<u>2006-2</u>	<u>2006-3</u>	<u>2008-1</u>	<u>2008-2</u>	<u>2008-3</u>	<u>2010-1</u>	<u>2010-2</u>	<u>2010-3</u>
Essential	1	0	0	0	0	449	0	0	0	0
Very important	2	0	0	0	0	922	0	0	0	0
Fairly important	3	0	0	0	0	158	0	0	0	0
Not very important	4	0	0	0	0	19	0	0	0	0
Not important at all	5	0	0	0	0	5	0	0	0	0
Can't choose	8	0	0	0	0	24	0	0	0	0
No answer	9	0	0	0	0	4	0	0	0	0
Not applicable	0	2000	2000	2000	2023	442	2023	2044	2044	2044

731. (Is your pay just?/Please tell me about your last job. Was your pay just?)


We are not asking about how much you would like to earn - but what you feel (is/was) just, given your skills and effort.

[VAR: JUSTPAY1]

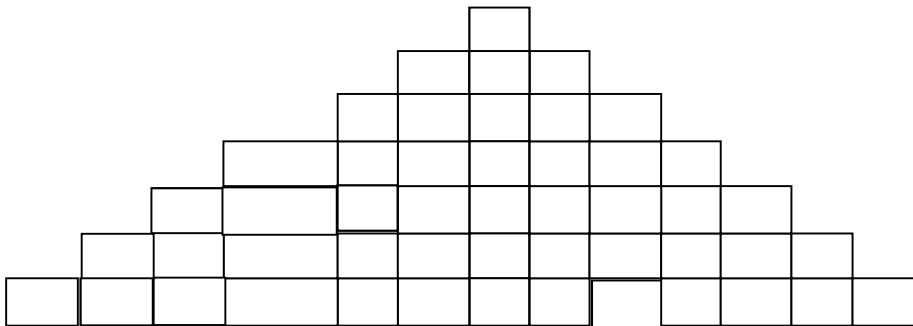
<u>RESPONSE</u>	<u>PUNCH</u>	<u>YEAR</u>								
		<u>2006-1</u>	<u>2006-2</u>	<u>2006-3</u>	<u>2008-1</u>	<u>2008-2</u>	<u>2008-3</u>	<u>2010-1</u>	<u>2010-2</u>	<u>2010-3</u>
Much less than is just	1	0	0	0	0	193	0	0	0	0
A little less than is just	2	0	0	0	0	528	0	0	0	0
About just for me	3	0	0	0	0	657	0	0	0	0
A little more than is just	4	0	0	0	0	98	0	0	0	0
Much more than is just	5	0	0	0	0	27	0	0	0	0
Never had a job	6	0	0	0	0	0	0	0	0	0
Don't know	8	0	0	0	0	33	0	0	0	0
No answer	9	0	0	0	0	4	0	0	0	0
Not applicable (Punch 2 in EVWORK)	0	2000	2000	2000	2023	483	2023	2044	2044	2044

732. These five diagrams show different types of society. Please read the descriptions and look at the diagrams and decide which you think best describes America today. . .


Type A: A small elite at the top, very few people in the middle and the great mass of people at the bottom.



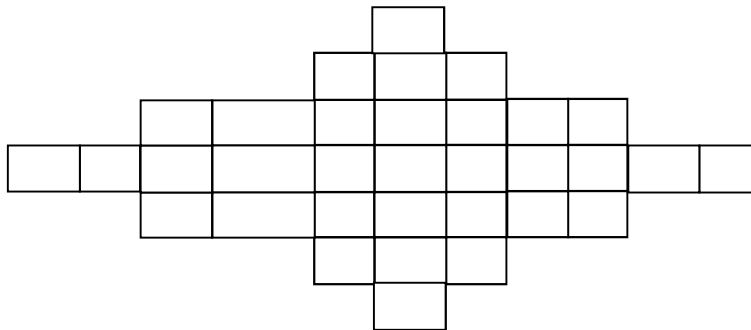
Type B: A society like a pyramid with a small elite at the top, more people in the middle, and most at the bottom




Type C: A pyramid except that just a few people are at the very bottom



Type D: A society with most people in the middle



Type E: Many people near the top, and only a few near the bottom



A. First, what type of society is America today – which diagram comes closest?

[VAR: SOCTYPE1]

<u>RESPONSE</u>	<u>PUNCH</u>	<u>YEAR</u>								
		<u>2006-1</u>	<u>2006-2</u>	<u>2006-3</u>	<u>2008-1</u>	<u>2008-2</u>	<u>2008-3</u>	<u>2010-1</u>	<u>2010-2</u>	<u>2010-3</u>
TYPE A	1	0	0	0	0	200	0	0	0	0
TYPE B	2	0	0	0	0	454	0	0	0	0
TYPE C	3	0	0	0	0	175	0	0	0	0
TYPE D	4	0	0	0	0	304	0	0	0	0
TYPE E	5	0	0	0	0	34	0	0	0	0
Can't choose	8	0	0	0	0	372	0	0	0	0
No answer	9	0	0	0	0	42	0	0	0	0
Not applicable	0	2000	2000	2000	2023	442	2023	2044	2044	2044

B. What do you think America ought to be like – which would you prefer?

[VAR: SOCTYPE2]

<u>RESPONSE</u>	<u>PUNCH</u>	<u>YEAR</u>								
		<u>2006-1</u>	<u>2006-2</u>	<u>2006-3</u>	<u>2008-1</u>	<u>2008-2</u>	<u>2008-3</u>	<u>2010-1</u>	<u>2010-2</u>	<u>2010-3</u>
TYPE A	1	0	0	0	0	35	0	0	0	0
TYPE B	2	0	0	0	0	100	0	0	0	0
TYPE C	3	0	0	0	0	146	0	0	0	0
TYPE D	4	0	0	0	0	560	0	0	0	0
TYPE E	5	0	0	0	0	302	0	0	0	0
Can't choose	8	0	0	0	0	393	0	0	0	0
No answer	9	0	0	0	0	45	0	0	0	0
Not applicable	0	2000	2000	2000	2023	442	2023	2044	2044	2044

733. When you were 16 years old, for whom did your father work? If your father did not have a paid job at the time, please give information about his last job before that time.

[VAR: PASLF1]

<u>RESPONSE</u>	<u>PUNCH</u>	<u>YEAR</u>								
		<u>2006-1</u>	<u>2006-2</u>	<u>2006-3</u>	<u>2008-1</u>	<u>2008-2</u>	<u>2008-3</u>	<u>2010-1</u>	<u>2010-2</u>	<u>2010-3</u>
Employee of a private company or business	1	0	0	0	0	823	0	0	0	0
Government (National, state, or local)	2	0	0	0	0	243	0	0	0	0
Self-Employed	3	0	0	0	0	339	0	0	0	0
Other	4	0	0	0	0	16	0	0	0	0
Dead	6	0	0	0	0	32	0	0	0	0
Don't know	8	0	0	0	0	117	0	0	0	0
No answer	9	0	0	0	0	11	0	0	0	0
Not applicable	0	2000	2000	2000	2023	442	2023	2044	2044	2044

734. When you were 16 years old, did your mother work outside the household? If your mother did not work when you were 16 years old, did your mother work before? If she worked before, when did she stop working?

[VAR: MAWORK16]

<u>RESPONSE</u>	<u>PUNCH</u>	<u>YEAR</u>								
		<u>2006-1</u>	<u>2006-2</u>	<u>2006-3</u>	<u>2008-1</u>	<u>2008-2</u>	<u>2008-3</u>	<u>2010-1</u>	<u>2010-2</u>	<u>2010-3</u>
Yes, my mother did have a job when I was 16 years old	1	0	0	0	0	994	0	0	0	0
No: my mother never had a job outside the household	2	0	0	0	0	332	0	0	0	0
No: my mother stopped working before she got married	3	0	0	0	0	32	0	0	0	0
No: my mother stopped working after she got married, but before her first child was born	4	0	0	0	0	62	0	0	0	0
No: my mother stopped working after her first child was born	5	0	0	0	0	50	0	0	0	0
Don't know	8	0	0	0	0	102	0	0	0	0
No answer	9	0	0	0	0	9	0	0	0	0
Not applicable	0	2000	2000	2000	2023	442	2023	2044	2044	2044

735. In her last job - i.e. when or before you were 16 years old, for whom did your mother work? If your mother did not have a paid job at the time, please give information about her last job before that time

[VAR: MASLF1]

<u>RESPONSE</u>	<u>PUNCH</u>	<u>YEAR</u>								
		<u>2006-1</u>	<u>2006-2</u>	<u>2006-3</u>	<u>2008-1</u>	<u>2008-2</u>	<u>2008-3</u>	<u>2010-1</u>	<u>2010-2</u>	<u>2010-3</u>
Employee of a private company or business	1	0	0	0	0	862	0	0	0	0
National, state, or local government	2	0	0	0	0	235	0	0	0	0
Self-employed	3	0	0	0	0	124	0	0	0	0
Other	4	0	0	0	0	1	0	0	0	0
My mother never worked outside the household	5	0	0	0	0	295	0	0	0	0
Don't know	8	0	0	0	0	56	0	0	0	0
No answer	9	0	0	0	0	8	0	0	0	0
Not applicable	0	2000	2000	2000	2023	442	2023	2044	2044	2044

736. About how many books were there around your family's house when you were 16 years old?

[VAR: BOOKS16]

<u>RESPONSE</u>	<u>PUNCH</u>	<u>YEAR</u>								
		<u>2006-1</u>	<u>2006-2</u>	<u>2006-3</u>	<u>2008-1</u>	<u>2008-2</u>	<u>2008-3</u>	<u>2010-1</u>	<u>2010-2</u>	<u>2010-3</u>
None	1	0	0	0	0	41	0	0	0	0
1 or 2	2	0	0	0	0	82	0	0	0	0
Around 10	3	0	0	0	0	242	0	0	0	0
Around 20	4	0	0	0	0	282	0	0	0	0
Around 50	5	0	0	0	0	328	0	0	0	0
Around 100	6	0	0	0	0	275	0	0	0	0
Around 200	7	0	0	0	0	168	0	0	0	0
Around 500	8	0	0	0	0	98	0	0	0	0
1,000 or more	9	0	0	0	0	42	0	0	0	0
Don't know	98	0	0	0	0	19	0	0	0	0
No answer	99	0	0	0	0	4	0	0	0	0
Not applicable	0	2000	2000	2000	2023	442	2023	2044	2044	2044

737. In your first job, after leaving full-time education, for whom did you work?

[VAR: FRSTSLF1]

<u>RESPONSE</u>	<u>PUNCH</u>	<u>YEAR</u>								
		<u>2006-1</u>	<u>2006-2</u>	<u>2006-3</u>	<u>2008-1</u>	<u>2008-2</u>	<u>2008-3</u>	<u>2010-1</u>	<u>2010-2</u>	<u>2010-3</u>
Employee of a private company or business	1	0	0	0	0	1227	0	0	0	0
National, state, or local government	2	0	0	0	0	232	0	0	0	0
Self-employed	3	0	0	0	0	62	0	0	0	0
Other	4	0	0	0	0	0	0	0	0	0
I have never had a paid job	5	0	0	0	0	34	0	0	0	0
Don't know	8	0	0	0	0	7	0	0	0	0
No answer	9	0	0	0	0	19	0	0	0	0
Not applicable	0	2000	2000	2000	2023	442	2023	2044	2044	2044

738. What kind of work (do you/did you) normally do, in your first job, after leaving full-time education? That is, what (is/was) your job called?

[VAR: FRSTOCC]

<u>RESPONSE</u>	<u>PUNCH</u>	<u>YEAR</u>								
		<u>2006-1</u>	<u>2006-2</u>	<u>2006-3</u>	<u>2008-1</u>	<u>2008-2</u>	<u>2008-3</u>	<u>2010-1</u>	<u>2010-2</u>	<u>2010-3</u>
Managerial and professional specialty	1	0	0	0	0	306	0	0	0	0
Technical, sales, and administrative support	2	0	0	0	0	499	0	0	0	0
Service	3	0	0	0	0	313	0	0	0	0
Farming, forest, and fishing	4	0	0	0	0	57	0	0	0	0
Precision production, craft, and repair	5	0	0	0	0	98	0	0	0	0
Operators, fabricators, and laborers	6	0	0	0	0	238	0	0	0	0
Not applicable, No answer, Don't know (Punch 2 in EVWORK)	0	2000	2000	2000	2023	512	2023	2044	2044	2044

739. What kind of place (do/did) you work for, in your first job, after leaving full-time education? (INDUSTRY:_____)

[VAR: FRSTIND]

<u>RESPONSE</u>	<u>PUNCH</u>	<u>YEAR</u>								
		<u>2006-1</u>	<u>2006-2</u>	<u>2006-3</u>	<u>2008-1</u>	<u>2008-2</u>	<u>2008-3</u>	<u>2010-1</u>	<u>2010-2</u>	<u>2010-3</u>
Agriculture, Forestry, and Fisheries	1	0	0	0	0	52	0	0	0	0
Mining	2	0	0	0	0	6	0	0	0	0
Construction	3	0	0	0	0	80	0	0	0	0
Manufacturing	4	0	0	0	0	241	0	0	0	0
Transportation, Communications, and other Public Utilities	5	0	0	0	0	66	0	0	0	0
Wholesale and Retail Trade	6	0	0	0	0	419	0	0	0	0
Finance, Insurance, and Real Estate	7	0	0	0	0	80	0	0	0	0
Business and Repair Services	8	0	0	0	0	74	0	0	0	0
Personal Services	9	0	0	0	0	58	0	0	0	0
Entertainment and Recreation Services	10	0	0	0	0	29	0	0	0	0
Professional and Related Services	11	0	0	0	0	264	0	0	0	0
Public Administration	12	0	0	0	0	144	0	0	0	0
Don't know	98	0	0	0	0	7	0	0	0	0
No answer	99	0	0	0	0	61	0	0	0	0
Not applicable	0	2000	2000	2000	2023	442	2023	2044	2044	2044

740. Most people see themselves as belonging to a particular class. Please tell me which social class you would say you belong to?

[VAR: CLASS1]

<u>RESPONSE</u>	<u>PUNCH</u>	<u>YEAR</u>								
		<u>2006-1</u>	<u>2006-2</u>	<u>2006-3</u>	<u>2008-1</u>	<u>2008-2</u>	<u>2008-3</u>	<u>2010-1</u>	<u>2010-2</u>	<u>2010-3</u>
Lower class	1	0	0	0	0	65	0	0	0	0
Working class	2	0	0	0	0	563	0	0	0	0
Lower middle class	3	0	0	0	0	207	0	0	0	0
Middle Class	4	0	0	0	0	612	0	0	0	0
Upper middle class	5	0	0	0	0	107	0	0	0	0
Upper class	6	0	0	0	0	14	0	0	0	0
Don't know	8	0	0	0	0	5	0	0	0	0
No answer	9	0	0	0	0	8	0	0	0	0
Not applicable	0	2000	2000	2000	2023	442	2023	2044	2044	2044

741. About how much money would be left if the home or apartment you and/or your immediate family live in was sold, and any debts on it, such as a mortgage or personal loan, would have been paid off? Please give your best estimate.

[VAR: REALWLTH]

<u>RESPONSE</u>	<u>PUNCH</u>	<u>YEAR</u>								
		<u>2006-1</u>	<u>2006-2</u>	<u>2006-3</u>	<u>2008-1</u>	<u>2008-2</u>	<u>2008-3</u>	<u>2010-1</u>	<u>2010-2</u>	<u>2010-3</u>
Just debts	1	0	0	0	0	82	0	0	0	0
I/we do not own a home	2	0	0	0	0	316	0	0	0	0
\$1-29,999	3	0	0	0	0	234	0	0	0	0
\$30,000-59,999	4	0	0	0	0	151	0	0	0	0
\$60,000-89,999	5	0	0	0	0	102	0	0	0	0
\$90,000-119,999	6	0	0	0	0	89	0	0	0	0
\$120,000-149,999	7	0	0	0	0	77	0	0	0	0
\$150,000-299,999	8	0	0	0	0	165	0	0	0	0
\$300,000-499,999	9	0	0	0	0	71	0	0	0	0
\$500,000-699,999	10	0	0	0	0	32	0	0	0	0
\$700,000-899,999	11	0	0	0	0	13	0	0	0	0
More than \$900,000	12	0	0	0	0	26	0	0	0	0
Don't know	98	0	0	0	0	182	0	0	0	0
No answer	99	0	0	0	0	41	0	0	0	0
Not applicable	0	2000	2000	2000	2023	442	2023	2044	2044	2044

742. About how much money would be left if you and/or your immediate family converted to cash all savings, stocks, or bonds you own, and then paid off any personal debts you have (not including any home loan)? Please give your best estimate.

[VAR: OTHWLTH]

<u>RESPONSE</u>	<u>PUNCH</u>	<u>YEAR</u>								
		<u>2006-1</u>	<u>2006-2</u>	<u>2006-3</u>	<u>2008-1</u>	<u>2008-2</u>	<u>2008-3</u>	<u>2010-1</u>	<u>2010-2</u>	<u>2010-3</u>
Just debts	1	0	0	0	0	104	0	0	0	0
Nothing	2	0	0	0	0	315	0	0	0	0
\$1-44,499	3	0	0	0	0	329	0	0	0	0
\$45,000-89,999	4	0	0	0	0	145	0	0	0	0
\$90,000-134,999	5	0	0	0	0	82	0	0	0	0
\$135,000-179,999	6	0	0	0	0	53	0	0	0	0
\$180,000-219,000	7	0	0	0	0	38	0	0	0	0
\$220,000-299,999	8	0	0	0	0	37	0	0	0	0
\$300,000-599,999	9	0	0	0	0	88	0	0	0	0
\$600,000-899,999	10	0	0	0	0	36	0	0	0	0
\$900,000-\$1,400,000	11	0	0	0	0	31	0	0	0	0
More than \$1,400,000	12	0	0	0	0	32	0	0	0	0
Don't know	98	0	0	0	0	229	0	0	0	0
No answer	99	0	0	0	0	62	0	0	0	0
Not applicable	0	2000	2000	2000	2023	442	2023	2044	2044	2044

743. To what extent do you agree or disagree with the following statements?

A. To get all the way to the top in America today, you have to be corrupt.

[VAR: CORRUPT]

<u>RESPONSE</u>	<u>PUNCH</u>	<u>YEAR</u>								
		<u>2006-1</u>	<u>2006-2</u>	<u>2006-3</u>	<u>2008-1</u>	<u>2008-2</u>	<u>2008-3</u>	<u>2010-1</u>	<u>2010-2</u>	<u>2010-3</u>
Strongly agree	1	0	0	0	0	74	0	0	0	0
Agree	2	0	0	0	0	161	0	0	0	0
Neither agree nor disagree	3	0	0	0	0	246	0	0	0	0
Disagree	4	0	0	0	0	512	0	0	0	0
Strongly disagree	5	0	0	0	0	529	0	0	0	0
Can't choose	8	0	0	0	0	54	0	0	0	0
No answer	9	0	0	0	0	5	0	0	0	0
Not applicable	0	2000	2000	2000	2023	442	2023	2044	2044	2044

B. In America only students from the best secondary schools have a good chance to obtain a university education

[VAR: BSTHSCOL]

<u>RESPONSE</u>	<u>PUNCH</u>	<u>YEAR</u>								
		<u>2006-1</u>	<u>2006-2</u>	<u>2006-3</u>	<u>2008-1</u>	<u>2008-2</u>	<u>2008-3</u>	<u>2010-1</u>	<u>2010-2</u>	<u>2010-3</u>
Strongly agree	1	0	0	0	0	62	0	0	0	0
Agree	2	0	0	0	0	262	0	0	0	0
Neither agree nor disagree	3	0	0	0	0	237	0	0	0	0
Disagree	4	0	0	0	0	706	0	0	0	0
Strongly disagree	5	0	0	0	0	271	0	0	0	0
Don't know	8	0	0	0	0	41	0	0	0	0
No answer	9	0	0	0	0	2	0	0	0	0
Not applicable	0	2000	2000	2000	2023	442	2023	2044	2044	2044

C. In America, only the rich can afford the costs of attending university.

[VAR: RICHCOL]

<u>RESPONSE</u>	<u>PUNCH</u>	<u>YEAR</u>								
		<u>2006-1</u>	<u>2006-2</u>	<u>2006-3</u>	<u>2008-1</u>	<u>2008-2</u>	<u>2008-3</u>	<u>2010-1</u>	<u>2010-2</u>	<u>2010-3</u>
Strongly agree	1	0	0	0	0	83	0	0	0	0
Agree	2	0	0	0	0	326	0	0	0	0
Neither agree nor disagree	3	0	0	0	0	192	0	0	0	0
Disagree	4	0	0	0	0	747	0	0	0	0
Strongly disagree	5	0	0	0	0	208	0	0	0	0
Don't know	8	0	0	0	0	23	0	0	0	0
No answer	9	0	0	0	0	2	0	0	0	0
Not applicable	0	2000	2000	2000	2023	442	2023	2044	2044	2044

D. In America people have the same chances to enter university, regardless of their gender, ethnicity or social background.

[VAR: EQUALCOL]

<u>RESPONSE</u>	<u>PUNCH</u>	<u>YEAR</u>								
		<u>2006-1</u>	<u>2006-2</u>	<u>2006-3</u>	<u>2008-1</u>	<u>2008-2</u>	<u>2008-3</u>	<u>2010-1</u>	<u>2010-2</u>	<u>2010-3</u>
Strongly agree	1	0	0	0	0	219	0	0	0	0
Agree	2	0	0	0	0	780	0	0	0	0
Neither agree nor disagree	3	0	0	0	0	176	0	0	0	0
Disagree	4	0	0	0	0	303	0	0	0	0
Strongly disagree	5	0	0	0	0	54	0	0	0	0
Don't know	8	0	0	0	0	46	0	0	0	0
No answer	9	0	0	0	0	3	0	0	0	0
Not applicable	0	2000	2000	2000	2023	442	2023	2044	2044	2044

744. Would you say that you earn:

[VAR: EARNDES]

<u>RESPONSE</u>	<u>PUNCH</u>	<u>YEAR</u>								
		<u>2006-1</u>	<u>2006-2</u>	<u>2006-3</u>	<u>2008-1</u>	<u>2008-2</u>	<u>2008-3</u>	<u>2010-1</u>	<u>2010-2</u>	<u>2010-3</u>
Much less than I deserve	1	0	0	0	0	206	0	0	0	0
Less than I deserve	2	0	0	0	0	553	0	0	0	0
What I deserve	3	0	0	0	0	666	0	0	0	0
More than I deserve	4	0	0	0	0	46	0	0	0	0
Much more than I deserve	5	0	0	0	0	12	0	0	0	0
Never worked	6	0	0	0	0	3	0	0	0	0
Can't choose	8	0	0	0	0	51	0	0	0	0
No answer	9	0	0	0	0	4	0	0	0	0
Not applicable (Punch 2 in EVWORK)	0	2000	2000	2000	2023	482	2023	2044	2044	2044

745. To what extent do you agree or disagree with the following statements?

A. Inequality continues to exist because it benefits the rich and powerful.

[VAR: INEQUAL3]

<u>RESPONSE</u>	<u>PUNCH</u>	<u>YEAR</u>								
		<u>2006-1</u>	<u>2006-2</u>	<u>2006-3</u>	<u>2008-1</u>	<u>2008-2</u>	<u>2008-3</u>	<u>2010-1</u>	<u>2010-2</u>	<u>2010-3</u>
Strongly agree	1	0	0	0	179	223	317	0	0	0
Agree	2	0	0	0	375	544	525	0	0	0
Neither	3	0	0	0	204	380	212	0	0	0
Disagree	4	0	0	0	185	226	168	0	0	0
Strongly disagree	5	0	0	0	55	58	45	0	0	0
Don't know	8	0	0	0	35	0	22	0	0	0
No answer	9	0	0	0	8	150	6	0	0	0
Not applicable	0	2000	2000	2000	982	442	728	2044	2044	2044

B. Large differences in income are necessary for America's prosperity.

[VAR: INEQUAL5]

<u>RESPONSE</u>	<u>PUNCH</u>	<u>YEAR</u>								
		<u>2006-1</u>	<u>2006-2</u>	<u>2006-3</u>	<u>2008-1</u>	<u>2008-2</u>	<u>2008-3</u>	<u>2010-1</u>	<u>2010-2</u>	<u>2010-3</u>
Strongly agree	1	0	0	0	28	68	53	0	0	0
Agree	2	0	0	0	216	371	279	0	0	0
Neither	3	0	0	0	177	320	225	0	0	0
Disagree	4	0	0	0	450	551	542	0	0	0
Strongly disagree	5	0	0	0	134	186	170	0	0	0
Can't choose	8	0	0	0	29	0	19	0	0	0
No answer	9	0	0	0	7	85	7	0	0	0
Not applicable	0	2000	2000	2000	982	442	728	2044	2044	2044

**Module: Genes
(GENETEST1-SPNDGENE)**

746. Here are some questions on another topic. How much would you say you have heard or read about genetic testing - a great deal, something but not very much, or nothing at all?

[VAR: GENETEST1]

<u>RESPONSE</u>	<u>PUNCH</u>	<u>YEAR</u>								
		<u>2006-1</u>	<u>2006-2</u>	<u>2006-3</u>	<u>2008-1</u>	<u>2008-2</u>	<u>2008-3</u>	<u>2010-1</u>	<u>2010-2</u>	<u>2010-3</u>
A great deal	1	0	0	0	0	203	0	0	0	0
Something but not very much	2	0	0	0	0	1025	0	0	0	0
Nothing at all	3	0	0	0	0	335	0	0	0	0
Don't know	8	0	0	0	0	7	0	0	0	0
No answer	9	0	0	0	0	11	0	0	0	0
Not applicable	0	2000	2000	2000	2023	442	2023	2044	2044	2044

747. Some people say that genetic testing is a wonderful advance. Others think it may cause trouble. Based on what you know, do you think genetic testing will do more good than harm, or more harm than good?

[VAR: GENEGOO3]

<u>RESPONSE</u>	<u>PUNCH</u>	<u>YEAR</u>								
		<u>2006-1</u>	<u>2006-2</u>	<u>2006-3</u>	<u>2008-1</u>	<u>2008-2</u>	<u>2008-3</u>	<u>2010-1</u>	<u>2010-2</u>	<u>2010-3</u>
More good than harm	1	0	0	0	0	861	0	0	0	0
More harm than good	2	0	0	0	0	355	0	0	0	0
It depends	3	0	0	0	0	200	0	0	0	0
Don't know	8	0	0	0	0	146	0	0	0	0
No answer	9	0	0	0	0	19	0	0	0	0
Not applicable	0	2000	2000	2000	2023	442	2023	2044	2044	2044

748. Today, tests are being developed that make it possible to detect serious genetic defects before a baby is born. But so far, it is impossible either to treat or to correct most of them. If (you/your partner) were pregnant, would you want (her) to have a test to find out if the baby has any serious genetic defects?

[VAR: GENESELF]

RESPONSE	PUNCH	YEAR								
		<u>2006-1</u>	<u>2006-2</u>	<u>2006-3</u>	<u>2008-1</u>	<u>2008-2</u>	<u>2008-3</u>	<u>2010-1</u>	<u>2010-2</u>	<u>2010-3</u>
Yes, have a test	1	0	0	0	0	989	0	0	0	0
No	2	0	0	0	0	515	0	0	0	0
Refused to answer	7	0	0	0	0	0	0	0	0	0
Don't know	8	0	0	0	0	62	0	0	0	0
No answer	9	0	0	0	0	15	0	0	0	0
Not applicable	0	2000	2000	2000	2023	442	2023	2044	2044	2044

749. Suppose a test shows the baby has a serious genetic defect. Would you (yourself want to/ want your partner to) have an abortion if a test shows the baby has a serious genetic defect?

[VAR: GENEABRT]

RESPONSE	PUNCH	YEAR								
		<u>2006-1</u>	<u>2006-2</u>	<u>2006-3</u>	<u>2008-1</u>	<u>2008-2</u>	<u>2008-3</u>	<u>2010-1</u>	<u>2010-2</u>	<u>2010-3</u>
Yes, have an abortion	1	0	0	0	0	479	0	0	0	0
No	2	0	0	0	0	878	0	0	0	0
Refused to answer	7	0	0	0	0	0	0	0	0	0
Don't know	8	0	0	0	0	190	0	0	0	0
No answer	9	0	0	0	0	34	0	0	0	0
Not applicable	0	2000	2000	2000	2023	442	2023	2044	2044	2044

750. Where in the body is DNA located? Is it in the blood, the brain, the sperm or egg cells, or in every cell?

[VAR: DNA]

RESPONSE	PUNCH	YEAR								
		<u>2006-1</u>	<u>2006-2</u>	<u>2006-3</u>	<u>2008-1</u>	<u>2008-2</u>	<u>2008-3</u>	<u>2010-1</u>	<u>2010-2</u>	<u>2010-3</u>
The blood	1	0	0	0	0	219	0	0	0	0
The brain	2	0	0	0	0	5	0	0	0	0
Sperm or egg cells	3	0	0	0	0	35	0	0	0	0
In every cell	4	0	0	0	0	1206	0	0	0	0
Don't know	8	0	0	0	0	103	0	0	0	0
No answer	9	0	0	0	0	13	0	0	0	0
Not applicable	0	2000	2000	0	2023	442	2023	2044	2044	2044

751. If a genetic test could tell you whether or not you are likely to get a serious but treatable genetic disease later in life, would you personally want to have such a test or not?

[VAR: GENEKURE]

<u>RESPONSE</u>	<u>PUNCH</u>	<u>YEAR</u>								
		<u>2006-1</u>	<u>2006-2</u>	<u>2006-3</u>	<u>2008-1</u>	<u>2008-2</u>	<u>2008-3</u>	<u>2010-1</u>	<u>2010-2</u>	<u>2010-3</u>
Yes	1	0	0	0	0	1041	0	0	0	0
No	2	0	0	0	0	478	0	0	0	0
Don't know	8	0	0	0	0	50	0	0	0	0
No answer	9	0	0	0	0	12	0	0	0	0
Not applicable	0	2000	2000	2000	2023	442	2023	2044	2044	2044

752. Some genetic diseases are not treatable. If a genetic test could tell you whether or not you will develop a serious disease later in life for which there is no treatment or cure at present, would you personally want to have such a test or not?

[VAR: GENENOCR]

<u>RESPONSE</u>	<u>PUNCH</u>	<u>YEAR</u>								
		<u>2006-1</u>	<u>2006-2</u>	<u>2006-3</u>	<u>2008-1</u>	<u>2008-2</u>	<u>2008-3</u>	<u>2010-1</u>	<u>2010-2</u>	<u>2010-3</u>
Yes	1	0	0	0	0	718	0	0	0	0
No	2	0	0	0	0	801	0	0	0	0
Don't know	8	0	0	0	0	49	0	0	0	0
No answer	9	0	0	0	0	13	0	0	0	0
Not applicable	0	2000	2000	2000	2023	442	2023	2044	2044	2044

753. The following is a list of some of the ways in which people can use genetics and individuals' genetic code (DNA). Please indicate how much you favor or oppose each of these uses of genetic information.

A. To find out more about where one's ancestors originally came from. Would you say . . .

[VAR: DNATREE]

<u>RESPONSE</u>	<u>PUNCH</u>	<u>YEAR</u>								
		<u>2006-1</u>	<u>2006-2</u>	<u>2006-3</u>	<u>2008-1</u>	<u>2008-2</u>	<u>2008-3</u>	<u>2010-1</u>	<u>2010-2</u>	<u>2010-3</u>
Strongly favor	1	0	0	0	0	486	0	0	0	0
Somewhat favor	2	0	0	0	0	496	0	0	0	0
Neither favor nor oppose	3	0	0	0	0	397	0	0	0	0
Somewhat oppose	4	0	0	0	0	77	0	0	0	0
Strongly oppose	5	0	0	0	0	54	0	0	0	0
Not sure	6	0	0	0	0	45	0	0	0	0
Don't know	8	0	0	0	0	16	0	0	0	0
No answer	9	0	0	0	0	10	0	0	0	0
Not applicable	0	2000	2000	2000	2023	442	2023	2044	2044	2044

B. To determine a person's guilt or innocence of a crime?

[VAR: DNACSI]

<u>RESPONSE</u>	<u>PUNCH</u>	<u>YEAR</u>								
		<u>2006-1</u>	<u>2006-2</u>	<u>2006-3</u>	<u>2008-1</u>	<u>2008-2</u>	<u>2008-3</u>	<u>2010-1</u>	<u>2010-2</u>	<u>2010-3</u>
Strongly favor	1	0	0	0	0	1064	0	0	0	0
Somewhat favor	2	0	0	0	0	318	0	0	0	0
Neither favor nor oppose	3	0	0	0	0	76	0	0	0	0
Somewhat oppose	4	0	0	0	0	27	0	0	0	0
Strongly oppose	5	0	0	0	0	47	0	0	0	0
Not sure	6	0	0	0	0	23	0	0	0	0
Don't know	8	0	0	0	0	15	0	0	0	0
No answer	9	0	0	0	0	11	0	0	0	0
Not applicable	0	2000	2000	2000	2023	442	2023	2044	2044	2044

C. To judge a person's eligibility for getting health and life insurance.

[VAR: DNAINSUR]

<u>RESPONSE</u>	<u>PUNCH</u>	<u>YEAR</u>								
		<u>2006-1</u>	<u>2006-2</u>	<u>2006-3</u>	<u>2008-1</u>	<u>2008-2</u>	<u>2008-3</u>	<u>2010-1</u>	<u>2010-2</u>	<u>2010-3</u>
Strongly favor	1	0	0	0	0	132	0	0	0	0
Somewhat favor	2	0	0	0	0	227	0	0	0	0
Neither favor nor oppose	3	0	0	0	0	289	0	0	0	0
Somewhat oppose	4	0	0	0	0	288	0	0	0	0
Strongly oppose	5	0	0	0	0	587	0	0	0	0
Not sure	6	0	0	0	0	35	0	0	0	0
Don't know	8	0	0	0	0	12	0	0	0	0
No answer	9	0	0	0	0	11	0	0	0	0
Not applicable	0	2000	2000	2000	2023	442	2023	2044	2044	2044

754. How much do you favor or oppose...

A. Increased government regulation of human genetic research?

[VAR: REGGENE]

<u>RESPONSE</u>	<u>PUNCH</u>	<u>YEAR</u>								
		<u>2006-1</u>	<u>2006-2</u>	<u>2006-3</u>	<u>2008-1</u>	<u>2008-2</u>	<u>2008-3</u>	<u>2010-1</u>	<u>2010-2</u>	<u>2010-3</u>
Strongly favor	1	0	0	0	0	172	0	0	0	0
Somewhat favor	2	0	0	0	0	421	0	0	0	0
Neither favor nor oppse	3	0	0	0	0	393	0	0	0	0
Somewhat oppose	4	0	0	0	0	273	0	0	0	0
Strongly oppose	5	0	0	0	0	227	0	0	0	0
Not sure	6	0	0	0	0	61	0	0	0	0
Don't know	8	0	0	0	0	21	0	0	0	0
No answer	9	0	0	0	0	13	0	0	0	0
Not applicable	0	2000	2000	2000	2023	442	2023	2044	2044	2044

B. Increased government funding for human genetic research?

[VAR: SPNDGENE]

<u>RESPONSE</u>	<u>PUNCH</u>	<u>YEAR</u>								
		<u>2006-1</u>	<u>2006-2</u>	<u>2006-3</u>	<u>2008-1</u>	<u>2008-2</u>	<u>2008-3</u>	<u>2010-1</u>	<u>2010-2</u>	<u>2010-3</u>
Strongly favor	1	0	0	0	0	247	0	0	0	0
Somewhat favor	2	0	0	0	0	541	0	0	0	0
Neither favor nor oppose	3	0	0	0	0	344	0	0	0	0
Somewhat oppose	4	0	0	0	0	213	0	0	0	0
Strongly oppose	5	0	0	0	0	143	0	0	0	0
Not sure	6	0	0	0	0	62	0	0	0	0
Don't know	8	0	0	0	0	21	0	0	0	0
No answer	9	0	0	0	0	10	0	0	0	0
Not applicable	0	2000	2000	2000	2023	442	2023	2044	2044	2044

**Topical Module: Gender II
(FEMINIST-RUSHED)**

755. Do you think of yourself as a feminist or not?

[VAR: FEMINIST]

<u>RESPONSE</u>	<u>PUNCH</u>	<u>YEAR</u>								
		<u>2006-1</u>	<u>2006-2</u>	<u>2006-3</u>	<u>2008-1</u>	<u>2008-2</u>	<u>2008-3</u>	<u>2010-1</u>	<u>2010-2</u>	<u>2010-3</u>
Yes, a feminist	1	0	0	0	0	351	0	0	0	0
No, not a feminist	2	0	0	0	0	1138	0	0	0	0
Don't know	8	0	0	0	0	80	0	0	0	0
No answer	9	0	0	0	0	9	0	0	0	0
Not applicable	0	2000	2000	2000	2023	445	2023	2044	2044	2044

756. How important is the women's rights issue to you--would you say it is one of the...

[VAR: FEIMP]

<u>RESPONSE</u>	<u>PUNCH</u>	<u>YEAR</u>								
		<u>2006-1</u>	<u>2006-2</u>	<u>2006-3</u>	<u>2008-1</u>	<u>2008-2</u>	<u>2008-3</u>	<u>2010-1</u>	<u>2010-2</u>	<u>2010-3</u>
One of most imp	1	0	0	0	0	273	0	0	0	0
Important	2	0	0	0	0	905	0	0	0	0
Not very imp	3	0	0	0	0	308	0	0	0	0
Not imp at all	4	0	0	0	0	78	0	0	0	0
Don't know	8	0	0	0	0	9	0	0	0	0
No answer	9	0	0	0	0	5	0	0	0	0
Not applicable	0	2000	2000	2000	2023	445	2023	2044	2044	2044

757. How successful do you feel at balancing your paid work and your family life? Do you feel...

[VAR: BALWKFAM]

<u>RESPONSE</u>	<u>PUNCH</u>	<u>YEAR</u>								
		<u>2006-1</u>	<u>2006-2</u>	<u>2006-3</u>	<u>2008-1</u>	<u>2008-2</u>	<u>2008-3</u>	<u>2010-1</u>	<u>2010-2</u>	<u>2010-3</u>
Not at all successful	1	0	0	0	0	28	0	0	0	0
Not very successful	2	0	0	0	0	139	0	0	0	0
Somewhat successful	3	0	0	0	0	741	0	0	0	0
Very successful	4	0	0	0	0	479	0	0	0	0
Completely successful	5	0	0	0	0	97	0	0	0	0
Don't know	8	0	0	0	0	68	0	0	0	0
No answer	9	0	0	0	0	26	0	0	0	0
Not applicable	0	2000	2000	2000	2023	445	2023	2044	2044	2044

758. In your (present/most recent) job, (have you ever done/did you ever do) any of the following because of your responsibilities to members of your family?

A. Take on additional paid work?

[VAR: REFMORWK]

<u>RESPONSE</u>	<u>PUNCH</u>	<u>YEAR</u>								
		<u>2006-1</u>	<u>2006-2</u>	<u>2006-3</u>	<u>2008-1</u>	<u>2008-2</u>	<u>2008-3</u>	<u>2010-1</u>	<u>2010-2</u>	<u>2010-3</u>
Yes	1	0	0	0	0	627	0	0	0	0
No	2	0	0	0	0	901	0	0	0	0
Don't know	8	0	0	0	0	7	0	0	0	0
No answer	9	0	0	0	0	7	0	0	0	0
Not applicable (Punch 2 in EVWORK)	0	2000	2000	2000	2023	481	2023	2044	2044	2044

B. Cut back on your work?

[VAR: WORKLESS]

<u>RESPONSE</u>	<u>PUNCH</u>	<u>YEAR</u>								
		<u>2006-1</u>	<u>2006-2</u>	<u>2006-3</u>	<u>2008-1</u>	<u>2008-2</u>	<u>2008-3</u>	<u>2010-1</u>	<u>2010-2</u>	<u>2010-3</u>
Yes	1	0	0	0	0	398	0	0	0	0
No	2	0	0	0	0	1129	0	0	0	0
Don't know	8	0	0	0	0	8	0	0	0	0
No answer	9	0	0	0	0	7	0	0	0	0
Not applicable (Punch 2 in EVWORK)	0	2000	2000	2000	2023	481	2023	2044	2044	2044

C. Miss a family occasion or holiday?

[VAR: NOATHOME]

<u>RESPONSE</u>	<u>PUNCH</u>	<u>YEAR</u>								
		<u>2006-1</u>	<u>2006-2</u>	<u>2006-3</u>	<u>2008-1</u>	<u>2008-2</u>	<u>2008-3</u>	<u>2010-1</u>	<u>2010-2</u>	<u>2010-3</u>
Yes	1	0	0	0	0	829	0	0	0	0
No	2	0	0	0	0	698	0	0	0	0
Don't know	8	0	0	0	0	8	0	0	0	0
No answer	9	0	0	0	0	7	0	0	0	0
Not applicable (Punch 2 in EVWORK)	0	2000	2000	2000	2023	481	2023	2044	2044	2044

D. Been unable to do the work you usually do around the house?

[VAR: NOHMEWRK]

<u>RESPONSE</u>	<u>PUNCH</u>	<u>YEAR</u>								
		<u>2006-1</u>	<u>2006-2</u>	<u>2006-3</u>	<u>2008-1</u>	<u>2008-2</u>	<u>2008-3</u>	<u>2010-1</u>	<u>2010-2</u>	<u>2010-3</u>
Yes	1	0	0	0	0	820	0	0	0	0
No	2	0	0	0	0	707	0	0	0	0
Don't know	8	0	0	0	0	8	0	0	0	0
No answer	9	0	0	0	0	7	0	0	0	0
Not applicable (Punch 2 in EVWORK)	0	2000	2000	2000	2023	481	2023	2044	2044	2044

760. Sometimes at work people find themselves the object of sexual advances, propositions, or unwanted sexual discussions from co-workers or supervisors. The advances sometimes involve physical contact and sometimes just involve sexual conversations. Has this ever happened to you?

[VAR: SEXHAR]

<u>RESPONSE</u>	<u>PUNCH</u>	<u>YEAR</u>								
		<u>2006-1</u>	<u>2006-2</u>	<u>2006-3</u>	<u>2008-1</u>	<u>2008-2</u>	<u>2008-3</u>	<u>2010-1</u>	<u>2010-2</u>	<u>2010-3</u>
Yes	1	0	0	0	0	420	0	0	0	0
No	2	0	0	0	0	1107	0	0	0	0
Never have worked	3	0	0	0	0	0	0	0	0	0
Don't know	8	0	0	0	0	6	0	0	0	0
No answer	9	0	0	0	0	9	0	0	0	0
Not applicable (Punch 2 in EVWORK)	0	2000	2000	2000	2023	481	2023	2044	2044	2044

761. In general, how do you feel about your time—would you say you always feel rushed even to do things you have to do, only sometimes feel rushed, or almost never feel rushed?

[VAR: RUSHED]

<u>RESPONSE</u>	<u>PUNCH</u>	<u>YEAR</u>								
		<u>2006-1</u>	<u>2006-2</u>	<u>2006-3</u>	<u>2008-1</u>	<u>2008-2</u>	<u>2008-3</u>	<u>2010-1</u>	<u>2010-2</u>	<u>2010-3</u>
Always	1	0	0	0	0	224	0	0	0	0
Sometimes	2	0	0	0	0	567	0	0	0	0
Almost never	3	0	0	0	0	206	0	0	0	0
Don't know	8	0	0	0	0	2	0	0	0	0
No answer	9	0	0	0	0	27	0	0	0	0
Not applicable	0	2000	2000	2000	2023	997	2023	2044	2044	2044

REMARKS: RUSHED was asked on Ballots A and B only.

**Topical Module: Intergroup Relations
(COLBLIND - HSETH)**

762. Please tell me if you agree or disagree with the following statements.

HAND CARD K1

A. For the most part, I'm colorblind; that is, I don't care about what race people are.

[VAR: COLBLIND]

<u>RESPONSE</u>	<u>PUNCH</u>	<u>YEAR</u>								
		<u>2006-1</u>	<u>2006-2</u>	<u>2006-3</u>	<u>2008-1</u>	<u>2008-2</u>	<u>2008-3</u>	<u>2010-1</u>	<u>2010-2</u>	<u>2010-3</u>
Strongly agree	1	0	0	0	0	949	0	0	0	0
Somewhat agree	2	0	0	0	0	479	0	0	0	0
Somewhat disagree	3	0	0	0	0	99	0	0	0	0
Strongly disagree	4	0	0	0	0	38	0	0	0	0
Don't know	8	0	0	0	0	9	0	0	0	0
No answer	9	0	0	0	0	4	0	0	0	0
Not applicable	0	2000	2000	2000	2023	445	2023	2044	2044	2044

B. I'm tired of hearing people talk about racial problems in the U.S. today.

[VAR: RACTIRED]

<u>RESPONSE</u>	<u>PUNCH</u>	<u>YEAR</u>								
		<u>2006-1</u>	<u>2006-2</u>	<u>2006-3</u>	<u>2008-1</u>	<u>2008-2</u>	<u>2008-3</u>	<u>2010-1</u>	<u>2010-2</u>	<u>2010-3</u>
Strongly agree	1	0	0	0	0	635	0	0	0	0
Somewhat agree	2	0	0	0	0	577	0	0	0	0
Somewhat disagree	3	0	0	0	0	244	0	0	0	0
Strongly disagree	4	0	0	0	0	105	0	0	0	0
Don't know	8	0	0	0	0	12	0	0	0	0
No answer	9	0	0	0	0	5	0	0	0	0
Not applicable	0	2000	2000	2000	2023	445	2023	2044	2044	2044

C. Whites are generally treated better than other groups in American society today.

[VAR: WHTADVNT]

<u>RESPONSE</u>	<u>PUNCH</u>	<u>YEAR</u>								
		<u>2006-1</u>	<u>2006-2</u>	<u>2006-3</u>	<u>2008-1</u>	<u>2008-2</u>	<u>2008-3</u>	<u>2010-1</u>	<u>2010-2</u>	<u>2010-3</u>
Strongly agree	1	0	0	0	0	285	0	0	0	0
Somewhat agree	2	0	0	0	0	699	0	0	0	0
Somewhat disagree	3	0	0	0	0	398	0	0	0	0
Strongly disagree	4	0	0	0	0	159	0	0	0	0
Don't know	8	0	0	0	0	32	0	0	0	0
No answer	9	0	0	0	0	5	0	0	0	0
Not applicable	0	2000	2000	2000	2023	445	2023	2044	2044	2044

REMARKS: Hand Card K1 contained punches 1-4.

763. How important is your racial identity to you?

[VAR: RACIDIMP]

<u>RESPONSE</u>	<u>PUNCH</u>	<u>YEAR</u>								
		<u>2006-1</u>	<u>2006-2</u>	<u>2006-3</u>	<u>2008-1</u>	<u>2008-2</u>	<u>2008-3</u>	<u>2010-1</u>	<u>2010-2</u>	<u>2010-3</u>
Very important	1	0	0	0	0	391	0	0	0	0
Somewhat important	2	0	0	0	0	537	0	0	0	0
Not very important	3	0	0	0	0	386	0	0	0	0
Not important at all	4	0	0	0	0	245	0	0	0	0
Don't know	8	0	0	0	0	14	0	0	0	0
No answer	9	0	0	0	0	5	0	0	0	0
Not applicable	0	2000	2000	2000	2023	445	2023	2044	2044	2044

764. Is there another ethnic category that you more closely identify with than your racial group?

[VAR: ETHVSRAC]

<u>RESPONSE</u>	<u>PUNCH</u>	<u>YEAR</u>								
		<u>2006-1</u>	<u>2006-2</u>	<u>2006-3</u>	<u>2008-1</u>	<u>2008-2</u>	<u>2008-3</u>	<u>2010-1</u>	<u>2010-2</u>	<u>2010-3</u>
Yes	1	0	0	0	0	145	0	0	0	0
No	2	0	0	0	0	1406	0	0	0	0
Don't know	8	0	0	0	0	20	0	0	0	0
No answer	9	0	0	0	0	7	0	0	0	0
Not applicable	0	2000	2000	2000	2023	445	2023	2044	2044	2044

765. How important is this identity to you—very important, somewhat important, not very important, or not important at all?

[VAR: ETHIDIMP]

<u>RESPONSE</u>	<u>PUNCH</u>	<u>YEAR</u>								
		<u>2006-1</u>	<u>2006-2</u>	<u>2006-3</u>	<u>2008-1</u>	<u>2008-2</u>	<u>2008-3</u>	<u>2010-1</u>	<u>2010-2</u>	<u>2010-3</u>
Very important	1	0	0	0	0	60	0	0	0	0
Somewhat important	2	0	0	0	0	54	0	0	0	0
Not very important	1	0	0	0	0	14	0	0	0	0
Not important at all	2	0	0	0	0	16	0	0	0	0
Don't know	8	0	0	0	0	1	0	0	0	0
No answer	9	0	0	0	0	7	0	0	0	0
Not applicable (Punches 2, 9 on ETHVSRAC)	0	2000	2000	2000	2023	1871	2023	2044	2044	2044

766. Please tell me if you agree or disagree with the following statements.

HAND CARD K1

A. African Americans do not need any special consideration because racism is a thing of the past.

[VAR: NORACISM]

<u>RESPONSE</u>	<u>PUNCH</u>	<u>YEAR</u>								
		<u>2006-1</u>	<u>2006-2</u>	<u>2006-3</u>	<u>2008-1</u>	<u>2008-2</u>	<u>2008-3</u>	<u>2010-1</u>	<u>2010-2</u>	<u>2010-3</u>
Strongly agree	1	0	0	0	0	293	0	0	0	0
Somewhat agree	2	0	0	0	0	493	0	0	0	0
Somewhat disagree	1	0	0	0	0	499	0	0	0	0
Strongly disagree	2	0	0	0	0	265	0	0	0	0
Don't know	8	0	0	0	0	19	0	0	0	0
No answer	9	0	0	0	0	9	0	0	0	0
Not applicable	0	2000	2000	2000	2023	445	2023	2044	2044	2044

B. I resent any special considerations that Africans Americans receive because it's unfair to other Americans.

[VAR: RACRESNT]

<u>RESPONSE</u>	<u>PUNCH</u>	<u>YEAR</u>								
		<u>2006-1</u>	<u>2006-2</u>	<u>2006-3</u>	<u>2008-1</u>	<u>2008-2</u>	<u>2008-3</u>	<u>2010-1</u>	<u>2010-2</u>	<u>2010-3</u>
Strongly agree	1	0	0	0	0	308	0	0	0	0
Somewhat agree	2	0	0	0	0	582	0	0	0	0
Somewhat disagree	1	0	0	0	0	466	0	0	0	0
Strongly disagree	2	0	0	0	0	182	0	0	0	0
Don't know	8	0	0	0	0	30	0	0	0	0
No answer	9	0	0	0	0	10	0	0	0	0
Not applicable	0	2000	2000	2000	2023	445	2023	2044	2044	2044

C. For African Americans to succeed they need to stop using racism and slavery as excuses.

[VAR: RACEXCUS]

<u>RESPONSE</u>	<u>PUNCH</u>	<u>YEAR</u>								
		<u>2006-1</u>	<u>2006-2</u>	<u>2006-3</u>	<u>2008-1</u>	<u>2008-2</u>	<u>2008-3</u>	<u>2010-1</u>	<u>2010-2</u>	<u>2010-3</u>
Strongly agree	1	0	0	0	0	648	0	0	0	0
Somewhat agree	2	0	0	0	0	612	0	0	0	0
Somewhat disagree	1	0	0	0	0	188	0	0	0	0
Strongly disagree	2	0	0	0	0	96	0	0	0	0
Don't know	8	0	0	0	0	24	0	0	0	0
No answer	9	0	0	0	0	10	0	0	0	0
Not applicable	0	2000	2000	2000	2023	445	2023	2044	2044	2044

REMARKS: Hand Card K1 contained punches 1-4.

767. Think about your own extended family, including children, grandchildren, parents, step-parents, spouse, parents-in-law, also including brothers and sisters, aunts and uncles, first cousins, and all their spouses. Please tell me whether there are any members of your extended family from each of these racial/ethnic groups.

A. Are any members of your family Black or African American?

[VAR: BLKFAM]

<u>RESPONSE</u>	<u>PUNCH</u>	<u>YEAR</u>								
		<u>2006-1</u>	<u>2006-2</u>	<u>2006-3</u>	<u>2008-1</u>	<u>2008-2</u>	<u>2008-3</u>	<u>2010-1</u>	<u>2010-2</u>	<u>2010-3</u>
Yes	1	0	0	0	0	296	0	0	0	0
No	2	0	0	0	0	1038	0	0	0	0
Don't know	8	0	0	0	0	5	0	0	0	0
No answer	9	0	0	0	0	9	0	0	0	0
Not applicable (Punch 2 in RACECEN1-3)	0	2000	2000	2000	2023	675	2023	2044	2044	2044

B. (Are any members of your family...) Hispanic/Latino?

[VAR: HISPfam]

<u>RESPONSE</u>	<u>PUNCH</u>	<u>YEAR</u>								
		<u>2006-1</u>	<u>2006-2</u>	<u>2006-3</u>	<u>2008-1</u>	<u>2008-2</u>	<u>2008-3</u>	<u>2010-1</u>	<u>2010-2</u>	<u>2010-3</u>
Yes	1	0	0	0	0	312	0	0	0	0
No	2	0	0	0	0	1072	0	0	0	0
Don't know	8	0	0	0	0	12	0	0	0	0
No answer	9	0	0	0	0	12	0	0	0	0
Not applicable (Punch 1 in HISPANIC)	0	2000	2000	2000	2023	615	2023	2044	2044	2044

C. (Are any members of your family...) Asian?

[VAR: ASNFAM]

<u>RESPONSE</u>	<u>PUNCH</u>	<u>YEAR</u>								
		<u>2006-1</u>	<u>2006-2</u>	<u>2006-3</u>	<u>2008-1</u>	<u>2008-2</u>	<u>2008-3</u>	<u>2010-1</u>	<u>2010-2</u>	<u>2010-3</u>
Yes	1	0	0	0	0	218	0	0	0	0
No	2	0	0	0	0	1299	0	0	0	0
Don't know	8	0	0	0	0	8	0	0	0	0
No answer	9	0	0	0	0	8	0	0	0	0
Not applicable (Punches 4-10 in RACECEN1-3)	0	2000	2000	2000	2023	490	2023	2044	2044	2044

D. (Are any members of your family...) White?

[VAR: WHTFAM]

<u>RESPONSE</u>	<u>PUNCH</u>	<u>YEAR</u>								
		<u>2006-1</u>	<u>2006-2</u>	<u>2006-3</u>	<u>2008-1</u>	<u>2008-2</u>	<u>2008-3</u>	<u>2010-1</u>	<u>2010-2</u>	<u>2010-3</u>
Yes	1	0	0	0	0	148	0	0	0	0
No	2	0	0	0	0	197	0	0	0	0
Don't know	8	0	0	0	0	1	0	0	0	0
No answer	9	0	0	0	0	3	0	0	0	0
Not applicable (Punch 1 in RACECEN1-3)	0	2000	2000	2000	2023	1674	2023	2044	2044	2044

E. (Are any members of your family...) American Indian or Alaska Native?

[VAR: AMINDFAM]

<u>RESPONSE</u>	<u>PUNCH</u>	<u>YEAR</u>								
		<u>2006-1</u>	<u>2006-2</u>	<u>2006-3</u>	<u>2008-1</u>	<u>2008-2</u>	<u>2008-3</u>	<u>2010-1</u>	<u>2010-2</u>	<u>2010-3</u>
Yes	1	0	0	0	0	365	0	0	0	0
No	2	0	0	0	0	1123	0	0	0	0
Don't know	8	0	0	0	0	12	0	0	0	0
No answer	9	0	0	0	0	9	0	0	0	0
Not applicable (Punch 3 in RACECEN1-3)	0	2000	2000	2000	2023	514	2023	2044	2044	2044

F. (Are any members of your family...) Native hawaiian or other pacific islander?

[VAR: PACFAM]

<u>RESPONSE</u>	<u>PUNCH</u>	<u>YEAR</u>								
		<u>2006-1</u>	<u>2006-2</u>	<u>2006-3</u>	<u>2008-1</u>	<u>2008-2</u>	<u>2008-3</u>	<u>2010-1</u>	<u>2010-2</u>	<u>2010-3</u>
Yes	1	0	0	0	0	99	0	0	0	0
No	2	0	0	0	0	1453	0	0	0	0
Don't know	8	0	0	0	0	10	0	0	0	0
No answer	9	0	0	0	0	10	0	0	0	0
Not applicable (Punches 11-14 in RACECEN1-3)	0	2000	2000	2000	2023	451	2023	2044	2044	2044

768. Here are some things that the government in Washington might do to deal with the problems of poverty and unemployment among black Americans. I would like you to tell me if you favor or oppose them.

HAND CARD K2

A. Spending more money on the schools in black neighborhoods especially for pre-school and early education programs. Would say that you strongly favor it, favor it, neither favor nor oppose it, oppose, or strongly oppose it?

[VAR: BLKSCHS]

<u>RESPONSE</u>	<u>PUNCH</u>	<u>YEAR</u>								
		<u>2006-1</u>	<u>2006-2</u>	<u>2006-3</u>	<u>2008-1</u>	<u>2008-2</u>	<u>2008-3</u>	<u>2010-1</u>	<u>2010-2</u>	<u>2010-3</u>
Strongly favor	1	0	0	0	0	125	0	0	0	0
Favor	2	0	0	0	0	211	0	0	0	0
Neither favor nor oppose	3	0	0	0	0	122	0	0	0	0
Oppose	4	0	0	0	0	39	0	0	0	0
Strongly oppose	5	0	0	0	0	16	0	0	0	0
Don't know	8	0	0	0	0	3	0	0	0	0
No answer	9	0	0	0	0	5	0	0	0	0
Not applicable	0	2000	2000	2000	2023	1502	2023	2044	2044	2044

B. Provide special college scholarships for black children who maintain good grades. (Would you say that you strongly favor it, favor it, neither favor nor oppose it, oppose, or strongly oppose it?)

[VAR: BLKCOL]

RESPONSE	PUNCH	YEAR								
		2006-1	2006-2	2006-3	2008-1	2008-2	2008-3	2010-1	2010-2	2010-3
Strongly favor	1	0	0	0	0	95	0	0	0	0
Favor	2	0	0	0	0	232	0	0	0	0
Neither favor nor oppose	3	0	0	0	0	117	0	0	0	0
Oppose	4	0	0	0	0	52	0	0	0	0
Strongly oppose	5	0	0	0	0	21	0	0	0	0
Don't know	8	0	0	0	0	1	0	0	0	0
No answer	9	0	0	0	0	3	0	0	0	0
Not applicable	0	2000	2000	2000	2023	1502	2023	2044	2044	2044

REMARKS: Hand Card K2 contained punches 1-5. BLKSCHS & BLKCOL were asked on Ballot 1. HISPSCHS & HISPCOL were asked on Ballot 2. POVCHS & POVCOL were asked on Ballot 3.

769. Here are some things that the government in Washington might do to deal with the problems of poverty and unemployment among Hispanic Americans. I would like you to tell me if you favor or oppose them.

HAND CARD K2

A. Spending more money on the schools in Hispanic neighborhoods especially for pre-school and early education programs. Would you say that you strongly favor it, favor it, neither favor nor oppose it, oppose, or strongly oppose it?

[VAR: HISPSCHS]

RESPONSE	PUNCH	YEAR								
		2006-1	2006-2	2006-3	2008-1	2008-2	2008-3	2010-1	2010-2	2010-3
Strongly favor	1	0	0	0	0	62	0	0	0	0
Favor	2	0	0	0	0	182	0	0	0	0
Neither favor nor oppose	3	0	0	0	0	154	0	0	0	0
Oppose	4	0	0	0	0	65	0	0	0	0
Strongly oppose	5	0	0	0	0	29	0	0	0	0
Don't know	8	0	0	0	0	11	0	0	0	0
No answer	9	0	0	0	0	1	0	0	0	0
Not applicable	0	2000	2000	2000	2023	1519	2023	2044	2044	2044

- B. Provide special college scholarships for Hispanic children who maintain good grades. (Would you say that you strongly favor it, favor it, neither favor nor oppose it, oppose, or strongly oppose it?)

[VAR: HISPCOL]

RESPONSE	PUNCH	YEAR								
		2006-1	2006-2	2006-3	2008-1	2008-2	2008-3	2010-1	2010-2	2010-3
Strongly favor	1	0	0	0	0	63	0	0	0	0
Favor	2	0	0	0	0	188	0	0	0	0
Neither favor nor oppose	3	0	0	0	0	139	0	0	0	0
Oppose	4	0	0	0	0	75	0	0	0	0
Strongly oppose	5	0	0	0	0	30	0	0	0	0
Don't know	8	0	0	0	0	8	0	0	0	0
No answer	9	0	0	0	0	1	0	0	0	0
Not applicable	0	2000	2000	2000	2023	1519	2023	2044	2044	2044

REMARKS: Hand Card K2 contained punches 1-5. BLKSCHS & BLKCOL were asked on Ballot 1. HISPCHS & HISPCOL were asked on Ballot 2. POVSCHS & POVCOL were asked on Ballot 3.

770. Here are some things that the government in Washington might do to deal with the problems of poverty and unemployment. I would like you to tell me if you favor or oppose them.

HAND CARD K2

- A. Spending more money on the schools in poor neighborhoods especially for pre-school and early education programs. Would you say that you strongly favor it, favor it, neither favor nor oppose it, oppose, or strongly oppose it?

[VAR: POVSCHS]

RESPONSE	PUNCH	YEAR								
		2006-1	2006-2	2006-3	2008-1	2008-2	2008-3	2010-1	2010-2	2010-3
Strongly favor	1	0	0	0	0	217	0	0	0	0
Favor	2	0	0	0	0	208	0	0	0	0
Neither favor nor oppose	3	0	0	0	0	84	0	0	0	0
Oppose	4	0	0	0	0	24	0	0	0	0
Strongly oppose	5	0	0	0	0	10	0	0	0	0
Don't know	8	0	0	0	0	6	0	0	0	0
No answer	9	0	0	0	0	3	0	0	0	0
Not applicable	0	2000	2000	2000	2023	1471	2023	2044	2044	2044

- B. Provide special college scholarships for children from economically disadvantaged backgrounds who maintain good grades.
(Would you say that you strongly favor it, favor it, neither favor nor oppose it, oppose, or strongly oppose it?)

[VAR: POVCOL]

RESPONSE	PUNCH	YEAR								
		2006-1	2006-2	2006-3	2008-1	2008-2	2008-3	2010-1	2010-2	2010-3
Strongly favor	1	0	0	0	0	249	0	0	0	0
Favor	2	0	0	0	0	215	0	0	0	0
Neither favor nor oppose	3	0	0	0	0	58	0	0	0	0
Oppose	4	0	0	0	0	10	0	0	0	0
Strongly oppose	5	0	0	0	0	9	0	0	0	0
Don't know	8	0	0	0	0	7	0	0	0	0
No answer	9	0	0	0	0	4	0	0	0	0
Not applicable	0	2000	2000	2000	2023	1471	2023	2044	2044	2044

REMARKS: Hand Card K2 contained punches 1-5. BLKSCHS & BLKCOL were asked on Ballot 1. HISPCHS & HISPCOL were asked on Ballot 2. POVSCHS & POVCOL were asked on Ballot 3.

771. Please tell me if you agree or disagree with the following statements.

HAND CARD K3

- A. Maybe some racial minority groups do experience unfair treatment, but that's no business of mine.

[VAR: RACNOBIZ]

RESPONSE	PUNCH	YEAR								
		2006-1	2006-2	2006-3	2008-1	2008-2	2008-3	2010-1	2010-2	2010-3
Strongly agree	1	0	0	0	0	127	0	0	0	0
Somewhat agree	2	0	0	0	0	442	0	0	0	0
Somewhat disagree	3	0	0	0	0	643	0	0	0	0
Strongly disagree	4	0	0	0	0	317	0	0	0	0
Don't know	8	0	0	0	0	37	0	0	0	0
No answer	9	0	0	0	0	11	0	0	0	0
Not applicable	0	2000	2000	2000	2023	446	2023	2044	2044	2044

REMARKS: Hand Card K3 contained punches 1-4.

772. How concerned are you personally about race relations? Are you very concerned. Somewhat concerned, not very concerned, or not at all concerned?

HAND CARD K4

[VAR: RACCARE]

<u>RESPONSE</u>	<u>PUNCH</u>	<u>YEAR</u>								
		<u>2006-1</u>	<u>2006-2</u>	<u>2006-3</u>	<u>2008-1</u>	<u>2008-2</u>	<u>2008-3</u>	<u>2010-1</u>	<u>2010-2</u>	<u>2010-3</u>
Very concerned	1	0	0	0	0	240	0	0	0	0
Somewhat concerned	2	0	0	0	0	668	0	0	0	0
Not very concerned	3	0	0	0	0	457	0	0	0	0
Not concerned at all	4	0	0	0	0	195	0	0	0	0
Don't know	8	0	0	0	0	11	0	0	0	0
No answer	9	0	0	0	0	6	0	0	0	0
Not applicable	0	2000	2000	2000	2023	446	2023	2044	2044	2044

REMARKS: Hand Card K4 contained punches 1-4.

773. How much discrimination is there that hurts the chances of Hispanic Americans to get good paying jobs? Would you say there is a lot, some, only a little, or none at all?

[VAR: HSPJOBS]

<u>RESPONSE</u>	<u>PUNCH</u>	<u>YEAR</u>								
		<u>2006-1</u>	<u>2006-2</u>	<u>2006-3</u>	<u>2008-1</u>	<u>2008-2</u>	<u>2008-3</u>	<u>2010-1</u>	<u>2010-2</u>	<u>2010-3</u>
A lot	1	0	0	0	0	307	0	0	0	0
Some	2	0	0	0	0	769	0	0	0	0
Only a little	3	0	0	0	0	315	0	0	0	0
None at all	4	0	0	0	0	124	0	0	0	0
Don't know	8	0	0	0	0	56	0	0	0	0
No answer	9	0	0	0	0	6	0	0	0	0
Not applicable	0	2000	2000	2000	2023	446	2023	2044	2044	2044

A. How about for blacks?

[VAR: BLKJOBS]

<u>RESPONSE</u>	<u>PUNCH</u>	<u>YEAR</u>								
		<u>2006-1</u>	<u>2006-2</u>	<u>2006-3</u>	<u>2008-1</u>	<u>2008-2</u>	<u>2008-3</u>	<u>2010-1</u>	<u>2010-2</u>	<u>2010-3</u>
A lot	1	0	0	0	0	269	0	0	0	0
Some	2	0	0	0	0	792	0	0	0	0
Only a little	3	0	0	0	0	333	0	0	0	0
None at all	4	0	0	0	0	130	0	0	0	0
Don't know	8	0	0	0	0	47	0	0	0	0
No answer	9	0	0	0	0	6	0	0	0	0
Not applicable	0	2000	2000	2000	2023	446	2023	2044	2044	2044

774. How much discrimination is there that makes it hard for Hispanic Americans to buy or rent housing wherever they want?

[VAR: HSPHOUSE]

<u>RESPONSE</u>	<u>PUNCH</u>	<u>YEAR</u>								
		<u>2006-1</u>	<u>2006-2</u>	<u>2006-3</u>	<u>2008-1</u>	<u>2008-2</u>	<u>2008-3</u>	<u>2010-1</u>	<u>2010-2</u>	<u>2010-3</u>
A lot	1	0	0	0	0	222	0	0	0	0
Some	2	0	0	0	0	625	0	0	0	0
Only a little	3	0	0	0	0	382	0	0	0	0
None at all	4	0	0	0	0	230	0	0	0	0
Don't know	8	0	0	0	0	111	0	0	0	0
No answer	9	0	0	0	0	7	0	0	0	0
Not applicable	0	2000	2000	2000	2023	446	2023	2044	2044	2044

A. How about for blacks?

[VAR: BLKHOUSE]

<u>RESPONSE</u>	<u>PUNCH</u>	<u>YEAR</u>								
		<u>2006-1</u>	<u>2006-2</u>	<u>2006-3</u>	<u>2008-1</u>	<u>2008-2</u>	<u>2008-3</u>	<u>2010-1</u>	<u>2010-2</u>	<u>2010-3</u>
A lot	1	0	0	0	0	226	0	0	0	0
Some	2	0	0	0	0	662	0	0	0	0
Only a little	3	0	0	0	0	393	0	0	0	0
None at all	4	0	0	0	0	208	0	0	0	0
Don't know	8	0	0	0	0	82	0	0	0	0
No answer	9	0	0	0	0	6	0	0	0	0
Not applicable	0	2000	2000	2000	2023	446	2023	2044	2044	2044

775. Was [your high school/last school attended] all white, mostly white, about half white and half other races, mostly other races, or all other races?

[VAR: HSWHT]

<u>RESPONSE</u>	<u>PUNCH</u>	<u>YEAR</u>								
		<u>2006-1</u>	<u>2006-2</u>	<u>2006-3</u>	<u>2008-1</u>	<u>2008-2</u>	<u>2008-3</u>	<u>2010-1</u>	<u>2010-2</u>	<u>2010-3</u>
All white	1	0	0	0	0	337	0	0	0	0
Mostly white	2	0	0	0	0	629	0	0	0	0
About half white and half other races	3	0	0	0	0	337	0	0	0	0
Mostly other races	4	0	0	0	0	106	0	0	0	0
All other races	5	0	0	0	0	143	0	0	0	0
Don't know	8	0	0	0	0	17	0	0	0	0
No answer	9	0	0	0	0	12	0	0	0	0
Not applicable	0	2000	2000	2000	2023	442	2023	2044	2044	2044

A. Besides whites, what was the largest racial group in [your high school/last school attended] – blacks/African Americans, Hispanics, Asians, or American Indians?

[VAR: HSETH]

<u>RESPONSE</u>	<u>PUNCH</u>	<u>YEAR</u>								
		<u>2006-1</u>	<u>2006-2</u>	<u>2006-3</u>	<u>2008-1</u>	<u>2008-2</u>	<u>2008-3</u>	<u>2010-1</u>	<u>2010-2</u>	<u>2010-3</u>
Blacks/African-Americans	1	0	0	0	0	691	0	0	0	0
Hispanics	2	0	0	0	0	256	0	0	0	0
Asians	3	0	0	0	0	104	0	0	0	0
American Indians	4	0	0	0	0	38	0	0	0	0
All, mixed	5	0	0	0	0	75	0	0	0	0
2 or more groups	6	0	0	0	0	32	0	0	0	0
Don't know	8	0	0	0	0	36	0	0	0	0
No answer	9	0	0	0	0	12	0	0	0	0
Not applicable (Punch 1 in HSWHT)	0	2000	2000	2000	2023	779	2023	2044	2044	2044

**Topical Module: Immigration/Spouse
(IMMCRIME-SPRACE)**

776. There are different opinions about immigrants from other countries living in America. (By "immigrants" we mean people who come to settle in America.) How much do you agree or disagree with each of the following statements?

A. Immigrants increase crime rates.

[VAR: IMMCRIME]

<u>RESPONSE</u>	<u>PUNCH</u>	<u>YEAR</u>								
		<u>2006-1</u>	<u>2006-2</u>	<u>2006-3</u>	<u>2008-1</u>	<u>2008-2</u>	<u>2008-3</u>	<u>2010-1</u>	<u>2010-2</u>	<u>2010-3</u>
Agree strongly	1	0	0	0	0	109	0	0	0	0
Agree	2	0	0	0	0	345	0	0	0	0
Neither agree or disagree	3	0	0	0	0	436	0	0	0	0
Disagree	4	0	0	0	0	535	0	0	0	0
Disagree strongly	5	0	0	0	0	119	0	0	0	0
Can't choose	8	0	0	0	0	24	0	0	0	0
No answer	9	0	0	0	0	9	0	0	0	0
Not applicable	0	2000	2000	2000	2023	446	2023	2044	2044	2044

B. Immigrants are generally good for America's economy.

[VAR: IMMAMECO]

<u>RESPONSE</u>	<u>PUNCH</u>	<u>YEAR</u>								
		<u>2006-1</u>	<u>2006-2</u>	<u>2006-3</u>	<u>2008-1</u>	<u>2008-2</u>	<u>2008-3</u>	<u>2010-1</u>	<u>2010-2</u>	<u>2010-3</u>
Agree strongly	1	0	0	0	0	118	0	0	0	0
Agree	2	0	0	0	0	636	0	0	0	0
Neither agree or disagree	3	0	0	0	0	405	0	0	0	0
Disagree	4	0	0	0	0	331	0	0	0	0
Disagree strongly	5	0	0	0	0	53	0	0	0	0
Can't choose	8	0	0	0	0	27	0	0	0	0
No answer	9	0	0	0	0	7	0	0	0	0
Not applicable	0	2000	2000	2000	2023	446	2023	2044	2044	2044

C. Immigrants take jobs away from people who were born in America

[VAR: IMMJOBS]

<u>RESPONSE</u>	<u>PUNCH</u>	<u>YEAR</u>								
		<u>2006-1</u>	<u>2006-2</u>	<u>2006-3</u>	<u>2008-1</u>	<u>2008-2</u>	<u>2008-3</u>	<u>2010-1</u>	<u>2010-2</u>	<u>2010-3</u>
Agree strongly	1	0	0	0	0	164	0	0	0	0
Agree	2	0	0	0	0	501	0	0	0	0
Neither agree or disagree	3	0	0	0	0	338	0	0	0	0
Disagree	4	0	0	0	0	463	0	0	0	0
Disagree strongly	5	0	0	0	0	89	0	0	0	0
Can't choose	8	0	0	0	0	16	0	0	0	0
No answer	9	0	0	0	0	6	0	0	0	0
Not applicable	0	2000	2000	2000	2023	446	2023	2044	2044	2044

777. What about "Undocumented aliens," that is those who have immigrated to this country illegally?

A. Should illegal immigrants be entitled to work permits, or not?

[VAR: UNDOCWRK]

<u>RESPONSE</u>	<u>PUNCH</u>	<u>YEAR</u>								
		<u>2006-1</u>	<u>2006-2</u>	<u>2006-3</u>	<u>2008-1</u>	<u>2008-2</u>	<u>2008-3</u>	<u>2010-1</u>	<u>2010-2</u>	<u>2010-3</u>
Yes, entitled	1	0	0	0	0	488	0	0	0	0
No, not entitled	2	0	0	0	0	1039	0	0	0	0
Don't know	8	0	0	0	0	44	0	0	0	0
No answer	9	0	0	0	0	6	0	0	0	0
Not applicable	0	2000	2000	2000	2023	446	2023	2044	2044	2044

B. Should they be entitled to attend public universities at the same cost as other students, or not?

[VAR: UNDOCCOL]

<u>RESPONSE</u>	<u>PUNCH</u>	<u>YEAR</u>								
		<u>2006-1</u>	<u>2006-2</u>	<u>2006-3</u>	<u>2008-1</u>	<u>2008-2</u>	<u>2008-3</u>	<u>2010-1</u>	<u>2010-2</u>	<u>2010-3</u>
Yes, entitled	1	0	0	0	0	530	0	0	0	0
No, not entitled	2	0	0	0	0	1007	0	0	0	0
Don't know	8	0	0	0	0	34	0	0	0	0
No answer	9	0	0	0	0	6	0	0	0	0
Not applicable	0	2000	2000	2000	2023	446	2023	2044	2044	2044

C. Should they be entitled to have their children continue to qualify as American citizens if born in the United States, or not?

[VAR: UNDOCKID]

<u>RESPONSE</u>	<u>PUNCH</u>	<u>YEAR</u>								
		<u>2006-1</u>	<u>2006-2</u>	<u>2006-3</u>	<u>2008-1</u>	<u>2008-2</u>	<u>2008-3</u>	<u>2010-1</u>	<u>2010-2</u>	<u>2010-3</u>
Yes, qualify	1	0	0	0	0	919	0	0	0	0
No, not qualify	2	0	0	0	0	582	0	0	0	0
Don't know	8	0	0	0	0	66	0	0	0	0
No answer	9	0	0	0	0	10	0	0	0	0
Not applicable	0	2000	2000	2000	2023	446	2023	2044	2044	2044

778. Is your [Spouse or Partner] Spanish, Hispanic, or (Latino/Latina)?

[VAR: SPHISP1]

<u>RESPONSE</u>	<u>PUNCH</u>	<u>YEAR</u>								
		<u>2006-1</u>	<u>2006-2</u>	<u>2006-3</u>	<u>2008-1</u>	<u>2008-2</u>	<u>2008-3</u>	<u>2010-1</u>	<u>2010-2</u>	<u>2010-3</u>
Yes	1	0	0	0	0	87	0	0	0	0
No	2	0	0	0	0	725	0	0	0	0
Don't know	8	0	0	0	0	2	0	0	0	0
No answer	9	0	0	0	0	3	0	0	0	0
Not applicable (Punch 2, 3, 5 in Marital)	0	2000	2000	2000	2023	1206	2023	2044	2044	2044

A. Which group is [Spouse or Partner] from?

[VAR: SPHISP2]

<u>RESPONSE</u>	<u>PUNCH</u>	<u>YEAR</u>								
		<u>2006-1</u>	<u>2006-2</u>	<u>2006-3</u>	<u>2008-1</u>	<u>2008-2</u>	<u>2008-3</u>	<u>2010-1</u>	<u>2010-2</u>	<u>2010-3</u>
Mexican, Mexican American, (Chicano/Chicana)	1	0	0	0	0	55	0	0	0	0
Puerto Rican	2	0	0	0	0	6	0	0	0	0
Cuban	3	0	0	0	0	4	0	0	0	0
Other	4	0	0	0	0	21	0	0	0	0
Don't know	8	0	0	0	0	1	0	0	0	0
No answer	9	0	0	0	0	0	0	0	0	0
Not applicable (Punches 2-9 in SPHISP1)	0	2000	2000	2000	2023	1936	2023	2044	2044	2044

779. A. What is your [Spouse or Partner]'s race? Indicate one or more races that you consider [Spouse or Partner] to be.

FIRST MENTION:

[VAR: SPRACE1]

<u>RESPONSE</u>	<u>PUNCH</u>	<u>YEAR</u>								
		<u>2006-1</u>	<u>2006-2</u>	<u>2006-3</u>	<u>2008-1</u>	<u>2008-2</u>	<u>2008-3</u>	<u>2010-1</u>	<u>2010-2</u>	<u>2010-3</u>
White	1	0	0	0	0	671	0	0	0	0
Black or African American	2	0	0	0	0	79	0	0	0	0
American Indian or Alaska Native	3	0	0	0	0	8	0	0	0	0
Asian Indian	4	0	0	0	0	6	0	0	0	0
Chinese	5	0	0	0	0	6	0	0	0	0
Filipino	6	0	0	0	0	6	0	0	0	0
Japanese	7	0	0	0	0	4	0	0	0	0
Korean	8	0	0	0	0	3	0	0	0	0
Vietnamese	9	0	0	0	0	0	0	0	0	0
Other Asian	10	0	0	0	0	2	0	0	0	0
Native Hawaiian	11	0	0	0	0	1	0	0	0	0
Guamanian or Chamorro	12	0	0	0	0	0	0	0	0	0
Samoan	13	0	0	0	0	0	0	0	0	0
Other Pacific Islander	14	0	0	0	0	2	0	0	0	0
Some other race	15	0	0	0	0	3	0	0	0	0
Hispanic	16	0	0	0	0	19	0	0	0	0
Don't know	98	0	0	0	0	2	0	0	0	0
No answer	99	0	0	0	0	10	0	0	0	0
Not applicable (Punch 2, 3, 5 in Marital)	0	2000	2000	2000	2023	1201	2023	2044	2044	2044

B. What is your [Spouse or Partner]'s race? Indicate one or more races that you consider [Spouse or Partner] to be.

SECOND MENTION:

[VAR: SPRACE2]

<u>RESPONSE</u>	<u>PUNCH</u>	<u>YEAR</u>								
		<u>2006-1</u>	<u>2006-2</u>	<u>2006-3</u>	<u>2008-1</u>	<u>2008-2</u>	<u>2008-3</u>	<u>2010-1</u>	<u>2010-2</u>	<u>2010-3</u>
White	1	0	0	0	0	5	0	0	0	0
Black or African American	2	0	0	0	0	4	0	0	0	0
American Indian or Alaska Native	3	0	0	0	0	24	0	0	0	0
Asian Indian	4	0	0	0	0	0	0	0	0	0
Chinese	5	0	0	0	0	3	0	0	0	0
Filipino	6	0	0	0	0	1	0	0	0	0
Japanese	7	0	0	0	0	1	0	0	0	0
Korean	8	0	0	0	0	0	0	0	0	0
Vietnamese	9	0	0	0	0	0	0	0	0	0
Other Asian	10	0	0	0	0	2	0	0	0	0
Native Hawaiian	11	0	0	0	0	0	0	0	0	0
Guamanian or Chamorro	12	0	0	0	0	0	0	0	0	0
Samoan	13	0	0	0	0	0	0	0	0	0
Other Pacific Islander	14	0	0	0	0	1	0	0	0	0
Some other race	15	0	0	0	0	3	0	0	0	0
Hispanic	16	0	0	0	0	6	0	0	0	0
Don't know	98	0	0	0	0	0	0	0	0	0
No answer	99	0	0	0	0	772	0	0	0	0
Not applicable (Punch 2, 3, 5 in Marital)	0	2000	2000	2000	2023	1201	2023	2044	2044	2044

C. What is your [Spouse or Partner]'s race? Indicate one or more races that you consider [Spouse or Partner] to be.

THIRD MENTION:

[VAR: SPRACE3]

<u>RESPONSE</u>	<u>PUNCH</u>	<u>YEAR</u>								
		<u>2006-1</u>	<u>2006-2</u>	<u>2006-3</u>	<u>2008-1</u>	<u>2008-2</u>	<u>2008-3</u>	<u>2010-1</u>	<u>2010-2</u>	<u>2010-3</u>
White	1	0	0	0	0	1	0	0	0	0
Black or African American	2	0	0	0	0	4	0	0	0	0
American Indian or Alaska Native	3	0	0	0	0	0	0	0	0	0
Asian Indian	4	0	0	0	0	0	0	0	0	0
Chinese	5	0	0	0	0	1	0	0	0	0
Filipino	6	0	0	0	0	0	0	0	0	0
Japanese	7	0	0	0	0	1	0	0	0	0
Korean	8	0	0	0	0	0	0	0	0	0
Vietnamese	9	0	0	0	0	0	0	0	0	0
Other Asian	10	0	0	0	0	0	0	0	0	0
Native Hawaiian	11	0	0	0	0	1	0	0	0	0
Guamanian or Chamorro	12	0	0	0	0	0	0	0	0	0
Samoan	13	0	0	0	0	0	0	0	0	0
Other Pacific Islander	14	0	0	0	0	0	0	0	0	0
Some other race	15	0	0	0	0	0	0	0	0	0
Hispanic	16	0	0	0	0	2	0	0	0	0
Don't know	98	0	0	0	0	0	0	0	0	0
No answer	99	0	0	0	0	0	0	0	0	0
Not applicable (Punch 99 in SPRACE2)	0	2000	2000	2000	2023	2013	2023	2044	2044	2044

**Topical Module: Religion III
(GODVIEW-CATHID)**

780. Which of the following views comes closest to your own view of God?

[VAR: GODVIEW]

<u>RESPONSE</u>	<u>PUNCH</u>	<u>YEAR</u>								
		<u>2006-1</u>	<u>2006-2</u>	<u>2006-3</u>	<u>2008-1</u>	<u>2008-2</u>	<u>2008-3</u>	<u>2010-1</u>	<u>2010-2</u>	<u>2010-3</u>
God is a personal being involved in the lives of people today	1	0	0	0	0	1048	0	0	0	0
God created the world, but is NOT involved in the world now	2	0	0	0	0	84	0	0	0	0
God is not personal, but something like a cosmic life force	3	0	0	0	0	229	0	0	0	0
I have no view about God	4	0	0	0	0	117	0	0	0	0
I do not believe in God	5	0	0	0	0	59	0	0	0	0
Don't know	8	0	0	0	0	21	0	0	0	0
No answer	9	0	0	0	0	19	0	0	0	0
Not applicable	0	2000	2000	2000	2023	446	2023	2044	2044	2044

781. During the past year did you (or anyone in your immediate family) donate money, assets, property, or goods with a combined value of more than \$25 to religious or charitable organizations?

[VAR: DONATE]

<u>RESPONSE</u>	<u>PUNCH</u>	<u>YEAR</u>								
		<u>2006-1</u>	<u>2006-2</u>	<u>2006-3</u>	<u>2008-1</u>	<u>2008-2</u>	<u>2008-3</u>	<u>2010-1</u>	<u>2010-2</u>	<u>2010-3</u>
Yes	1	0	0	0	0	1199	0	0	0	0
No	2	0	0	0	0	361	0	0	0	0
Don't know	8	0	0	0	0	12	0	0	0	0
No answer	9	0	0	0	0	9	0	0	0	0
Not applicable	0	2000	2000	2000	2023	442	2023	2044	2044	2044

782. Altogether, what was the total dollar value of all donations you and your immediate family made in the past year towards religious and charitable purposes?

[VAR: VALGIVEN]

<u>RESPONSE</u>	<u>PUNCH</u>	<u>YEAR</u>								
		<u>2006-1</u>	<u>2006-2</u>	<u>2006-3</u>	<u>2008-1</u>	<u>2008-2</u>	<u>2008-3</u>	<u>2010-1</u>	<u>2010-2</u>	<u>2010-3</u>
1-99	36161	0	0	0	0	249	0	0	0	0
100-199	100-199	0	0	0	0	145	0	0	0	0
200-299	200-299	0	0	0	0	137	0	0	0	0
300-399	300-399	0	0	0	0	49	0	0	0	0
400-499	400-499	0	0	0	0	33	0	0	0	0
500-599	500-599	0	0	0	0	112	0	0	0	0
600-699	600-699	0	0	0	0	16	0	0	0	0
700-799	700-799	0	0	0	0	15	0	0	0	0
800-899	800-899	0	0	0	0	7	0	0	0	0
900-999	900-999	0	0	0	0	8	0	0	0	0
1000-1999	1000-1999	0	0	0	0	136	0	0	0	0
2000-2999	2000-2999	0	0	0	0	90	0	0	0	0
3000-3999	3000-3999	0	0	0	0	50	0	0	0	0
4000-4999	4000-4999	0	0	0	0	35	0	0	0	0
5000-5999	5000-5999	0	0	0	0	41	0	0	0	0
6000-6999	6000-6999	0	0	0	0	13	0	0	0	0
7000-7999	7000-7999	0	0	0	0	11	0	0	0	0
8000-8999	8000-8999	0	0	0	0	2	0	0	0	0
9000-9999	9000-9999	0	0	0	0	2	0	0	0	0
10000+	10000+	0	0	0	0	47	0	0	0	0
No answer	999999	0	0	0	0	10	0	0	0	0
Not applicable (Punches 2 & 8 in DONATE)	-1	2000	2000	2000	2023	815	2023	2044	2044	2044

783. In the past month, did you do any volunteer activity through organizations, that is donate your time and energy not for pay?

[VAR: VOLMONTH]

<u>RESPONSE</u>	<u>PUNCH</u>	<u>YEAR</u>								
		<u>2006-1</u>	<u>2006-2</u>	<u>2006-3</u>	<u>2008-1</u>	<u>2008-2</u>	<u>2008-3</u>	<u>2010-1</u>	<u>2010-2</u>	<u>2010-3</u>
Yes	1	0	0	0	0	504	0	0	0	0
No	2	0	0	0	0	1065	0	0	0	0
Don't know	8	0	0	0	0	4	0	0	0	0
No answer	9	0	0	0	0	4	0	0	0	0
Not applicable	0	2000	2000	2000	2023	446	2023	2044	2044	2044

784. In the last year, how much, if at all, did you help homeless people, needy neighbors, family friends, or other people in need directly, not through an organization? Did you do this a lot, some, a little, or none?

[VAR: DIRHELP]

<u>RESPONSE</u>	<u>PUNCH</u>	<u>YEAR</u>								
		<u>2006-1</u>	<u>2006-2</u>	<u>2006-3</u>	<u>2008-1</u>	<u>2008-2</u>	<u>2008-3</u>	<u>2010-1</u>	<u>2010-2</u>	<u>2010-3</u>
A lot	1	0	0	0	0	252	0	0	0	0
Some	2	0	0	0	0	540	0	0	0	0
A little	3	0	0	0	0	385	0	0	0	0
None	4	0	0	0	0	392	0	0	0	0
Don't know	8	0	0	0	0	3	0	0	0	0
No answer	9	0	0	0	0	5	0	0	0	0
Not applicable	0	2000	2000	2000	2023	446	2023	2044	2044	2044

ASK ONLY OF PROTESTANTS:

785. When it comes to your religious identity, would you say you are a Pentecostal, fundamentalist, evangelical, mainline, or liberal Protestant, or do none of these describe you?

HAND CARD
IX

[VAR: RELID1]

<u>RESPONSE</u>	<u>PUNCH</u>	<u>YEAR</u>								
		<u>2006-1</u>	<u>2006-2</u>	<u>2006-3</u>	<u>2008-1</u>	<u>2008-2</u>	<u>2008-3</u>	<u>2010-1</u>	<u>2010-2</u>	<u>2010-3</u>
Pentecostal	1	0	0	0	0	100	0	0	0	0
Fundamentalist	2	0	0	0	0	20	0	0	0	0
Evangelical	3	0	0	0	0	91	0	0	0	0
Mainline	4	0	0	0	0	72	0	0	0	0
Liberal	5	0	0	0	0	95	0	0	0	0
None	6	0	0	0	0	423	0	0	0	0
Other (SPECIFY)	7	0	0	0	0	58	0	0	0	0
Don't know	8	0	0	0	0	20	0	0	0	0
No answer	9	0	0	0	0	702	0	0	0	0
Not applicable	0	2000	2000	2000	2023	442	2023	2044	2044	2044

REMARKS: Hand Card IX contained punches 1-7

ASK ONLY OF CATHOLICS:

786. When it comes to your religious identity, would you say you are a traditional, moderate, or liberal Catholic, or do none of these describe you?

HAND CARD
IY

[VAR: CATHID]

<u>RESPONSE</u>	<u>PUNCH</u>	<u>YEAR</u>								
		<u>2006-1</u>	<u>2006-2</u>	<u>2006-3</u>	<u>2008-1</u>	<u>2008-2</u>	<u>2008-3</u>	<u>2010-1</u>	<u>2010-2</u>	<u>2010-3</u>
Traditional	1	0	0	0	0	87	0	0	0	0
Moderate	2	0	0	0	0	124	0	0	0	0
Liberal	3	0	0	0	0	73	0	0	0	0
None	4	0	0	0	0	62	0	0	0	0
Other (SPECIFY)	6	0	0	0	0	1	0	0	0	0
Don't know	8	0	0	0	0	1	0	0	0	0
No answer	9	0	0	0	0	10	0	0	0	0
Not applicable (Punch not 2 in RELIG)	0	2000	2000	2000	2023	1665	2023	2044	2044	2044

REMARKS: Hand Card IY contained responses 1-6.

**Topical Module: Global Warming
(CLMNTKNOW-CLMTCHNG)**

787. Next I would like to ask you some questions about the issue of global warming or climate change. How much do you feel you understand about this issue—would you say a great deal, a moderate amount, only a little, or nothing at all?

[VAR: CLMTKNOW]

<u>RESPONSE</u>	<u>PUNCH</u>	<u>YEAR</u>								
		<u>2006-1</u>	<u>2006-2</u>	<u>2006-3</u>	<u>2008-1</u>	<u>2008-2</u>	<u>2008-3</u>	<u>2010-1</u>	<u>2010-2</u>	<u>2010-3</u>
A great deal	1	0	0	0	0	0	114	0	0	0
A moderate amount	2	0	0	0	0	0	501	0	0	0
Only a little	3	0	0	0	0	0	522	0	0	0
Nothing at all	4	0	0	0	0	0	154	0	0	0
Don't know	8	0	0	0	0	0	1	0	0	0
No answer	9	0	0	0	0	0	3	0	0	0
Not applicable	0	2000	2000	2000	2023	2023	728	2044	2044	2044

788. Which of the three statements do you personally believe?

[VAR: CLMTCHNG]

<u>RESPONSE</u>	<u>PUNCH</u>	<u>YEAR</u>								
		<u>2006-1</u>	<u>2006-2</u>	<u>2006-3</u>	<u>2008-1</u>	<u>2008-2</u>	<u>2008-3</u>	<u>2010-1</u>	<u>2010-2</u>	<u>2010-3</u>
Climate change is happening now, caused mainly by human activities	1	0	0	0	0	0	681	0	0	0
Climate change is happening now, but is caused mainly by natural forces	2	0	0	0	0	0	510	0	0	0
Climate change is not happening now	3	0	0	0	0	0	54	0	0	0
Don't know	8	0	0	0	0	0	45	0	0	0
No answer	9	0	0	0	0	0	5	0	0	0
Not applicable	0	2000	2000	2000	2023	2023	728	2044	2044	2044

**Topical Module: Identity
(VALORIG-VALFUN)**

789. Now I will briefly describe some people. Please listen to each description and tell me how much each person is or is not like you. Use this card for your answer.

HAND CARD N1

A. Thinking up new ideas and being creative is important to [him/her]. [He/She] likes to do things in [his/her] own original way.

[VAR: VALORIG]

<u>RESPONSE</u>	<u>PUNCH</u>	<u>YEAR</u>								
		<u>2006-1</u>	<u>2006-2</u>	<u>2006-3</u>	<u>2008-1</u>	<u>2008-2</u>	<u>2008-3</u>	<u>2010-1</u>	<u>2010-2</u>	<u>2010-3</u>
Very much like me	1	0	0	0	0	0	372	0	0	0
Like me	2	0	0	0	0	0	334	0	0	0
Somewhat like me	3	0	0	0	0	0	360	0	0	0
A little like me	4	0	0	0	0	0	133	0	0	0
Not like me	5	0	0	0	0	0	61	0	0	0
Not like me at all	6	0	0	0	0	0	25	0	0	0
Don't know	8	0	0	0	0	0	6	0	0	0
No answer	9	0	0	0	0	0	4	0	0	0
Not applicable	0	2000	2000	2000	2023	2023	728	2044	2044	2044

B. It is important to [him/her] to be rich. [He/She] wants to have a lot of money and expensive things.

[VAR: VALRICH]

<u>RESPONSE</u>	<u>PUNCH</u>	<u>YEAR</u>								
		<u>2006-1</u>	<u>2006-2</u>	<u>2006-3</u>	<u>2008-1</u>	<u>2008-2</u>	<u>2008-3</u>	<u>2010-1</u>	<u>2010-2</u>	<u>2010-3</u>
Very much like me	1	0	0	0	0	0	64	0	0	0
Like me	2	0	0	0	0	0	79	0	0	0
Somewhat like me	3	0	0	0	0	0	170	0	0	0
A little like me	4	0	0	0	0	0	244	0	0	0
Not like me	5	0	0	0	0	0	518	0	0	0
Not like me at all	6	0	0	0	0	0	212	0	0	0
Don't know	8	0	0	0	0	0	4	0	0	0
No answer	9	0	0	0	0	0	4	0	0	0
Not applicable	0	2000	2000	2000	2023	2023	728	2044	2044	2044

- C. [He/She] thinks it is important that every person in the world should be treated equally. [He/She] believes everyone should have equal opportunities in life.

[VAR: VALEQL]

<u>RESPONSE</u>	<u>PUNCH</u>	<u>YEAR</u>								
		<u>2006-1</u>	<u>2006-2</u>	<u>2006-3</u>	<u>2008-1</u>	<u>2008-2</u>	<u>2008-3</u>	<u>2010-1</u>	<u>2010-2</u>	<u>2010-3</u>
Very much like me	1	0	0	0	0	0	637	0	0	0
Like me	2	0	0	0	0	0	397	0	0	0
Somewhat like me	3	0	0	0	0	0	160	0	0	0
A little like me	4	0	0	0	0	0	55	0	0	0
Not like me	5	0	0	0	0	0	24	0	0	0
Not like me at all	6	0	0	0	0	0	14	0	0	0
Don't know	8	0	0	0	0	0	4	0	0	0
No answer	9	0	0	0	0	0	4	0	0	0
Not applicable	0	2000	2000	2000	2023	2023	728	2044	2044	2044

- D. It's important to [him/her] to show [his/her] abilities. [He/She] wants people to admire what [he/she] does.

[VAR: VALABLE]

<u>RESPONSE</u>	<u>PUNCH</u>	<u>YEAR</u>								
		<u>2006-1</u>	<u>2006-2</u>	<u>2006-3</u>	<u>2008-1</u>	<u>2008-2</u>	<u>2008-3</u>	<u>2010-1</u>	<u>2010-2</u>	<u>2010-3</u>
Very much like me	1	0	0	0	0	0	202	0	0	0
Like me	2	0	0	0	0	0	278	0	0	0
Somewhat like me	3	0	0	0	0	0	317	0	0	0
A little like me	4	0	0	0	0	0	218	0	0	0
Not like me	5	0	0	0	0	0	215	0	0	0
Not like me at all	6	0	0	0	0	0	54	0	0	0
Don't know	8	0	0	0	0	0	7	0	0	0
No answer	9	0	0	0	0	0	4	0	0	0
Not applicable	0	2000	2000	2000	2023	2023	728	2044	2044	2044

E. It is important to [him/her] to live in secure surroundings. [He/She] avoids anything that might endanger [his/her] safety.

[VAR: VALSAFE]

<u>RESPONSE</u>	<u>PUNCH</u>	<u>YEAR</u>								
		<u>2006-1</u>	<u>2006-2</u>	<u>2006-3</u>	<u>2008-1</u>	<u>2008-2</u>	<u>2008-3</u>	<u>2010-1</u>	<u>2010-2</u>	<u>2010-3</u>
Very much like me	1	0	0	0	0	0	352	0	0	0
Like me	2	0	0	0	0	0	357	0	0	0
Somewhat like me	3	0	0	0	0	0	252	0	0	0
A little like me	4	0	0	0	0	0	154	0	0	0
Not like me	5	0	0	0	0	0	137	0	0	0
Not like me at all	6	0	0	0	0	0	34	0	0	0
Don't know	8	0	0	0	0	0	5	0	0	0
No answer	9	0	0	0	0	0	4	0	0	0
Not applicable	0	2000	2000	2000	2023	2023	728	2044	2044	2044

F. [He/She] likes surprises and is always looking for new things to do. [He/She] thinks it is important to do lots of different things in life.

[VAR: VALDIFF]

<u>RESPONSE</u>	<u>PUNCH</u>	<u>YEAR</u>								
		<u>2006-1</u>	<u>2006-2</u>	<u>2006-3</u>	<u>2008-1</u>	<u>2008-2</u>	<u>2008-3</u>	<u>2010-1</u>	<u>2010-2</u>	<u>2010-3</u>
Very much like me	1	0	0	0	0	0	253	0	0	0
Like me	2	0	0	0	0	0	305	0	0	0
Somewhat like me	3	0	0	0	0	0	335	0	0	0
A little like me	4	0	0	0	0	0	202	0	0	0
Not like me	5	0	0	0	0	0	148	0	0	0
Not like me at all	6	0	0	0	0	0	43	0	0	0
Don't know	8	0	0	0	0	0	5	0	0	0
No answer	9	0	0	0	0	0	4	0	0	0
Not applicable	0	2000	2000	2000	2023	2023	728	2044	2044	2044

- G. [He/She] believes that people should do what they're told. [He/She] thinks people should follow rules at all times, even when no-one is watching.

[VAR: VALRULE]

<u>RESPONSE</u>	<u>PUNCH</u>	<u>YEAR</u>								
		<u>2006-1</u>	<u>2006-2</u>	<u>2006-3</u>	<u>2008-1</u>	<u>2008-2</u>	<u>2008-3</u>	<u>2010-1</u>	<u>2010-2</u>	<u>2010-3</u>
Very much like me	1	0	0	0	0	0	215	0	0	0
Like me	2	0	0	0	0	0	310	0	0	0
Somewhat like me	3	0	0	0	0	0	275	0	0	0
A little like me	4	0	0	0	0	0	192	0	0	0
Not like me	5	0	0	0	0	0	213	0	0	0
Not like me at all	6	0	0	0	0	0	77	0	0	0
Don't know	8	0	0	0	0	0	7	0	0	0
No answer	9	0	0	0	0	0	6	0	0	0
Not applicable	0	2000	2000	2000	2023	2023	728	2044	2044	2044

- H. It is important to [him/her] to listen to people who are different from [him/her]. Even when [he/she] disagrees with them, [he/she] still wants to understand them.

[VAR: VALLIST]

<u>RESPONSE</u>	<u>PUNCH</u>	<u>YEAR</u>								
		<u>2006-1</u>	<u>2006-2</u>	<u>2006-3</u>	<u>2008-1</u>	<u>2008-2</u>	<u>2008-3</u>	<u>2010-1</u>	<u>2010-2</u>	<u>2010-3</u>
Very much like me	1	0	0	0	0	0	379	0	0	0
Like me	2	0	0	0	0	0	518	0	0	0
Somewhat like me	3	0	0	0	0	0	237	0	0	0
A little like me	4	0	0	0	0	0	105	0	0	0
Not like me	5	0	0	0	0	0	34	0	0	0
Not like me at all	6	0	0	0	0	0	12	0	0	0
Don't know	8	0	0	0	0	0	6	0	0	0
No answer	9	0	0	0	0	0	4	0	0	0
Not applicable	0	2000	2000	2000	2023	2023	728	2044	2044	2044

I. It is important to [him/her] to be humble and modest. [He/She] tries not to draw attention to [him/her]self.

[VAR: VALMOD]

<u>RESPONSE</u>	<u>PUNCH</u>	<u>YEAR</u>								
		<u>2006-1</u>	<u>2006-2</u>	<u>2006-3</u>	<u>2008-1</u>	<u>2008-2</u>	<u>2008-3</u>	<u>2010-1</u>	<u>2010-2</u>	<u>2010-3</u>
Very much like me	1	0	0	0	0	0	329	0	0	0
Like me	2	0	0	0	0	0	463	0	0	0
Somewhat like me	3	0	0	0	0	0	277	0	0	0
A little like me	4	0	0	0	0	0	126	0	0	0
Not like me	5	0	0	0	0	0	70	0	0	0
Not like me at all	6	0	0	0	0	0	20	0	0	0
Don't know	8	0	0	0	0	0	6	0	0	0
No answer	9	0	0	0	0	0	4	0	0	0
Not applicable	0	2000	2000	2000	2023	2023	728	2044	2044	2044

J. Having a good time is important to [him/her]. [He/She] likes to "spoil" [him/her]self.

[VAR: VALSPL]

<u>RESPONSE</u>	<u>PUNCH</u>	<u>YEAR</u>								
		<u>2006-1</u>	<u>2006-2</u>	<u>2006-3</u>	<u>2008-1</u>	<u>2008-2</u>	<u>2008-3</u>	<u>2010-1</u>	<u>2010-2</u>	<u>2010-3</u>
Very much like me	1	0	0	0	0	0	120	0	0	0
Like me	2	0	0	0	0	0	195	0	0	0
Somewhat like me	3	0	0	0	0	0	278	0	0	0
A little like me	4	0	0	0	0	0	263	0	0	0
Not like me	5	0	0	0	0	0	348	0	0	0
Not like me at all	6	0	0	0	0	0	83	0	0	0
Don't know	8	0	0	0	0	0	4	0	0	0
No answer	9	0	0	0	0	0	4	0	0	0
Not applicable	0	2000	2000	2000	2023	2023	728	2044	2044	2044

K. It is important to [him/her] to make [his/her] own decisions about what [he/she] does. [He/She] likes to be free and not depend on others.

[VAR: VALFREE]

<u>RESPONSE</u>	<u>PUNCH</u>	<u>YEAR</u>								
		<u>2006-1</u>	<u>2006-2</u>	<u>2006-3</u>	<u>2008-1</u>	<u>2008-2</u>	<u>2008-3</u>	<u>2010-1</u>	<u>2010-2</u>	<u>2010-3</u>
Very much like me	1	0	0	0	0	0	514	0	0	0
Like me	2	0	0	0	0	0	421	0	0	0
Somewhat like me	3	0	0	0	0	0	198	0	0	0
A little like me	4	0	0	0	0	0	97	0	0	0
Not like me	5	0	0	0	0	0	47	0	0	0
Not like me at all	6	0	0	0	0	0	10	0	0	0
Don't know	8	0	0	0	0	0	3	0	0	0
No answer	9	0	0	0	0	0	5	0	0	0
Not applicable	0	2000	2000	2000	2023	2023	728	2044	2044	2044

L. It's very important to [him/her] to help the people around [him/her]. [He/She] wants to care for their well-being.

[VAR: VALCARE]

<u>RESPONSE</u>	<u>PUNCH</u>	<u>YEAR</u>								
		<u>2006-1</u>	<u>2006-2</u>	<u>2006-3</u>	<u>2008-1</u>	<u>2008-2</u>	<u>2008-3</u>	<u>2010-1</u>	<u>2010-2</u>	<u>2010-3</u>
Very much like me	1	0	0	0	0	0	499	0	0	0
Like me	2	0	0	0	0	0	474	0	0	0
Somewhat like me	3	0	0	0	0	0	228	0	0	0
A little like me	4	0	0	0	0	0	70	0	0	0
Not like me	5	0	0	0	0	0	10	0	0	0
Not like me at all	6	0	0	0	0	0	7	0	0	0
Don't know	8	0	0	0	0	0	2	0	0	0
No answer	9	0	0	0	0	0	5	0	0	0
Not applicable	0	2000	2000	2000	2023	2023	728	2044	2044	2044

M. Being very successful is important to [him/her]. [He/She] hopes people will recognize [his/her] achievements.

[VAR: VALACHV]

<u>RESPONSE</u>	<u>PUNCH</u>	<u>YEAR</u>								
		<u>2006-1</u>	<u>2006-2</u>	<u>2006-3</u>	<u>2008-1</u>	<u>2008-2</u>	<u>2008-3</u>	<u>2010-1</u>	<u>2010-2</u>	<u>2010-3</u>
Very much like me	1	0	0	0	0	0	185	0	0	0
Like me	2	0	0	0	0	0	258	0	0	0
Somewhat like me	3	0	0	0	0	0	293	0	0	0
A little like me	4	0	0	0	0	0	228	0	0	0
Not like me	5	0	0	0	0	0	261	0	0	0
Not like me at all	6	0	0	0	0	0	59	0	0	0
Don't know	8	0	0	0	0	0	6	0	0	0
No answer	9	0	0	0	0	0	5	0	0	0
Not applicable	0	2000	2000	2000	2023	2023	728	2044	2044	2044

N. It is important to [him/her] that the government ensures [his/her] safety against all threats. [He/She] wants the state to be strong so it can defend its citizens.

[VAR: VALDFND]

<u>RESPONSE</u>	<u>PUNCH</u>	<u>YEAR</u>								
		<u>2006-1</u>	<u>2006-2</u>	<u>2006-3</u>	<u>2008-1</u>	<u>2008-2</u>	<u>2008-3</u>	<u>2010-1</u>	<u>2010-2</u>	<u>2010-3</u>
Very much like me	1	0	0	0	0	0	333	0	0	0
Like me	2	0	0	0	0	0	433	0	0	0
Somewhat like me	3	0	0	0	0	0	230	0	0	0
A little like me	4	0	0	0	0	0	141	0	0	0
Not like me	5	0	0	0	0	0	109	0	0	0
Not like me at all	6	0	0	0	0	0	32	0	0	0
Don't know	8	0	0	0	0	0	11	0	0	0
No answer	9	0	0	0	0	0	6	0	0	0
Not applicable	0	2000	2000	2000	2023	2023	728	2044	2044	2044

O. [He/She] looks for adventures and likes to take risks. [He/She] wants to have an exciting life.

[VAR: VALRISK]

<u>RESPONSE</u>	<u>PUNCH</u>	<u>YEAR</u>								
		<u>2006-1</u>	<u>2006-2</u>	<u>2006-3</u>	<u>2008-1</u>	<u>2008-2</u>	<u>2008-3</u>	<u>2010-1</u>	<u>2010-2</u>	<u>2010-3</u>
Very much like me	1	0	0	0	0	0	132	0	0	0
Like me	2	0	0	0	0	0	210	0	0	0
Somewhat like me	3	0	0	0	0	0	310	0	0	0
A little like me	4	0	0	0	0	0	215	0	0	0
Not like me	5	0	0	0	0	0	314	0	0	0
Not like me at all	6	0	0	0	0	0	103	0	0	0
Don't know	8	0	0	0	0	0	7	0	0	0
No answer	9	0	0	0	0	0	4	0	0	0
Not applicable	0	2000	2000	2000	2023	2023	728	2044	2044	2044

P. It is important to [him/her] always to behave properly. [He/She] wants to avoid doing anything people would say is wrong.

[VAR: VALPRPR]

<u>RESPONSE</u>	<u>PUNCH</u>	<u>YEAR</u>								
		<u>2006-1</u>	<u>2006-2</u>	<u>2006-3</u>	<u>2008-1</u>	<u>2008-2</u>	<u>2008-3</u>	<u>2010-1</u>	<u>2010-2</u>	<u>2010-3</u>
Very much like me	1	0	0	0	0	0	241	0	0	0
Like me	2	0	0	0	0	0	341	0	0	0
Somewhat like me	3	0	0	0	0	0	289	0	0	0
A little like me	4	0	0	0	0	0	192	0	0	0
Not like me	5	0	0	0	0	0	177	0	0	0
Not like me at all	6	0	0	0	0	0	45	0	0	0
Don't know	8	0	0	0	0	0	5	0	0	0
No answer	9	0	0	0	0	0	5	0	0	0
Not applicable	0	2000	2000	2000	2023	2023	728	2044	2044	2044

Q. It is important to [him/her] to get respect from others. [He/She] wants people to do what [he/she] says.

[VAR: VALRSPT]

<u>RESPONSE</u>	<u>PUNCH</u>	<u>YEAR</u>								
		<u>2006-1</u>	<u>2006-2</u>	<u>2006-3</u>	<u>2008-1</u>	<u>2008-2</u>	<u>2008-3</u>	<u>2010-1</u>	<u>2010-2</u>	<u>2010-3</u>
Very much like me	1	0	0	0	0	0	92	0	0	0
Like me	2	0	0	0	0	0	220	0	0	0
Somewhat like me	3	0	0	0	0	0	358	0	0	0
A little like me	4	0	0	0	0	0	226	0	0	0
Not like me	5	0	0	0	0	0	317	0	0	0
Not like me at all	6	0	0	0	0	0	64	0	0	0
Don't know	8	0	0	0	0	0	10	0	0	0
No answer	9	0	0	0	0	0	8	0	0	0
Not applicable	0	2000	2000	2000	2023	2023	728	2044	2044	2044

R. It is important to [him/her] to be loyal to [his/her] friends. [He/She] wants to devote [him/her]self to people close to [him/her].

[VAR: VALDVOT]

<u>RESPONSE</u>	<u>PUNCH</u>	<u>YEAR</u>								
		<u>2006-1</u>	<u>2006-2</u>	<u>2006-3</u>	<u>2008-1</u>	<u>2008-2</u>	<u>2008-3</u>	<u>2010-1</u>	<u>2010-2</u>	<u>2010-3</u>
Very much like me	1	0	0	0	0	0	525	0	0	0
Like me	2	0	0	0	0	0	469	0	0	0
Somewhat like me	3	0	0	0	0	0	201	0	0	0
A little like me	4	0	0	0	0	0	66	0	0	0
Not like me	5	0	0	0	0	0	19	0	0	0
Not like me at all	6	0	0	0	0	0	7	0	0	0
Don't know	8	0	0	0	0	0	4	0	0	0
No answer	9	0	0	0	0	0	4	0	0	0
Not applicable	0	2000	2000	2000	2023	2023	728	2044	2044	2044

S. [He/She] strongly believes that people should care for nature. Looking after the environment is important to [him/her].

[VAR: VALECO]

<u>RESPONSE</u>	<u>PUNCH</u>	<u>YEAR</u>								
		<u>2006-1</u>	<u>2006-2</u>	<u>2006-3</u>	<u>2008-1</u>	<u>2008-2</u>	<u>2008-3</u>	<u>2010-1</u>	<u>2010-2</u>	<u>2010-3</u>
Very much like me	1	0	0	0	0	0	356	0	0	0
Like me	2	0	0	0	0	0	440	0	0	0
Somewhat like me	3	0	0	0	0	0	276	0	0	0
A little like me	4	0	0	0	0	0	151	0	0	0
Not like me	5	0	0	0	0	0	50	0	0	0
Not like me at all	6	0	0	0	0	0	12	0	0	0
Don't know	8	0	0	0	0	0	4	0	0	0
No answer	9	0	0	0	0	0	6	0	0	0
Not applicable	0	2000	2000	2000	2023	2023	728	2044	2044	2044

T. Tradition is important to [him/her]. [He/She] tries to follow the customs handed down by [his/her] religion or [his/her] family.

[VAR: VALTRDN]

<u>RESPONSE</u>	<u>PUNCH</u>	<u>YEAR</u>								
		<u>2006-1</u>	<u>2006-2</u>	<u>2006-3</u>	<u>2008-1</u>	<u>2008-2</u>	<u>2008-3</u>	<u>2010-1</u>	<u>2010-2</u>	<u>2010-3</u>
Very much like me	1	0	0	0	0	0	274	0	0	0
Like me	2	0	0	0	0	0	350	0	0	0
Somewhat like me	3	0	0	0	0	0	288	0	0	0
A little like me	4	0	0	0	0	0	180	0	0	0
Not like me	5	0	0	0	0	0	142	0	0	0
Not like me at all	6	0	0	0	0	0	53	0	0	0
Don't know	8	0	0	0	0	0	4	0	0	0
No answer	9	0	0	0	0	0	4	0	0	0
Not applicable	0	2000	2000	2000	2023	2023	728	2044	2044	2044

U. [He/She] seeks every chance [he/she] can to have fun. It is important to [him/her] to do things that give [him/her] pleasure.

[VAR: VALFUN]

<u>RESPONSE</u>	<u>PUNCH</u>	<u>YEAR</u>								
		<u>2006-1</u>	<u>2006-2</u>	<u>2006-3</u>	<u>2008-1</u>	<u>2008-2</u>	<u>2008-3</u>	<u>2010-1</u>	<u>2010-2</u>	<u>2010-3</u>
Very much like me	1	0	0	0	0	0	202	0	0	0
Like me	2	0	0	0	0	0	319	0	0	0
Somewhat like me	3	0	0	0	0	0	316	0	0	0
A little like me	4	0	0	0	0	0	271	0	0	0
Not like me	5	0	0	0	0	0	151	0	0	0
Not like me at all	6	0	0	0	0	0	28	0	0	0
Don't know	8	0	0	0	0	0	3	0	0	0
No answer	9	0	0	0	0	0	5	0	0	0
Not applicable	0	2000	2000	2000	2023	2023	728	2044	2044	2044

**Topical Module: Referrals
(REFBNS-REFHAGE)**

790. Some employers offer something called a “referral bonus.” It is a reward given to the employee who helps fill a job opening by finding and referring the person who gets the job. Does your current or most recent employer offer a “referral bonus”?

[VAR: REFBNS]

<u>RESPONSE</u>	<u>PUNCH</u>	<u>YEAR</u>								
		<u>2006-1</u>	<u>2006-2</u>	<u>2006-3</u>	<u>2008-1</u>	<u>2008-2</u>	<u>2008-3</u>	<u>2010-1</u>	<u>2010-2</u>	<u>2010-3</u>
Yes	1	0	0	0	0	0	211	0	0	0
No	2	0	0	0	0	0	958	0	0	0
Don't know	8	0	0	0	0	0	33	0	0	0
No answer	9	0	0	0	0	0	7	0	0	0
Not applicable	0	2000	2000	2000	2023	2023	814	2044	2044	2044

791. During the past 12 months, did you personally tell any family members, friends, or acquaintances about a job opportunity in case they might want to apply for that job?

[VAR: REFER12]

<u>RESPONSE</u>	<u>PUNCH</u>	<u>YEAR</u>								
		<u>2006-1</u>	<u>2006-2</u>	<u>2006-3</u>	<u>2008-1</u>	<u>2008-2</u>	<u>2008-3</u>	<u>2010-1</u>	<u>2010-2</u>	<u>2010-3</u>
Yes	1	0	0	0	0	0	625	0	0	0
No	2	0	0	0	0	0	579	0	0	0
Don't know	8	0	0	0	0	0	3	0	0	0
No answer	9	0	0	0	0	0	2	0	0	0
Not applicable	0	2000	2000	2000	2023	2023	814	2044	2044	2044

792. During the past 12 months, how many family members, friends, or acquaintances did you personally tell about job opportunities they might want to apply for?

[VAR: REFCNT12]

<u>RESPONSE</u>	<u>PUNCH</u>	<u>YEAR</u>								
		<u>2006-1</u>	<u>2006-2</u>	<u>2006-3</u>	<u>2008-1</u>	<u>2008-2</u>	<u>2008-3</u>	<u>2010-1</u>	<u>2010-2</u>	<u>2010-3</u>
1	1	0	0	0	0	0	127	0	0	0
2	2	0	0	0	0	0	150	0	0	0
3	3	0	0	0	0	0	126	0	0	0
4	4	0	0	0	0	0	69	0	0	0
5-9	5-9	0	0	0	0	0	102	0	0	0
10 or more	10+	0	0	0	0	0	49	0	0	0
Don't know	98	0	0	0	0	0	0	0	0	0
No answer	99	0	0	0	0	0	4	0	0	0
Not applicable (Punches 2 & 8 in REFER12)	0	2000	2000	2000	2023	2023	1396	2044	2044	2044

793. Recalling the most recent time you told someone about a job opportunity they might want to apply for, which occupation best describes that job opportunity? What was the job called? What is actually done in that job? Tell me, what are some of the main duties?

[VAR: REFOCC10]

<u>RESPONSE</u>	<u>PUNCH</u>	<u>YEAR</u>								
		<u>2006-1</u>	<u>2006-2</u>	<u>2006-3</u>	<u>2008-1</u>	<u>2008-2</u>	<u>2008-3</u>	<u>2010-1</u>	<u>2010-2</u>	<u>2010-3</u>
Management, professional, and related occupations	1	0	0	0	0	0	142	0	0	0
Service occupations	2	0	0	0	0	0	120	0	0	0
Sales and office occupations	3	0	0	0	0	0	145	0	0	0
Natural resources, construction, and maintenance occupations	4	0	0	0	0	0	52	0	0	0
Production, transportation, and material moving occupations	5	0	0	0	0	0	102	0	0	0
Active Duty Military Personnel	6	0	0	0	0	0	2	0	0	0
Don't know	7	0	0	0	0	0	0	0	0	0
No answer	8	0	0	0	0	0	59	0	0	0
Not applicable/uncodeable (Punch 9 in REFCNT12)	0	2000	2000	2000	2023	2023	1401	2044	2044	2044

794. Please recall the most recent time you told someone about a job opportunity they might want to apply for.

A. Was it a job with your employer at the time?

[VAR: WINFIRM]

<u>RESPONSE</u>	<u>PUNCH</u>	<u>YEAR</u>								
		<u>2006-1</u>	<u>2006-2</u>	<u>2006-3</u>	<u>2008-1</u>	<u>2008-2</u>	<u>2008-3</u>	<u>2010-1</u>	<u>2010-2</u>	<u>2010-3</u>
Yes	1	0	0	0	0	0	291	0	0	0
No	2	0	0	0	0	0	258	0	0	0
I was not employed at the time	3	0	0	0	0	0	76	0	0	0
Don't know	8	0	0	0	0	0	0	0	0	0
No answer	9	0	0	0	0	0	2	0	0	0
Not applicable (Punches 2 & 8 in REFER12)	0	2000	2000	2000	2023	2023	1396	2044	2044	2044

B. (Recalling the most recent time you told someone about a job opportunity they might want to apply for), Did the person you told about that job opportunity apply for it?

[VAR: REFAPPLY]

<u>RESPONSE</u>	<u>PUNCH</u>	<u>YEAR</u>								
		<u>2006-1</u>	<u>2006-2</u>	<u>2006-3</u>	<u>2008-1</u>	<u>2008-2</u>	<u>2008-3</u>	<u>2010-1</u>	<u>2010-2</u>	<u>2010-3</u>
Yes	1	0	0	0	0	0	326	0	0	0
No	2	0	0	0	0	0	214	0	0	0
Don't know	8	0	0	0	0	0	83	0	0	0
No answer	9	0	0	0	0	0	4	0	0	0
Not applicable (Punches 2 & 8 in REFER12)	0	2000	2000	2000	2023	2023	1396	2044	2044	2044

C. (Recalling the person you most recently told about a job opportunity they might want to apply for), Is that person the same sex (gender) as you?

[VAR: REFHSEX]

<u>RESPONSE</u>	<u>PUNCH</u>	<u>YEAR</u>								
		<u>2006-1</u>	<u>2006-2</u>	<u>2006-3</u>	<u>2008-1</u>	<u>2008-2</u>	<u>2008-3</u>	<u>2010-1</u>	<u>2010-2</u>	<u>2010-3</u>
Yes	1	0	0	0	0	0	435	0	0	0
No	2	0	0	0	0	0	188	0	0	0
Don't know	8	0	0	0	0	0	2	0	0	0
No answer	9	0	0	0	0	0	2	0	0	0
Not applicable (Punches 2 & 8 in REFER12)	0	2000	2000	2000	2023	2023	1396	2044	2044	2044

- D. (Recalling the person you most recently told about a job opportunity they might want to apply for), Is that person Asian, Black, Hispanic, White, or something else?

[VAR: REFHRACE]

<u>RESPONSE</u>	<u>PUNCH</u>	<u>YEAR</u>								
		<u>2006-1</u>	<u>2006-2</u>	<u>2006-3</u>	<u>2008-1</u>	<u>2008-2</u>	<u>2008-3</u>	<u>2010-1</u>	<u>2010-2</u>	<u>2010-3</u>
Asian	1	0	0	0	0	0	15	0	0	0
Black	2	0	0	0	0	0	109	0	0	0
Hispanic	3	0	0	0	0	0	64	0	0	0
White	4	0	0	0	0	0	413	0	0	0
Something else	5	0	0	0	0	0	21	0	0	0
Don't know	8	0	0	0	0	0	3	0	0	0
No answer	9	0	0	0	0	0	2	0	0	0
Not applicable (Punches 2 & 8 in REFER12)	0	2000	2000	2000	2023	2023	1396	2044	2044	2044

- E. (Recalling the person you most recently told about a job opportunity they might want to apply for), About how old was that person?

[VAR: REFHAGE]

<u>RESPONSE</u>	<u>PUNCH</u>	<u>YEAR</u>								
		<u>2006-1</u>	<u>2006-2</u>	<u>2006-3</u>	<u>2008-1</u>	<u>2008-2</u>	<u>2008-3</u>	<u>2010-1</u>	<u>2010-2</u>	<u>2010-3</u>
19 years old or less	16-19	0	0	0	0	0	36	0	0	0
20-29	20-29	0	0	0	0	0	199	0	0	0
30-39	30-39	0	0	0	0	0	176	0	0	0
40-49	40-49	0	0	0	0	0	118	0	0	0
50-59	50-59	0	0	0	0	0	80	0	0	0
60 years old or more	60+	0	0	0	0	0	11	0	0	0
Don't know	98	0	0	0	0	0	4	0	0	0
No answer	99	0	0	0	0	0	3	0	0	0
Not applicable (Punches 2 & 8 in REFER12)	0	2000	2000	2000	2023	2023	1396	2044	2044	2044

**Topical Module: Information Society
(COMPUSE-WWWMIN)**

795. Do you personally ever use a computer at home, at work, or at some other location?

[VAR: COMPUSE]

<u>RESPONSE</u>	<u>PUNCH</u>	<u>YEAR</u>								
		<u>2006-1</u>	<u>2006-2</u>	<u>2006-3</u>	<u>2008-1</u>	<u>2008-2</u>	<u>2008-3</u>	<u>2010-1</u>	<u>2010-2</u>	<u>2010-3</u>
Yes (GO TO EMAILMIN)	1	0	0	0	0	0	0	1141	0	0
No (GO TO WEBMOB)	2	0	0	0	0	0	0	288	0	0
Don't know	8	0	0	0	0	0	0	0	0	0
No answer	9	0	0	0	0	0	0	1	0	0
Not applicable	0	2000	2000	2000	2023	2023	2023	614	2044	2044

796. Do you have access to the Internet or World Wide Web in your home through a Internet-enabled mobile device like a smart phone, PDA, or BlackBerry?

[VAR: WEBMOB]

<u>RESPONSE</u>	<u>PUNCH</u>	<u>YEAR</u>								
		<u>2006-1</u>	<u>2006-2</u>	<u>2006-3</u>	<u>2008-1</u>	<u>2008-2</u>	<u>2008-3</u>	<u>2010-1</u>	<u>2010-2</u>	<u>2010-3</u>
Yes (GO TO EMAILMIN)	1	0	0	0	0	0	0	55	0	0
No (GO TO Next Section)	2	0	0	0	0	0	0	232	0	0
Don't know	8	0	0	0	0	0	0	1	0	0
Refused	9	0	0	0	0	0	0	1	0	0
Not applicable (Punch 1 on COMPUSE)	0	2000	2000	2000	2023	2023	2023	1755	2044	2044

797. About how many minutes or hours per week do you spend sending and answering electronic mail or e-mail?

A. Minutes

[VAR: EMAILMIN]

<u>RESPONSE</u>	<u>PUNCH</u>	<u>YEAR</u>								
		<u>2006-1</u>	<u>2006-2</u>	<u>2006-3</u>	<u>2008-1</u>	<u>2008-2</u>	<u>2008-3</u>	<u>2010-1</u>	<u>2010-2</u>	<u>2010-3</u>
Zero Minutes (GO TO USEWWW)	0	0	0	0	0	0	0	407	0	0
1-14	1-14	0	0	0	0	0	0	36	0	0
15-29	15-29	0	0	0	0	0	0	31	0	0
30-44	30-44	0	0	0	0	0	0	91	0	0
45-59	45-59	0	0	0	0	0	0	6	0	0
Don't know	98	0	0	0	0	0	0	0	0	0
No answer	99	0	0	0	0	0	0	0	0	0
Not applicable (Punch 2 on WEBMOB)	-1	2000	2000	2000	2023	2023	2023	1473	2044	2044

B. Hours

[VAR: EMAILHR]

<u>RESPONSE</u>	<u>PUNCH</u>	<u>YEAR</u>								
		<u>2006-1</u>	<u>2006-2</u>	<u>2006-3</u>	<u>2008-1</u>	<u>2008-2</u>	<u>2008-3</u>	<u>2010-1</u>	<u>2010-2</u>	<u>2010-3</u>
Zero hours (GO TO USEWWW)	0	0	0	0	0	0	0	246	0	0
1	1	0	0	0	0	0	0	211	0	0
2	2	0	0	0	0	0	0	146	0	0
3	3	0	0	0	0	0	0	69	0	0
4	4	0	0	0	0	0	0	48	0	0
5-9	5-9	0	0	0	0	0	0	148	0	0
10+	10-997	0	0	0	0	0	0	236	0	0
Don't know	998	0	0	0	0	0	0	8	0	0
No answer	999	0	0	0	0	0	0	2	0	0
Not applicable (Punch 2 on WEBMOB)	-1	2000	2000	2000	2023	2023	2023	930	2044	2044

REMARKS: Responses for EMAILMIN and EMAILHR were collapsed for display purposes. In 2000 and 2002, EMAILMIN and EMAILHR were screened by COMPUSE & WEBMOB.

797. Other than for e-mail, do you ever use the Internet or World Wide Web? [INTERVIEWER: TREAT THESE AS THE SAME]

[VAR: USEWWW]

<u>RESPONSE</u>	<u>PUNCH</u>	<u>YEAR</u>								
		<u>2006-1</u>	<u>2006-2</u>	<u>2006-3</u>	<u>2008-1</u>	<u>2008-2</u>	<u>2008-3</u>	<u>2010-1</u>	<u>2010-2</u>	<u>2010-3</u>
Yes (Go To WWWHR)	1	0	0	0	0	0	0	128	0	0
No (Go To COMPHOME)	2	0	0	0	0	0	0	314	0	0
Don't know	8	0	0	0	0	0	0	0	0	0
No answer	9	0	0	0	0	0	0	1	0	0
Not applicable (Punch 2 on WEBMOB)	0	2000	2000	2000	2023	2023	2023	1601	2044	2044

REMARKS: In 2010, USEWWW was asked of all respondents who received EMAILMIN & EMAILHR and answered 0 to both questions.

799. Not counting e-mail, about how many minutes or hours per week do you use the Web? (Include time you spend visiting regular web sites and time spent using interactive Internet services like chat rooms, Usenet groups, discussion forums, bulletin boards, and the like.)

A. Hours per week?

[VAR: WWWHR]

<u>RESPONSE</u>	<u>PUNCH</u>	<u>YEAR</u>								
		<u>2006-1</u>	<u>2006-2</u>	<u>2006-3</u>	<u>2008-1</u>	<u>2008-2</u>	<u>2008-3</u>	<u>2010-1</u>	<u>2010-2</u>	<u>2010-3</u>
Zero Hours	0	0	0	0	0	0	0	90	0	0
1	1	0	0	0	0	0	0	131	0	0
2	2	0	0	0	0	0	0	124	0	0
3	3	0	0	0	0	0	0	80	0	0
4	4	0	0	0	0	0	0	56	0	0
5-9	5-9	0	0	0	0	0	0	206	0	0
10+	10-997	0	0	0	0	0	0	363	0	0
Don't know	998	0	0	0	0	0	0	5	0	0
No answer	999	0	0	0	0	0	0	1	0	0
Not applicable (Punch 2 on WEBMOB, USEWWW)	-1	2000	2000	2000	2023	2023	2023	988	2044	2044

B. Minutes per week?

[VAR: WWWMIN]

<u>RESPONSE</u>	<u>PUNCH</u>	<u>YEAR</u>								
		<u>2006-1</u>	<u>2006-2</u>	<u>2006-3</u>	<u>2008-1</u>	<u>2008-2</u>	<u>2008-3</u>	<u>2010-1</u>	<u>2010-2</u>	<u>2010-3</u>
Zero Minutes	0	1104	0	0	0	0	0	282	0	0
1-14	1-14	96	0	0	0	0	0	21	0	0
15-29	15-29	0	0	0	0	0	0	13	0	0
30-44	30-44	0	0	0	0	0	0	65	0	0
45-59	45-59	0	0	0	0	0	0	7	0	0
Don't know	98	7	0	0	0	0	0	0	0	0
No answer	99	134	0	0	0	0	0	0	0	0
Not applicable (Punch 2 on WEBMOB, USEWWW)	-1	659	2000	2000	2023	2023	2023	1656	2044	2044

REMARKS: Responses for WWWMIN and WWWHR were collapsed for display purposes. WWWMIN and WWWHR were screened by USEWWW.

**Topical Module: Scripture
(RDSCRPT-BBLSTRY)**

800. We are interested in whether or not people read the Bible, Torah, or other religious scriptures such as the Koran or any others, in addition to the reading that often happens in worship services. Within the last year, have you read the Bible, Torah, Koran, or other religious scriptures, not counting any reading that happened during a worship service?

[VAR: RDSCRPT]

<u>RESPONSE</u>	<u>PUNCH</u>	<u>YEAR</u>								
		<u>2006-1</u>	<u>2006-2</u>	<u>2006-3</u>	<u>2008-1</u>	<u>2008-2</u>	<u>2008-3</u>	<u>2010-1</u>	<u>2010-2</u>	<u>2010-3</u>
Yes	1	0	0	0	0	0	0	0	787	0
No	2	0	0	0	0	0	0	0	764	0
Don't know	8	0	0	0	0	0	0	0	0	0
No answer	9	0	0	0	0	0	0	0	0	0
Not applicable	0	2000	2000	2000	2023	2023	2023	2044	493	2044

801. In the past year, which scripture have you read most often, the Bible, Torah, Koran, or some other scripture?

FI INSTRUCTION: PRONOUNCE "READ" LIKE "RED."

[VAR: RDSCMOST]

<u>RESPONSE</u>	<u>PUNCH</u>	<u>YEAR</u>								
		<u>2006-1</u>	<u>2006-2</u>	<u>2006-3</u>	<u>2008-1</u>	<u>2008-2</u>	<u>2008-3</u>	<u>2010-1</u>	<u>2010-2</u>	<u>2010-3</u>
Bible	1	0	0	0	0	0	0	0	738	0
Torah	2	0	0	0	0	0	0	0	5	0
Koran	3	0	0	0	0	0	0	0	7	0
Buddhist	6	0	0	0	0	0	0	0	3	0
Book of Mormon	7	0	0	0	0	0	0	0	5	0
Tao te ching	8	0	0	0	0	0	0	0	4	0
Wiccan Bible	9	0	0	0	0	0	0	0	2	0
Apocrypha	10	0	0	0	0	0	0	0	2	0
Gita	11	0	0	0	0	0	0	0	1	0
Scientology	12	0	0	0	0	0	0	0	1	0
Other (SPECIFY)	19	0	0	0	0	0	0	0	13	0
Don't know	98	0	0	0	0	0	0	0	0	0
No answer	99	0	0	0	0	0	0	0	6	0
Not applicable (Punch 2 in RDSCRPT)	0	2000	2000	2000	2023	2023	2023	2044	1257	2044

802. In the past year, have you read the [RESPONSE TO RDSCMOST] on the internet?

[VAR: RDSCINT]

<u>RESPONSE</u>	<u>PUNCH</u>	<u>YEAR</u>								
		<u>2006-1</u>	<u>2006-2</u>	<u>2006-3</u>	<u>2008-1</u>	<u>2008-2</u>	<u>2008-3</u>	<u>2010-1</u>	<u>2010-2</u>	<u>2010-3</u>
Yes	1	0	0	0	0	0	0	0	242	0
No	2	0	0	0	0	0	0	0	539	0
Don't know	8	0	0	0	0	0	0	0	0	0
No answer	9	0	0	0	0	0	0	0	0	0
Not applicable (Punch 99 in RDSCMOST)	0	2000	2000	2000	2023	2023	2023	2044	1263	2044

803. In the past year, have you read the [RESPONSE TO RDSCMOST] on an e-device such as iPad, Kindle, phone app, etc.?

[VAR: RDSCEDEV]

<u>RESPONSE</u>	<u>PUNCH</u>	<u>YEAR</u>								
		<u>2006-1</u>	<u>2006-2</u>	<u>2006-3</u>	<u>2008-1</u>	<u>2008-2</u>	<u>2008-3</u>	<u>2010-1</u>	<u>2010-2</u>	<u>2010-3</u>
Yes	1	0	0	0	0	0	0	0	162	0
No	2	0	0	0	0	0	0	0	619	0
Don't know	8	0	0	0	0	0	0	0	0	0
No answer	9	0	0	0	0	0	0	0	0	0
Not applicable (Punch 99 in RDSCMOST)	0	2000	2000	2000	2023	2023	2023	2044	1263	2044

804. In the past year, have you made an intentional effort to commit any parts of [RESPONSE TO RDSCMOST] to memory?

[VAR: RDSCMEM]

<u>RESPONSE</u>	<u>PUNCH</u>	<u>YEAR</u>								
		<u>2006-1</u>	<u>2006-2</u>	<u>2006-3</u>	<u>2008-1</u>	<u>2008-2</u>	<u>2008-3</u>	<u>2010-1</u>	<u>2010-2</u>	<u>2010-3</u>
Yes	1	0	0	0	0	0	0	0	365	0
No	2	0	0	0	0	0	0	0	415	0
Don't know	8	0	0	0	0	0	0	0	1	0
No answer	9	0	0	0	0	0	0	0	0	0
Not applicable (Punch 99 in RDSCMOST)	0	2000	2000	2000	2023	2023	2023	2044	1263	2044

805. The [RESPONSE TO RDSCMOST] is used in many ways. In the past year, to what extent have you used the [RESPONSE TO RDSCMOST] in the following ways? Please use a scale of 1-5 with (1) being "not at all", (2) being "to a small extent", (3) being "to a moderate extent", (4) being "to a considerable extent", and (5) being "to a great extent."

A. In the past year, to what extent did you read [RESPONSE TO RDSCMOST] to learn about your religion?

[VAR: RDSCLRN]

<u>RESPONSE</u>	<u>PUNCH</u>	<u>YEAR</u>								
		<u>2006-1</u>	<u>2006-2</u>	<u>2006-3</u>	<u>2008-1</u>	<u>2008-2</u>	<u>2008-3</u>	<u>2010-1</u>	<u>2010-2</u>	<u>2010-3</u>
Not at all	1	0	0	0	0	0	0	0	123	0
To a small extent	2	0	0	0	0	0	0	0	177	0
To a moderate extent	3	0	0	0	0	0	0	0	199	0
To a considerable extent	4	0	0	0	0	0	0	0	133	0
To a great extent	5	0	0	0	0	0	0	0	146	0
Don't know	8	0	0	0	0	0	0	0	2	0
No answer	9	0	0	0	0	0	0	0	1	0
Not applicable (Punch 99 in RDSCMOST)	0	2000	2000	2000	2023	2023	2023	2044	1263	2044

B. (In the past year,) To what extent did you read [RESPONSE TO RDSCMOST] as a matter of personal prayer and devotion?

[VAR: RDSCPER]

<u>RESPONSE</u>	<u>PUNCH</u>	<u>YEAR</u>								
		<u>2006-1</u>	<u>2006-2</u>	<u>2006-3</u>	<u>2008-1</u>	<u>2008-2</u>	<u>2008-3</u>	<u>2010-1</u>	<u>2010-2</u>	<u>2010-3</u>
Not at all	1	0	0	0	0	0	0	0	72	0
To a small extent	2	0	0	0	0	0	0	0	150	0
To a moderate extent	3	0	0	0	0	0	0	0	206	0
To a considerable extent	4	0	0	0	0	0	0	0	154	0
To a great extent	5	0	0	0	0	0	0	0	199	0
Don't know	8	0	0	0	0	0	0	0	0	0
No answer	9	0	0	0	0	0	0	0	0	0
Not applicable (Punch 99 in RDSCMOST)	0	2000	2000	2000	2023	2023	2023	2044	1263	2044

C. (In the past year,) To what extent did you read [RESPONSE TO RDSCMOST] to prepare to teach or participate in a study group

[VAR: RDSCTCH]

<u>RESPONSE</u>	<u>PUNCH</u>	<u>YEAR</u>								
		<u>2006-1</u>	<u>2006-2</u>	<u>2006-3</u>	<u>2008-1</u>	<u>2008-2</u>	<u>2008-3</u>	<u>2010-1</u>	<u>2010-2</u>	<u>2010-3</u>
Not at all	1	0	0	0	0	0	0	0	378	0
To a small extent	2	0	0	0	0	0	0	0	128	0
To a moderate extent	3	0	0	0	0	0	0	0	119	0
To a considerable extent	4	0	0	0	0	0	0	0	80	0
To a great extent	5	0	0	0	0	0	0	0	76	0
Don't know	8	0	0	0	0	0	0	0	0	0
No answer	9	0	0	0	0	0	0	0	0	0
Not applicable (Punch 99 in RDSCMOST)	0	2000	2000	2000	2023	2023	2023	2044	1263	2044

D. (In the past year,) To what extent did you read [RESPONSE TO RDSCMOST] to make decisions about your relationship with your spouse, parents, children or friends?

[VAR: RDSCDEC]

<u>RESPONSE</u>	<u>PUNCH</u>	<u>YEAR</u>								
		<u>2006-1</u>	<u>2006-2</u>	<u>2006-3</u>	<u>2008-1</u>	<u>2008-2</u>	<u>2008-3</u>	<u>2010-1</u>	<u>2010-2</u>	<u>2010-3</u>
Not at all	1	0	0	0	0	0	0	0	277	0
To a small extent	2	0	0	0	0	0	0	0	161	0
To a moderate extent	3	0	0	0	0	0	0	0	136	0
To a considerable extent	4	0	0	0	0	0	0	0	105	0
To a great extent	5	0	0	0	0	0	0	0	99	0
Don't know	8	0	0	0	0	0	0	0	2	0
No answer	9	0	0	0	0	0	0	0	1	0
Not applicable (Punch 99 in RDSCMOST)	0	2000	2000	2000	2023	2023	2023	2044	1263	2044

E. (In the past year,) To what extent did you read [RESPONSE TO RDSCMOST] to learn about attaining wealth or prosperity?

[VAR: RDSCWLTH]

<u>RESPONSE</u>	<u>PUNCH</u>	<u>YEAR</u>								
		<u>2006-1</u>	<u>2006-2</u>	<u>2006-3</u>	<u>2008-1</u>	<u>2008-2</u>	<u>2008-3</u>	<u>2010-1</u>	<u>2010-2</u>	<u>2010-3</u>
Not at all	1	0	0	0	0	0	0	0	495	0
To a small extent	2	0	0	0	0	0	0	0	117	0
To a moderate extent	3	0	0	0	0	0	0	0	82	0
To a considerable extent	4	0	0	0	0	0	0	0	44	0
To a great extent	5	0	0	0	0	0	0	0	41	0
Don't know	8	0	0	0	0	0	0	0	1	0
No answer	9	0	0	0	0	0	0	0	1	0
Not applicable (Punch 99 in RDSCMOST)	0	2000	2000	2000	2023	2023	2023	2044	1263	2044

F. (In the past year,) To what extent did you read [RESPONSE TO RDSCMOST] to learn about attaining health or healing?

[VAR: RDSCHLTH]

<u>RESPONSE</u>	<u>PUNCH</u>	<u>YEAR</u>								
		<u>2006-1</u>	<u>2006-2</u>	<u>2006-3</u>	<u>2008-1</u>	<u>2008-2</u>	<u>2008-3</u>	<u>2010-1</u>	<u>2010-2</u>	<u>2010-3</u>
Not at all	1	0	0	0	0	0	0	0	348	0
To a small extent	2	0	0	0	0	0	0	0	161	0
To a moderate extent	3	0	0	0	0	0	0	0	144	0
To a considerable extent	4	0	0	0	0	0	0	0	54	0
To a great extent	5	0	0	0	0	0	0	0	72	0
Don't know	8	0	0	0	0	0	0	0	1	0
No answer	9	0	0	0	0	0	0	0	1	0
Not applicable (Punch 99 in RDSCMOST)	0	2000	2000	2000	2023	2023	2023	2044	1263	2044

G. (In the past year,) To what extent did you read [RESPONSE TO RDSCMOST] to learn about what the future holds?

[VAR: RDSCFUT]

<u>RESPONSE</u>	<u>PUNCH</u>	<u>YEAR</u>								
		<u>2006-1</u>	<u>2006-2</u>	<u>2006-3</u>	<u>2008-1</u>	<u>2008-2</u>	<u>2008-3</u>	<u>2010-1</u>	<u>2010-2</u>	<u>2010-3</u>
Not at all	1	0	0	0	0	0	0	0	344	0
To a small extent	2	0	0	0	0	0	0	0	152	0
To a moderate extent	3	0	0	0	0	0	0	0	142	0
To a considerable extent	4	0	0	0	0	0	0	0	61	0
To a great extent	5	0	0	0	0	0	0	0	79	0
Don't know	8	0	0	0	0	0	0	0	3	0
No answer	9	0	0	0	0	0	0	0	0	0
Not applicable (Punch 99 in RDSCMOST)	0	2000	2000	2000	2023	2023	2023	2044	1263	2044

H. (In the past year,) To what extent did you read [RESPONSE TO RDSCMOST] to learn about issues like abortion or homosexuality?

[VAR: RDSCISS1]

<u>RESPONSE</u>	<u>PUNCH</u>	<u>YEAR</u>								
		<u>2006-1</u>	<u>2006-2</u>	<u>2006-3</u>	<u>2008-1</u>	<u>2008-2</u>	<u>2008-3</u>	<u>2010-1</u>	<u>2010-2</u>	<u>2010-3</u>
Not at all	1	0	0	0	0	0	0	0	494	0
To a small extent	2	0	0	0	0	0	0	0	127	0
To a moderate extent	3	0	0	0	0	0	0	0	74	0
To a considerable extent	4	0	0	0	0	0	0	0	48	0
To a great extent	5	0	0	0	0	0	0	0	37	0
Don't know	8	0	0	0	0	0	0	0	1	0
No answer	9	0	0	0	0	0	0	0	0	0
Not applicable (Punch 99 in RDSCMOST)	0	2000	2000	2000	2023	2023	2023	2044	1263	2044

I. (In the past year,) To what extent did you read [RESPONSE TO RDSCMOST] to learn about issues like poverty or war?

[VAR: RDSCISS2]

<u>RESPONSE</u>	<u>PUNCH</u>	<u>YEAR</u>								
		<u>2006-1</u>	<u>2006-2</u>	<u>2006-3</u>	<u>2008-1</u>	<u>2008-2</u>	<u>2008-3</u>	<u>2010-1</u>	<u>2010-2</u>	<u>2010-3</u>
Not at all	1	0	0	0	0	0	0	0	471	0
To a small extent	2	0	0	0	0	0	0	0	133	0
To a moderate extent	3	0	0	0	0	0	0	0	89	0
To a considerable extent	4	0	0	0	0	0	0	0	49	0
To a great extent	5	0	0	0	0	0	0	0	38	0
Don't know	8	0	0	0	0	0	0	0	1	0
No answer	9	0	0	0	0	0	0	0	0	0
Not applicable (Punch 99 in RDSCMOST)	0	2000	2000	2000	2023	2023	2023	2044	1263	2044

806. We are now going to ask about the more recent past, the past 30 days. Remember, all of these questions are about reading done outside of a worship service:

- A. In the past 30 days, on how many days have you read the [RESPONSE TO RDSCMOST] as part of an organized study group of any kind? We are interested in the number of days you have done this.

FI INSTRUCTION: If respondent asks whether any particular group counts, remind them we are asking about any organized group.

[VAR: RDSCORG]

RESPONSE	PUNCH	YEAR								
		<u>2006-1</u>	<u>2006-2</u>	<u>2006-3</u>	<u>2008-1</u>	<u>2008-2</u>	<u>2008-3</u>	<u>2010-1</u>	<u>2010-2</u>	<u>2010-3</u>
0	0	0	0	0	0	0	0	0	465	0
1	1	0	0	0	0	0	0	0	58	0
2	2	0	0	0	0	0	0	0	43	0
3	3	0	0	0	0	0	0	0	24	0
4	4	0	0	0	0	0	0	0	59	0
5-9	5-9	0	0	0	0	0	0	0	55	0
10-19	10-19	0	0	0	0	0	0	0	40	0
20 days or more	20+	0	0	0	0	0	0	0	34	0
Don't know	98	0	0	0	0	0	0	0	1	0
No answer	99	0	0	0	0	0	0	0	2	0
Not applicable (Punch 99 in RDSCMOST)	-1	2000	2000	2000	2023	2023	2023	2044	1263	2044

REMARKS: The numbers above have been collapsed for display purposes only.

- B. In the past 30 days, on how many days have you read scripture as an individual activity where you chose and read the passage on your own, not as part of an organized study group of any kind? Again, we are interested in the number of days.

[VAR: RDSCOWN]

RESPONSE	PUNCH	YEAR								
		<u>2006-1</u>	<u>2006-2</u>	<u>2006-3</u>	<u>2008-1</u>	<u>2008-2</u>	<u>2008-3</u>	<u>2010-1</u>	<u>2010-2</u>	<u>2010-3</u>
0	0	0	0	0	0	0	0	0	162	0
1	1	0	0	0	0	0	0	0	62	0
2	2	0	0	0	0	0	0	0	87	0
3	3	0	0	0	0	0	0	0	34	0
4	4	0	0	0	0	0	0	0	37	0
5-9	5-9	0	0	0	0	0	0	0	75	0
10-19	10-19	0	0	0	0	0	0	0	106	0
20 days or more	20+	0	0	0	0	0	0	0	209	0
Don't know	98	0	0	0	0	0	0	0	7	0
No answer	99	0	0	0	0	0	0	0	2	0
Not applicable (Punch 99 in RDSCMOST)	-1	2000	2000	2000	2023	2023	2023	2044	1263	2044

- C. In the past 30 days, when reading the [RESPONSE TO RDSCMOST], have you turned to other people, books, or other sources for help in interpreting and understanding what you read?

[VAR: RDSCUND]

<u>RESPONSE</u>	<u>PUNCH</u>	<u>YEAR</u>								
		<u>2006-1</u>	<u>2006-2</u>	<u>2006-3</u>	<u>2008-1</u>	<u>2008-2</u>	<u>2008-3</u>	<u>2010-1</u>	<u>2010-2</u>	<u>2010-3</u>
Yes	1	0	0	0	0	0	0	0	344	0
No	2	0	0	0	0	0	0	0	433	0
Don't know	8	0	0	0	0	0	0	0	2	0
No answer	9	0	0	0	0	0	0	0	8	0
Not applicable (Punch 99 in RDSCMOST)	0	2000	2000	2000	2023	2023	2023	2044	1257	2044

- D. (In the past 30 days, have you received help in interpreting and understanding scripture from . . .) Your pastor, priest, or other clergy?

[VAR: RDSCCLGY]

<u>RESPONSE</u>	<u>PUNCH</u>	<u>YEAR</u>								
		<u>2006-1</u>	<u>2006-2</u>	<u>2006-3</u>	<u>2008-1</u>	<u>2008-2</u>	<u>2008-3</u>	<u>2010-1</u>	<u>2010-2</u>	<u>2010-3</u>
Yes	1	0	0	0	0	0	0	0	178	0
No	2	0	0	0	0	0	0	0	166	0
Don't know	8	0	0	0	0	0	0	0	0	0
No answer	9	0	0	0	0	0	0	0	8	0
Not applicable (Punches 2 & 8 in RDSCUND)	0	2000	2000	2000	2023	2023	2023	2044	1692	2044

- E. (In the past 30 days, have you received help in interpreting and understanding scripture from . . .) Study group leader or members?

[VAR: RDSCLDR]

<u>RESPONSE</u>	<u>PUNCH</u>	<u>YEAR</u>								
		<u>2006-1</u>	<u>2006-2</u>	<u>2006-3</u>	<u>2008-1</u>	<u>2008-2</u>	<u>2008-3</u>	<u>2010-1</u>	<u>2010-2</u>	<u>2010-3</u>
Yes	1	0	0	0	0	0	0	0	170	0
No	2	0	0	0	0	0	0	0	174	0
Don't know	8	0	0	0	0	0	0	0	0	0
No answer	9	0	0	0	0	0	0	0	8	0
Not applicable (Punches 2 & 8 in RDSCUND)	0	2000	2000	2000	2023	2023	2023	2044	1692	2044

F. (In the past 30 days, have you received help in interpreting and understanding scripture from . . .) Published commentary in a book, CD, or DVD?

[VAR: RDSCBK]

<u>RESPONSE</u>	<u>PUNCH</u>	<u>YEAR</u>								
		<u>2006-1</u>	<u>2006-2</u>	<u>2006-3</u>	<u>2008-1</u>	<u>2008-2</u>	<u>2008-3</u>	<u>2010-1</u>	<u>2010-2</u>	<u>2010-3</u>
Yes	1	0	0	0	0	0	0	0	170	0
No	2	0	0	0	0	0	0	0	174	0
Don't know	8	0	0	0	0	0	0	0	0	0
No answer	9	0	0	0	0	0	0	0	8	0
Not applicable (Punches 2 & 8 in RDSCUND)	0	2000	2000	2000	2023	2023	2023	2044	1692	2044

G. (In the past 30 days, have you received help in interpreting and understanding scripture from . . .) Internet site?

[VAR: RDSCWWW]

<u>RESPONSE</u>	<u>PUNCH</u>	<u>YEAR</u>								
		<u>2006-1</u>	<u>2006-2</u>	<u>2006-3</u>	<u>2008-1</u>	<u>2008-2</u>	<u>2008-3</u>	<u>2010-1</u>	<u>2010-2</u>	<u>2010-3</u>
Yes	1	0	0	0	0	0	0	0	100	0
No	2	0	0	0	0	0	0	0	244	0
Don't know	8	0	0	0	0	0	0	0	0	0
No answer	9	0	0	0	0	0	0	0	8	0
Not applicable (Punches 2 & 8 in RDSCUND)	0	2000	2000	2000	2023	2023	2023	2044	1692	2044

H. (In the past 30 days, have you received help in interpreting and understanding scripture from . . .) Television or radio program?

[VAR: RDSCTV]

<u>RESPONSE</u>	<u>PUNCH</u>	<u>YEAR</u>								
		<u>2006-1</u>	<u>2006-2</u>	<u>2006-3</u>	<u>2008-1</u>	<u>2008-2</u>	<u>2008-3</u>	<u>2010-1</u>	<u>2010-2</u>	<u>2010-3</u>
Yes	1	0	0	0	0	0	0	0	126	0
No	2	0	0	0	0	0	0	0	218	0
Don't know	8	0	0	0	0	0	0	0	0	0
No answer	9	0	0	0	0	0	0	0	8	0
Not applicable (Punches 2 & 8 in RDSCUND)	0	2000	2000	2000	2023	2023	2023	2044	1692	2044

ASK ONLY OF THOSE WITH RDSCMOST=1

807. What translation of the Bible do you most often read? Is it the King James Version, New International Version, New American Bible, New Revised Standard Version, Living Bible, or some OTHER version?

[VAR: RDSCBBL]

<u>RESPONSE</u>	<u>PUNCH</u>	<u>YEAR</u>								
		<u>2006-1</u>	<u>2006-2</u>	<u>2006-3</u>	<u>2008-1</u>	<u>2008-2</u>	<u>2008-3</u>	<u>2010-1</u>	<u>2010-2</u>	<u>2010-3</u>
King James Version	1	0	0	0	0	0	0	0	392	0
New International Version	2	0	0	0	0	0	0	0	127	0
New American Bible	3	0	0	0	0	0	0	0	39	0
New Revised Standard Version	4	0	0	0	0	0	0	0	52	0
Living Bible	5	0	0	0	0	0	0	0	40	0
Reina Valera	7	0	0	0	0	0	0	0	6	0
English Standard	8	0	0	0	0	0	0	0	2	0
Catholic	9	0	0	0	0	0	0	0	11	0
Good News	11	0	0	0	0	0	0	0	2	0
Children's	12	0	0	0	0	0	0	0	3	0
New World	13	0	0	0	0	0	0	0	3	0
Amplified	14	0	0	0	0	0	0	0	2	0
Old/New Testament	20	0	0	0	0	0	0	0	8	0
Other	30	0	0	0	0	0	0	0	14	0
Don't know	98	0	0	0	0	0	0	0	33	0
No answer	99	0	0	0	0	0	0	0	3	0
Not applicable (Punches 2-99 in RDSCMOST)	0	2000	2000	2000	2023	2023	2023	2044	1307	2044

808. Do you have a favorite book of the Bible?

[VAR: BBLFAV]

<u>RESPONSE</u>	<u>PUNCH</u>	<u>YEAR</u>								
		<u>2006-1</u>	<u>2006-2</u>	<u>2006-3</u>	<u>2008-1</u>	<u>2008-2</u>	<u>2008-3</u>	<u>2010-1</u>	<u>2010-2</u>	<u>2010-3</u>
Yes	1	0	0	0	0	0	0	0	381	0
No	2	0	0	0	0	0	0	0	354	0
Don't know	8	0	0	0	0	0	0	0	2	0
No answer	9	0	0	0	0	0	0	0	0	0
Not applicable (Punches 2-99 in RDSCMOST)	0	2000	2000	2000	2023	2023	2023	2044	1307	2044

A. (Do you have a favorite book of the Bible?) Please name:

[VAR: BBLFAV1]

<u>RESPONSE</u>	<u>PUNCH</u>	<u>YEAR</u>								
		<u>2006-1</u>	<u>2006-2</u>	<u>2006-3</u>	<u>2008-1</u>	<u>2008-2</u>	<u>2008-3</u>	<u>2010-1</u>	<u>2010-2</u>	<u>2010-3</u>
Acts	1	0	0	0	0	0	0	0	6	0
1 Corinthians	8	0	0	0	0	0	0	0	10	0
2 Corinthians	9	0	0	0	0	0	0	0	3	0
Daniel	10	0	0	0	0	0	0	0	2	0
Deuteronomy	11	0	0	0	0	0	0	0	1	0
Ecclesiastes	12	0	0	0	0	0	0	0	6	0
Ephesians	14	0	0	0	0	0	0	0	7	0
Exodus	17	0	0	0	0	0	0	0	2	0
Ezekiel	18	0	0	0	0	0	0	0	2	0
Galatians	20	0	0	0	0	0	0	0	1	0
Genesis	21	0	0	0	0	0	0	0	16	0
Hebrews	24	0	0	0	0	0	0	0	4	0
Isaiah	26	0	0	0	0	0	0	0	7	0
James	27	0	0	0	0	0	0	0	6	0
Jeremiah	28	0	0	0	0	0	0	0	2	0
Job	30	0	0	0	0	0	0	0	14	0
John	32	0	0	0	0	0	0	0	38	0
1 John (Epistle)	33	0	0	0	0	0	0	0	3	0
Jonah	36	0	0	0	0	0	0	0	2	0
Joshua	37	0	0	0	0	0	0	0	1	0
1 Kings (3 Kingdoms)	42	0	0	0	0	0	0	0	1	0
Luke	46	0	0	0	0	0	0	0	7	0
Mark	52	0	0	0	0	0	0	0	3	0
Matthew	53	0	0	0	0	0	0	0	19	0
Philippians	66	0	0	0	0	0	0	0	6	0
Proverbs	67	0	0	0	0	0	0	0	28	0
Psalms	68	0	0	0	0	0	0	0	125	0
Revelation	69	0	0	0	0	0	0	0	30	0
Romans	70	0	0	0	0	0	0	0	7	0
Ruth	71	0	0	0	0	0	0	0	11	0
2 Samuel (2 Kingdoms)	73	0	0	0	0	0	0	0	1	0
Sirach	74	0	0	0	0	0	0	0	1	0
Song of Songs	75	0	0	0	0	0	0	0	1	0
Wisdom	82	0	0	0	0	0	0	0	1	0
New Testament	85	0	0	0	0	0	0	0	2	0
Other	90	0	0	0	0	0	0	0	3	0
Don't know	98	0	0	0	0	0	0	0	1	0
No answer	99	0	0	0	0	0	0	0	2	0
Not applicable (Punches 2 & 8 in BBLFAV)	0	2000	2000	2000	2023	2023	2023	2044	1662	2044

809. Do you have a favorite Bible story, verse, or passage?

[VAR: BBLSTRY]

<u>RESPONSE</u>	<u>PUNCH</u>	<u>YEAR</u>								
		<u>2006-1</u>	<u>2006-2</u>	<u>2006-3</u>	<u>2008-1</u>	<u>2008-2</u>	<u>2008-3</u>	<u>2010-1</u>	<u>2010-2</u>	<u>2010-3</u>
Yes	1	0	0	0	0	0	0	0	377	0
No	2	0	0	0	0	0	0	0	358	0
Don't know	8	0	0	0	0	0	0	0	2	0
No answer	9	0	0	0	0	0	0	0	0	0
Not applicable	0	2000	2000	2000	2023	2023	2023	2044	1307	2044

REMARKS: The contents of BBLSTRY1 are available upon request.

**Topical Module: Adult Transitions
(FININD-YOUADULT)**

810. People differ in their ideas about what it takes for a young person to become an adult these days. How important is it for them to be...

Financially independent from their parents/guardians?

[VAR: FININD]

<u>RESPONSE</u>	<u>PUNCH</u>	<u>YEAR</u>								
		<u>2006-1</u>	<u>2006-2</u>	<u>2006-3</u>	<u>2008-1</u>	<u>2008-2</u>	<u>2008-3</u>	<u>2010-1</u>	<u>2010-2</u>	<u>2010-3</u>
Extremely important	1	0	0	0	0	0	0	0	656	0
Quite important	2	0	0	0	0	0	0	0	554	0
Somewhat important	3	0	0	0	0	0	0	0	278	0
Not too important	4	0	0	0	0	0	0	0	47	0
Not at all important	5	0	0	0	0	0	0	0	8	0
Don't know	8	0	0	0	0	0	0	0	5	0
No answer	9	0	0	0	0	0	0	0	3	0
Not applicable	0	2000	2000	2000	2023	2023	2023	2044	493	2044

A. By what age should this normally occur?

[VAR: FININD1]

<u>RESPONSE</u>	<u>PUNCH</u>	<u>YEAR</u>								
		<u>2006-1</u>	<u>2006-2</u>	<u>2006-3</u>	<u>2008-1</u>	<u>2008-2</u>	<u>2008-3</u>	<u>2010-1</u>	<u>2010-2</u>	<u>2010-3</u>
Before 18	1-17	0	0	0	0	0	0	0	95	0
18-19	18-19	0	0	0	0	0	0	0	330	0
20-24	20-24	0	0	0	0	0	0	0	686	0
25-29	25-29	0	0	0	0	0	0	0	291	0
30-34	30-34	0	0	0	0	0	0	0	25	0
After 35	35+	0	0	0	0	0	0	0	4	0
Don't know	98	0	0	0	0	0	0	0	51	0
No answer	99	0	0	0	0	0	0	0	9	0
Not applicable (Punches 4, 5, & 8 in FININD)	-1	2000	2000	2000	2023	2023	2023	2044	553	2044

811. People differ in their ideas about what it takes for a young person to become an adult these days. How important is it for them to be...

No longer living in their parents' household?

[VAR: OWNHH]

<u>RESPONSE</u>	<u>PUNCH</u>	<u>YEAR</u>								
		<u>2006-1</u>	<u>2006-2</u>	<u>2006-3</u>	<u>2008-1</u>	<u>2008-2</u>	<u>2008-3</u>	<u>2010-1</u>	<u>2010-2</u>	<u>2010-3</u>
Extremely important	1	0	0	0	0	0	0	0	391	0
Quite important	2	0	0	0	0	0	0	0	462	0
Somewhat important	3	0	0	0	0	0	0	0	419	0
Not too important	4	0	0	0	0	0	0	0	195	0
Not at all important	5	0	0	0	0	0	0	0	71	0
Don't know	8	0	0	0	0	0	0	0	10	0
No answer	9	0	0	0	0	0	0	0	3	0
Not applicable	0	2000	2000	2000	2023	2023	2023	2044	493	2044

A. By what age should this normally occur?

[VAR: OWNHH1]

<u>RESPONSE</u>	<u>PUNCH</u>	<u>YEAR</u>								
		<u>2006-1</u>	<u>2006-2</u>	<u>2006-3</u>	<u>2008-1</u>	<u>2008-2</u>	<u>2008-3</u>	<u>2010-1</u>	<u>2010-2</u>	<u>2010-3</u>
Before 18	1-17	0	0	0	0	0	0	0	18	0
18-19	18-19	0	0	0	0	0	0	0	264	0
20-24	20-24	0	0	0	0	0	0	0	714	0
25-29	25-29	0	0	0	0	0	0	0	226	0
30-34	30-34	0	0	0	0	0	0	0	15	0
After 35	35+	0	0	0	0	0	0	0	1	0
Don't know	98	0	0	0	0	0	0	0	31	0
No answer	99	0	0	0	0	0	0	0	6	0
Not applicable (Punches 4, 5, & 8 in OWNHH)	-1	2000	2000	2000	2023	2023	2023	2044	769	2044

812. People differ in their ideas about what it takes for a young person to become an adult these days. How important is it for them to...

Completed their formal schooling?

[VAR: EDDONE]

<u>RESPONSE</u>	<u>PUNCH</u>	<u>YEAR</u>								
		<u>2006-1</u>	<u>2006-2</u>	<u>2006-3</u>	<u>2008-1</u>	<u>2008-2</u>	<u>2008-3</u>	<u>2010-1</u>	<u>2010-2</u>	<u>2010-3</u>
Extremely important	1	0	0	0	0	0	0	0	934	0
Quite important	2	0	0	0	0	0	0	0	368	0
Somewhat important	3	0	0	0	0	0	0	0	151	0
Not too important	4	0	0	0	0	0	0	0	61	0
Not at all important	5	0	0	0	0	0	0	0	22	0
Don't know	8	0	0	0	0	0	0	0	10	0
No answer	9	0	0	0	0	0	0	0	5	0
Not applicable	0	2000	2000	2000	2023	2023	2023	2044	493	2044

A. By what age should this normally occur?

[VAR: EDDONE1]

<u>RESPONSE</u>	<u>PUNCH</u>	<u>YEAR</u>								
		<u>2006-1</u>	<u>2006-2</u>	<u>2006-3</u>	<u>2008-1</u>	<u>2008-2</u>	<u>2008-3</u>	<u>2010-1</u>	<u>2010-2</u>	<u>2010-3</u>
Before 18	1-17	0	0	0	0	0	0	0	43	0
18-19	18-19	0	0	0	0	0	0	0	303	0
20-24	20-24	0	0	0	0	0	0	0	709	0
25-29	25-29	0	0	0	0	0	0	0	290	0
30-34	30-34	0	0	0	0	0	0	0	31	0
After 35	35+	0	0	0	0	0	0	0	6	0
Don't know	98	0	0	0	0	0	0	0	67	0
No answer	99	0	0	0	0	0	0	0	9	0
Not applicable (Punches 4, 5, & 8 in EDDONE)	-1	2000	2000	2000	2023	2023	2023	2044	586	2044

813. People differ in their ideas about what it takes for a young person to become an adult these days. How important is it for them to...

Be employed full-time?

[VAR: FTWORK]

<u>RESPONSE</u>	<u>PUNCH</u>	<u>YEAR</u>								
		<u>2006-1</u>	<u>2006-2</u>	<u>2006-3</u>	<u>2008-1</u>	<u>2008-2</u>	<u>2008-3</u>	<u>2010-1</u>	<u>2010-2</u>	<u>2010-3</u>
Extremely important	1	0	0	0	0	0	0	0	791	0
Quite important	2	0	0	0	0	0	0	0	460	0
Somewhat important	3	0	0	0	0	0	0	0	204	0
Not too important	4	0	0	0	0	0	0	0	59	0
Not at all important	5	0	0	0	0	0	0	0	19	0
Don't know	8	0	0	0	0	0	0	0	15	0
No answer	9	0	0	0	0	0	0	0	3	0
Not applicable	0	2000	2000	2000	2023	2023	2023	2044	493	2044

A. By what age should this normally occur?

[VAR: FTWORK1]

<u>RESPONSE</u>	<u>PUNCH</u>	<u>YEAR</u>								
		<u>2006-1</u>	<u>2006-2</u>	<u>2006-3</u>	<u>2008-1</u>	<u>2008-2</u>	<u>2008-3</u>	<u>2010-1</u>	<u>2010-2</u>	<u>2010-3</u>
Before 18	1-17	0	0	0	0	0	0	0	75	0
18-19	18-19	0	0	0	0	0	0	0	344	0
20-24	20-24	0	0	0	0	0	0	0	706	0
25-29	25-29	0	0	0	0	0	0	0	259	0
30-34	30-34	0	0	0	0	0	0	0	18	0
After 35	35+	0	0	0	0	0	0	0	2	0
Don't know	98	0	0	0	0	0	0	0	48	0
No answer	99	0	0	0	0	0	0	0	6	0
Not applicable (Punches 4, 5, & 8 in FTWORK)	-1	2000	2000	2000	2023	2023	2023	2044	586	2044

814. People differ in their ideas about what it takes for a young person to become an adult these days. How important is it for them to...

Be capable of supporting a family financially?

[VAR: SUPFAM]

<u>RESPONSE</u>	<u>PUNCH</u>	<u>YEAR</u>								
		<u>2006-1</u>	<u>2006-2</u>	<u>2006-3</u>	<u>2008-1</u>	<u>2008-2</u>	<u>2008-3</u>	<u>2010-1</u>	<u>2010-2</u>	<u>2010-3</u>
Extremely important	1	0	0	0	0	0	0	0	773	0
Quite important	2	0	0	0	0	0	0	0	425	0
Somewhat important	3	0	0	0	0	0	0	0	175	0
Not too important	4	0	0	0	0	0	0	0	103	0
Not at all important	5	0	0	0	0	0	0	0	48	0
Don't know	8	0	0	0	0	0	0	0	23	0
No answer	9	0	0	0	0	0	0	0	4	0
Not applicable	0	2000	2000	2000	2023	2023	2023	2044	493	2044

A. By what age should this normally occur?

[VAR: SUPFAM1]

<u>RESPONSE</u>	<u>PUNCH</u>	<u>YEAR</u>								
		<u>2006-1</u>	<u>2006-2</u>	<u>2006-3</u>	<u>2008-1</u>	<u>2008-2</u>	<u>2008-3</u>	<u>2010-1</u>	<u>2010-2</u>	<u>2010-3</u>
Before 18	1-17	0	0	0	0	0	0	0	6	0
18-19	18-19	0	0	0	0	0	0	0	65	0
20-24	20-24	0	0	0	0	0	0	0	393	0
25-29	25-29	0	0	0	0	0	0	0	576	0
30-34	30-34	0	0	0	0	0	0	0	210	0
After 35	35+	0	0	0	0	0	0	0	18	0
Don't know	98	0	0	0	0	0	0	0	95	0
No answer	99	0	0	0	0	0	0	0	14	0
Not applicable (Punches 4, 5, & 8 in SUPFAM)	-1	2000	2000	2000	2023	2023	2023	2044	667	2044

815. People differ in their ideas about what it takes for a young person to become an adult these days. How important is it for them to...

Have a child?

[VAR: HAVCHLD]

<u>RESPONSE</u>	<u>PUNCH</u>	<u>YEAR</u>								
		<u>2006-1</u>	<u>2006-2</u>	<u>2006-3</u>	<u>2008-1</u>	<u>2008-2</u>	<u>2008-3</u>	<u>2010-1</u>	<u>2010-2</u>	<u>2010-3</u>
Extremely important	1	0	0	0	0	0	0	0	145	0
Quite important	2	0	0	0	0	0	0	0	188	0
Somewhat important	3	0	0	0	0	0	0	0	310	0
Not too important	4	0	0	0	0	0	0	0	405	0
Not at all important	5	0	0	0	0	0	0	0	450	0
Don't know	8	0	0	0	0	0	0	0	46	0
No answer	9	0	0	0	0	0	0	0	7	0
Not applicable	0	2000	2000	2000	2023	2023	2023	2044	493	2044

A. By what age should this normally occur?

[VAR: HAVCHLD1]

<u>RESPONSE</u>	<u>PUNCH</u>	<u>YEAR</u>								
		<u>2006-1</u>	<u>2006-2</u>	<u>2006-3</u>	<u>2008-1</u>	<u>2008-2</u>	<u>2008-3</u>	<u>2010-1</u>	<u>2010-2</u>	<u>2010-3</u>
Before 18	1-17	0	0	0	0	0	0	0	2	0
18-19	18-19	0	0	0	0	0	0	0	20	0
20-24	20-24	0	0	0	0	0	0	0	154	0
25-29	25-29	0	0	0	0	0	0	0	283	0
30-34	30-34	0	0	0	0	0	0	0	129	0
After 35	35+	0	0	0	0	0	0	0	17	0
Don't know	98	0	0	0	0	0	0	0	34	0
No answer	99	0	0	0	0	0	0	0	11	0
Not applicable (Punches 4, 5, & 8 in HAVCHLD)	-1	2000	2000	2000	2023	2023	2023	2044	1394	2044

816. People differ in their ideas about what it takes for a young person to become an adult these days. How important is it for them to...

Get married?

[VAR: GETMAR]

<u>RESPONSE</u>	<u>PUNCH</u>	<u>YEAR</u>								
		<u>2006-1</u>	<u>2006-2</u>	<u>2006-3</u>	<u>2008-1</u>	<u>2008-2</u>	<u>2008-3</u>	<u>2010-1</u>	<u>2010-2</u>	<u>2010-3</u>
Extremely important	1	0	0	0	0	0	0	0	169	0
Quite important	2	0	0	0	0	0	0	0	206	0
Somewhat important	3	0	0	0	0	0	0	0	291	0
Not too important	4	0	0	0	0	0	0	0	422	0
Not at all important	5	0	0	0	0	0	0	0	421	0
Don't know	8	0	0	0	0	0	0	0	35	0
No answer	9	0	0	0	0	0	0	0	7	0
Not applicable	0	2000	2000	2000	2023	2023	2023	2044	493	2044

A. By what age should this normally occur?

[VAR: GETMAR1]

<u>RESPONSE</u>	<u>PUNCH</u>	<u>YEAR</u>								
		<u>2006-1</u>	<u>2006-2</u>	<u>2006-3</u>	<u>2008-1</u>	<u>2008-2</u>	<u>2008-3</u>	<u>2010-1</u>	<u>2010-2</u>	<u>2010-3</u>
Before 18	1-17	0	0	0	0	0	0	0	4	0
18-19	18-19	0	0	0	0	0	0	0	19	0
20-24	20-24	0	0	0	0	0	0	0	180	0
25-29	25-29	0	0	0	0	0	0	0	287	0
30-34	30-34	0	0	0	0	0	0	0	111	0
After 35	35+	0	0	0	0	0	0	0	26	0
Don't know	98	0	0	0	0	0	0	0	37	0
No answer	99	0	0	0	0	0	0	0	9	0
Not applicable (Punches 4, 5 & 8 in GETMAR)	-1	2000	2000	2000	2023	2023	2023	2044	1371	2044

REMARKS: The response categories have been collapsed for convenience of display.

817. When it comes to your present situation, would you consider yourself fully an adult, mostly an adult, partly an adult, or still not an adult?

[VAR: YOUADULT]

<u>RESPONSE</u>	<u>PUNCH</u>	<u>YEAR</u>								
		<u>2006-1</u>	<u>2006-2</u>	<u>2006-3</u>	<u>2008-1</u>	<u>2008-2</u>	<u>2008-3</u>	<u>2010-1</u>	<u>2010-2</u>	<u>2010-3</u>
Fully an adult	1	0	0	0	0	0	0	0	233	0
Mostly an adult	2	0	0	0	0	0	0	0	100	0
Partly an adult	3	0	0	0	0	0	0	0	38	0
Still not an adult	4	0	0	0	0	0	0	0	4	0
Don't know	8	0	0	0	0	0	0	0	0	0
No answer	9	0	0	0	0	0	0	0	1	0
Not applicable	0	2000	2000	2000	2023	2023	2023	2044	1668	2044

**Topical Module: Business
(BIZPRICE-PAYCAP)**

818. To what extent do you think that major companies in general actually do the following:

A. Offer reasonable prices on goods and services.

[VAR: BIZPRICE]

<u>RESPONSE</u>	<u>PUNCH</u>	<u>YEAR</u>								
		<u>2006-1</u>	<u>2006-2</u>	<u>2006-3</u>	<u>2008-1</u>	<u>2008-2</u>	<u>2008-3</u>	<u>2010-1</u>	<u>2010-2</u>	<u>2010-3</u>
A very little extent	1	0	0	0	0	0	0	0	0	218
A little extent	2	0	0	0	0	0	0	0	0	679
A large extent	3	0	0	0	0	0	0	0	0	317
A very large extent	4	0	0	0	0	0	0	0	0	58
Don't know	8	0	0	0	0	0	0	0	0	30
No answer	9	0	0	0	0	0	0	0	0	2
Not applicable	0	2000	2000	2000	2023	2023	2023	2044	2044	740

B. Deal honestly with people like you.

[VAR: BIZHONST]

<u>RESPONSE</u>	<u>PUNCH</u>	<u>YEAR</u>								
		<u>2006-1</u>	<u>2006-2</u>	<u>2006-3</u>	<u>2008-1</u>	<u>2008-2</u>	<u>2008-3</u>	<u>2010-1</u>	<u>2010-2</u>	<u>2010-3</u>
A very little extent	1	0	0	0	0	0	0	0	0	256
A little extent	2	0	0	0	0	0	0	0	0	632
A large extent	3	0	0	0	0	0	0	0	0	362
A very large extent	4	0	0	0	0	0	0	0	0	31
Don't know	8	0	0	0	0	0	0	0	0	23
No answer	9	0	0	0	0	0	0	0	0	0
Not applicable	0	2000	2000	2000	2023	2023	2023	2044	2044	740

819. To what extent do you think that government in general actually does the following:

A. Spends tax revenues efficiently.

[VAR: GOVEFFCT]

RESPONSE	PUNCH	YEAR								
		<u>2006-1</u>	<u>2006-2</u>	<u>2006-3</u>	<u>2008-1</u>	<u>2008-2</u>	<u>2008-3</u>	<u>2010-1</u>	<u>2010-2</u>	<u>2010-3</u>
A very little extent	1	0	0	0	0	0	0	0	0	624
A little extent	2	0	0	0	0	0	0	0	0	495
A large extent	3	0	0	0	0	0	0	0	0	124
A very large extent	4	0	0	0	0	0	0	0	0	25
Don't know	8	0	0	0	0	0	0	0	0	36
No answer	9	0	0	0	0	0	0	0	0	0
Not applicable	0	2000	2000	2000	2023	2023	2023	2044	2044	740

B. Offers services equally to all who need them.

[VAR: GOVEQALL]

RESPONSE	PUNCH	YEAR								
		<u>2006-1</u>	<u>2006-2</u>	<u>2006-3</u>	<u>2008-1</u>	<u>2008-2</u>	<u>2008-3</u>	<u>2010-1</u>	<u>2010-2</u>	<u>2010-3</u>
A very little extent	1	0	0	0	0	0	0	0	0	450
A little extent	2	0	0	0	0	0	0	0	0	576
A large extent	3	0	0	0	0	0	0	0	0	230
A very large extent	4	0	0	0	0	0	0	0	0	29
Don't know	8	0	0	0	0	0	0	0	0	18
No answer	9	0	0	0	0	0	0	0	0	1
Not applicable	0	2000	2000	2000	2023	2023	2023	2044	2044	740

819. Some people think that major companies ought to reduce the pay differences between employees with high pay and those with low pay, perhaps by reducing the pay of executives or by increasing the pay of unskilled workers. Others think that major companies should not concern themselves with reducing this pay difference between employees with high pay and those with low pay. Here is a card with a scale from 1 to 7. Think of a score of 1 as meaning that major companies ought to reduce the pay differences between employees with high pay and those with low pay, and a score of 7 meaning that major companies should not concern themselves with reducing pay differences. What score between 1 and 7 comes closest to the way you feel?

SHOW CARD B2

[VAR: PAYGAP]

<u>RESPONSE</u>	<u>PUNCH</u>	<u>YEAR</u>								
		<u>2006-1</u>	<u>2006-2</u>	<u>2006-3</u>	<u>2008-1</u>	<u>2008-2</u>	<u>2008-3</u>	<u>2010-1</u>	<u>2010-2</u>	<u>2010-3</u>
Major companies should do something to reduce pay differences between employees with high pay and those with low pay	1	0	0	0	0	0	0	0	0	258
2	2	0	0	0	0	0	0	0	0	188
3	3	0	0	0	0	0	0	0	0	270
4	4	0	0	0	0	0	0	0	0	278
5	5	0	0	0	0	0	0	0	0	139
6	6	0	0	0	0	0	0	0	0	75
Major companies should not concern themselves with pay differences	7	0	0	0	0	0	0	0	0	85
No answer	9	0	0	0	0	0	0	0	0	0
Don't know	98	0	0	0	0	0	0	0	0	11
Not applicable	0	2000	2000	2000	2023	2023	2023	2044	2044	740

REMARKS: See Also 722 - INCGAP

820. Some people think that the pay of top earners should be capped at some maximum amount, while others think that pay should not be capped. Do you think that the government should put a cap on pay?

[VAR: PAYCAP]

<u>RESPONSE</u>	<u>PUNCH</u>	<u>YEAR</u>								
		<u>2006-1</u>	<u>2006-2</u>	<u>2006-3</u>	<u>2008-1</u>	<u>2008-2</u>	<u>2008-3</u>	<u>2010-1</u>	<u>2010-2</u>	<u>2010-3</u>
Definitely should not	1	0	0	0	0	0	0	0	0	465
Probably should not	2	0	0	0	0	0	0	0	0	355
Probably should	3	0	0	0	0	0	0	0	0	269
Definitely should	4	0	0	0	0	0	0	0	0	181
Don't know	8	0	0	0	0	0	0	0	0	31
No answer	9	0	0	0	0	0	0	0	0	3
Not applicable	0	2000	2000	2000	2023	2023	2023	2044	2044	740

REMARKS: See Also 45 - EQWLTH

**Topical Module: Identity
(IDRACIMP-IDSEXFRD)**

We would like to ask you some questions about your race or ethnicity. Using a scale of 0 to 10 with 0 representing "Not At All," 10 representing "Completely," and 5 representing "In the middle," please respond to the following.

FI INSTRUCTION: IF RESPONDENT SAYS THAT RACIAL/ETHNIC TERM IS WRONG/INAPPROPRIATE, ADD A COMMENT ABOUT THIS AND INSERT WHAT RESPONDENT SAYS IS THE RIGHT TERM IN THE FOLLOWING QUESTIONS.

822. How much is being [response to RACE] an important part of how you see yourself?

HAND CARD I-1

[VAR: IDRACIMP]

RESPONSE	PUNCH	YEAR								
		2006-1	2006-2	2006-3	2008-1	2008-2	2008-3	2010-1	2010-2	2010-3
Not at all	0	0	0	0	0	0	0	0	0	180
1	1	0	0	0	0	0	0	0	0	49
2	2	0	0	0	0	0	0	0	0	41
3	3	0	0	0	0	0	0	0	0	34
4	4	0	0	0	0	0	0	0	0	36
5	5	0	0	0	0	0	0	0	0	278
6	6	0	0	0	0	0	0	0	0	60
7	7	0	0	0	0	0	0	0	0	112
8	8	0	0	0	0	0	0	0	0	90
9	9	0	0	0	0	0	0	0	0	49
Completely	10	0	0	0	0	0	0	0	0	358
Don't know	98	0	0	0	0	0	0	0	0	11
No answer	99	0	0	0	0	0	0	0	0	6
Not applicable	-1	2000	2000	2000	2023	2023	2023	2044	2044	740

A. How proud are you to be [response to RACE]?

[VAR: IDRACPRD]

<u>RESPONSE</u>	<u>PUNCH</u>	<u>YEAR</u>								
		<u>2006-1</u>	<u>2006-2</u>	<u>2006-3</u>	<u>2008-1</u>	<u>2008-2</u>	<u>2008-3</u>	<u>2010-1</u>	<u>2010-2</u>	<u>2010-3</u>
Not at all	0	0	0	0	0	0	0	0	0	107
1	1	0	0	0	0	0	0	0	0	30
2	2	0	0	0	0	0	0	0	0	34
3	3	0	0	0	0	0	0	0	0	23
4	4	0	0	0	0	0	0	0	0	22
5	5	0	0	0	0	0	0	0	0	269
6	6	0	0	0	0	0	0	0	0	27
7	7	0	0	0	0	0	0	0	0	63
8	8	0	0	0	0	0	0	0	0	86
9	9	0	0	0	0	0	0	0	0	53
Completely	10	0	0	0	0	0	0	0	0	572
Don't know	98	0	0	0	0	0	0	0	0	11
No answer	99	0	0	0	0	0	0	0	0	7
Not applicable	-1	2000	2000	2000	2023	2023	2023	2044	2044	740

B. How much do you think people in the U.S. respect [response to RACE]?

[VAR: IDRACRSP]

<u>RESPONSE</u>	<u>PUNCH</u>	<u>YEAR</u>								
		<u>2006-1</u>	<u>2006-2</u>	<u>2006-3</u>	<u>2008-1</u>	<u>2008-2</u>	<u>2008-3</u>	<u>2010-1</u>	<u>2010-2</u>	<u>2010-3</u>
Not at all	0	0	0	0	0	0	0	0	0	25
1	1	0	0	0	0	0	0	0	0	12
2	2	0	0	0	0	0	0	0	0	32
3	3	0	0	0	0	0	0	0	0	47
4	4	0	0	0	0	0	0	0	0	58
5	5	0	0	0	0	0	0	0	0	367
6	6	0	0	0	0	0	0	0	0	154
7	7	0	0	0	0	0	0	0	0	220
8	8	0	0	0	0	0	0	0	0	206
9	9	0	0	0	0	0	0	0	0	58
Completely	10	0	0	0	0	0	0	0	0	80
Don't know	98	0	0	0	0	0	0	0	0	39
No answer	99	0	0	0	0	0	0	0	0	6
Not applicable	-1	2000	2000	2000	2023	2023	2023	2044	2044	740

C. In general, how much do you find that being [response to RACE] influences or guides how you behave?

[VAR: IDRACBHV]

<u>RESPONSE</u>	<u>PUNCH</u>	<u>YEAR</u>								
		<u>2006-1</u>	<u>2006-2</u>	<u>2006-3</u>	<u>2008-1</u>	<u>2008-2</u>	<u>2008-3</u>	<u>2010-1</u>	<u>2010-2</u>	<u>2010-3</u>
Not at all	0	0	0	0	0	0	0	0	0	228
1	1	0	0	0	0	0	0	0	0	47
2	2	0	0	0	0	0	0	0	0	63
3	3	0	0	0	0	0	0	0	0	42
4	4	0	0	0	0	0	0	0	0	37
5	5	0	0	0	0	0	0	0	0	284
6	6	0	0	0	0	0	0	0	0	59
7	7	0	0	0	0	0	0	0	0	109
8	8	0	0	0	0	0	0	0	0	141
9	9	0	0	0	0	0	0	0	0	63
Completely	10	0	0	0	0	0	0	0	0	202
Don't know	98	0	0	0	0	0	0	0	0	23
No answer	99	0	0	0	0	0	0	0	0	6
Not applicable	-1	2000	2000	2000	2023	2023	2023	2044	2044	740

D. Think about how you see yourself as [response to RACE]. How much do you think your friends see you this way?

[VAR: IDRACFRD]

<u>RESPONSE</u>	<u>PUNCH</u>	<u>YEAR</u>								
		<u>2006-1</u>	<u>2006-2</u>	<u>2006-3</u>	<u>2008-1</u>	<u>2008-2</u>	<u>2008-3</u>	<u>2010-1</u>	<u>2010-2</u>	<u>2010-3</u>
Not at all	0	0	0	0	0	0	0	0	0	137
1	1	0	0	0	0	0	0	0	0	32
2	2	0	0	0	0	0	0	0	0	35
3	3	0	0	0	0	0	0	0	0	29
4	4	0	0	0	0	0	0	0	0	27
5	5	0	0	0	0	0	0	0	0	248
6	6	0	0	0	0	0	0	0	0	46
7	7	0	0	0	0	0	0	0	0	89
8	8	0	0	0	0	0	0	0	0	113
9	9	0	0	0	0	0	0	0	0	76
Completely	10	0	0	0	0	0	0	0	0	423
Don't know	98	0	0	0	0	0	0	0	0	44
No answer	99	0	0	0	0	0	0	0	0	5
Not applicable	-1	2000	2000	2000	2023	2023	2023	2044	2044	740

REMARKS: Hand Card I-1 contained punches 0-10.

823. Which of the following describes you?

[VAR: IDPARENT]

<u>RESPONSE</u>	<u>PUNCH</u>	<u>YEAR</u>								
		<u>2006-1</u>	<u>2006-2</u>	<u>2006-3</u>	<u>2008-1</u>	<u>2008-2</u>	<u>2008-3</u>	<u>2010-1</u>	<u>2010-2</u>	<u>2010-3</u>
I have had at least one child by birth, marriage, adoption, or foster care	1	0	0	0	0	0	0	0	0	995
I have not had a child by birth, marriage, adoption, or foster care	2	0	0	0	0	0	0	0	0	307
Don't know	8	0	0	0	0	0	0	0	0	1
No answer	9	0	0	0	0	0	0	0	0	1
Not applicable	0	2000	2000	2000	2023	2023	2023	2044	2044	740

824. Do you expect to be a parent in the future either by birth, marriage, adoption, or foster care?

[VAR: IDPARFUT]

<u>RESPONSE</u>	<u>PUNCH</u>	<u>YEAR</u>								
		<u>2006-1</u>	<u>2006-2</u>	<u>2006-3</u>	<u>2008-1</u>	<u>2008-2</u>	<u>2008-3</u>	<u>2010-1</u>	<u>2010-2</u>	<u>2010-3</u>
Yes	1	0	0	0	0	0	0	0	0	122
No	2	0	0	0	0	0	0	0	0	161
Uncertain	3	0	0	0	0	0	0	0	0	24
Don't know	8	0	0	0	0	0	0	0	0	0
No answer	9	0	0	0	0	0	0	0	0	0
Not applicable (Punches 1, 8 & 9 in IDPARENT)	0	2000	2000	2000	2023	2023	2023	2044	2044	1737

825. We would like to ask you some questions about being a parent, or being childless, if you are not a parent. Using a scale of 0 to 10 with 0 representing "Not At All," 10 representing "Completely," and 5 representing "In the middle," please respond to the following. How much is being {response to parentinsert} an important part of how you see yourself?

HAND CARD I-1

[VAR: IDPARIMP]

<u>RESPONSE</u>	<u>PUNCH</u>	<u>YEAR</u>								
		<u>2006-1</u>	<u>2006-2</u>	<u>2006-3</u>	<u>2008-1</u>	<u>2008-2</u>	<u>2008-3</u>	<u>2010-1</u>	<u>2010-2</u>	<u>2010-3</u>
Not at all	0	0	0	0	0	0	0	0	0	85
1	1	0	0	0	0	0	0	0	0	17
2	2	0	0	0	0	0	0	0	0	23
3	3	0	0	0	0	0	0	0	0	10
4	4	0	0	0	0	0	0	0	0	18
In the middle	5	0	0	0	0	0	0	0	0	116
6	6	0	0	0	0	0	0	0	0	30
7	7	0	0	0	0	0	0	0	0	73
8	8	0	0	0	0	0	0	0	0	136
9	9	0	0	0	0	0	0	0	0	117
Completely	10	0	0	0	0	0	0	0	0	668
Don't know	98	0	0	0	0	0	0	0	0	7
No answer	99	0	0	0	0	0	0	0	0	2
Not applicable	-1	2000	2000	2000	2023	2023	2023	2044	2044	742

A. How proud are you to be [A PARENT/NOT A PARENT]?

[VAR: IDPARPRD]

<u>RESPONSE</u>	<u>PUNCH</u>	<u>YEAR</u>								
		<u>2006-1</u>	<u>2006-2</u>	<u>2006-3</u>	<u>2008-1</u>	<u>2008-2</u>	<u>2008-3</u>	<u>2010-1</u>	<u>2010-2</u>	<u>2010-3</u>
Not at all	0	0	0	0	0	0	0	0	0	89
1	1	0	0	0	0	0	0	0	0	23
2	2	0	0	0	0	0	0	0	0	16
3	3	0	0	0	0	0	0	0	0	15
4	4	0	0	0	0	0	0	0	0	12
In the middle	5	0	0	0	0	0	0	0	0	104
6	6	0	0	0	0	0	0	0	0	14
7	7	0	0	0	0	0	0	0	0	23
8	8	0	0	0	0	0	0	0	0	80
9	9	0	0	0	0	0	0	0	0	68
Completely	10	0	0	0	0	0	0	0	0	850
Don't know	98	0	0	0	0	0	0	0	0	7
No answer	99	0	0	0	0	0	0	0	0	1
Not applicable	-1	2000	2000	2000	2023	2023	2023	2044	2044	742

B. How much do you think people in the US respect [BEING A PARENT/BEING NOT A PARENT]?

[VAR: IDPARRSP]

<u>RESPONSE</u>	<u>PUNCH</u>	<u>YEAR</u>								
		<u>2006-1</u>	<u>2006-2</u>	<u>2006-3</u>	<u>2008-1</u>	<u>2008-2</u>	<u>2008-3</u>	<u>2010-1</u>	<u>2010-2</u>	<u>2010-3</u>
Not at all	0	0	0	0	0	0	0	0	0	20
1	1	0	0	0	0	0	0	0	0	10
2	2	0	0	0	0	0	0	0	0	47
3	3	0	0	0	0	0	0	0	0	47
4	4	0	0	0	0	0	0	0	0	59
In the middle	5	0	0	0	0	0	0	0	0	310
6	6	0	0	0	0	0	0	0	0	104
7	7	0	0	0	0	0	0	0	0	193
8	8	0	0	0	0	0	0	0	0	229
9	9	0	0	0	0	0	0	0	0	80
Completely	10	0	0	0	0	0	0	0	0	165
Don't know	98	0	0	0	0	0	0	0	0	36
No answer	99	0	0	0	0	0	0	0	0	2
Not applicable	-1	2000	2000	2000	2023	2023	2023	2044	2044	742

C. In general, how much do you find that being [A PARENT/NOT A PARENT] influences or guides how you behave?

[VAR: IDPARBHV]

<u>RESPONSE</u>	<u>PUNCH</u>	<u>YEAR</u>								
		<u>2006-1</u>	<u>2006-2</u>	<u>2006-3</u>	<u>2008-1</u>	<u>2008-2</u>	<u>2008-3</u>	<u>2010-1</u>	<u>2010-2</u>	<u>2010-3</u>
Not at all	0	0	0	0	0	0	0	0	0	64
1	1	0	0	0	0	0	0	0	0	13
2	2	0	0	0	0	0	0	0	0	11
3	3	0	0	0	0	0	0	0	0	10
4	4	0	0	0	0	0	0	0	0	12
In the middle	5	0	0	0	0	0	0	0	0	83
6	6	0	0	0	0	0	0	0	0	33
7	7	0	0	0	0	0	0	0	0	98
8	8	0	0	0	0	0	0	0	0	205
9	9	0	0	0	0	0	0	0	0	164
Completely	10	0	0	0	0	0	0	0	0	597
Don't know	98	0	0	0	0	0	0	0	0	10
No answer	99	0	0	0	0	0	0	0	0	2
Not applicable	-1	2000	2000	2000	2023	2023	2023	2044	2044	742

D. Think about how you see yourself as [A PARENT/NOT A PARENT]. How much do you think friends see you this way?

[VAR: IDPARFRD]

<u>RESPONSE</u>	<u>PUNCH</u>	<u>YEAR</u>								
		<u>2006-1</u>	<u>2006-2</u>	<u>2006-3</u>	<u>2008-1</u>	<u>2008-2</u>	<u>2008-3</u>	<u>2010-1</u>	<u>2010-2</u>	<u>2010-3</u>
Not at all	0	0	0	0	0	0	0	0	0	60
1	1	0	0	0	0	0	0	0	0	9
2	2	0	0	0	0	0	0	0	0	9
3	3	0	0	0	0	0	0	0	0	18
4	4	0	0	0	0	0	0	0	0	17
In the middle	5	0	0	0	0	0	0	0	0	140
6	6	0	0	0	0	0	0	0	0	66
7	7	0	0	0	0	0	0	0	0	121
8	8	0	0	0	0	0	0	0	0	210
9	9	0	0	0	0	0	0	0	0	136
Completely	10	0	0	0	0	0	0	0	0	479
Don't know	98	0	0	0	0	0	0	0	0	33
No answer	99	0	0	0	0	0	0	0	0	4
Not applicable	-1	2000	2000	2000	2023	2023	2023	2044	2044	742

REMARKS: Hand Card I-1 contained punches 0-10.

826. We would like to ask you some questions about your gender. Using a scale of 0 to 10 with 0 representing "Not At All," 10 representing "Completely," and 5 representing "In the middle," please respond to the following. How much is being a [RESPONSE TO GENDER] an important part of how you see yourself?

HAND
CARD I-1

[VAR: IDSEXIMP]

RESPONSE	PUNCH	YEAR								
		<u>2006-1</u>	<u>2006-2</u>	<u>2006-3</u>	<u>2008-1</u>	<u>2008-2</u>	<u>2008-3</u>	<u>2010-1</u>	<u>2010-2</u>	<u>2010-3</u>
Not at all	0	0	0	0	0	0	0	0	0	25
1	1	0	0	0	0	0	0	0	0	8
2	2	0	0	0	0	0	0	0	0	6
3	3	0	0	0	0	0	0	0	0	13
4	4	0	0	0	0	0	0	0	0	10
In the middle	5	0	0	0	0	0	0	0	0	139
6	6	0	0	0	0	0	0	0	0	41
7	7	0	0	0	0	0	0	0	0	107
8	8	0	0	0	0	0	0	0	0	151
9	9	0	0	0	0	0	0	0	0	95
Completely	10	0	0	0	0	0	0	0	0	697
Don't know	98	0	0	0	0	0	0	0	0	8
No answer	99	0	0	0	0	0	0	0	0	4
Not applicable	-1	2000	2000	2000	2023	2023	2023	2044	2044	740

A. How proud are you to be a [RESPONSE TO GENDER]?

[VAR: IDSEXPRD]

RESPONSE	PUNCH	YEAR								
		<u>2006-1</u>	<u>2006-2</u>	<u>2006-3</u>	<u>2008-1</u>	<u>2008-2</u>	<u>2008-3</u>	<u>2010-1</u>	<u>2010-2</u>	<u>2010-3</u>
Not at all	0	0	0	0	0	0	0	0	0	18
1	1	0	0	0	0	0	0	0	0	9
2	2	0	0	0	0	0	0	0	0	5
3	3	0	0	0	0	0	0	0	0	4
4	4	0	0	0	0	0	0	0	0	4
In the middle	5	0	0	0	0	0	0	0	0	110
6	6	0	0	0	0	0	0	0	0	29
7	7	0	0	0	0	0	0	0	0	79
8	8	0	0	0	0	0	0	0	0	118
9	9	0	0	0	0	0	0	0	0	76
Completely	10	0	0	0	0	0	0	0	0	842
Don't know	98	0	0	0	0	0	0	0	0	7
No answer	99	0	0	0	0	0	0	0	0	3
Not applicable	-1	2000	2000	2000	2023	2023	2023	2044	2044	740

B. How much do you think people in the US respect [RESPONSE TO GENDER]?

[VAR: IDSEXRSP]

<u>RESPONSE</u>	<u>PUNCH</u>	<u>YEAR</u>								
		<u>2006-1</u>	<u>2006-2</u>	<u>2006-3</u>	<u>2008-1</u>	<u>2008-2</u>	<u>2008-3</u>	<u>2010-1</u>	<u>2010-2</u>	<u>2010-3</u>
Not at all	0	0	0	0	0	0	0	0	0	10
1	1	0	0	0	0	0	0	0	0	7
2	2	0	0	0	0	0	0	0	0	12
3	3	0	0	0	0	0	0	0	0	34
4	4	0	0	0	0	0	0	0	0	71
In the middle	5	0	0	0	0	0	0	0	0	344
6	6	0	0	0	0	0	0	0	0	153
7	7	0	0	0	0	0	0	0	0	277
8	8	0	0	0	0	0	0	0	0	207
9	9	0	0	0	0	0	0	0	0	51
Completely	10	0	0	0	0	0	0	0	0	117
Don't know	98	0	0	0	0	0	0	0	0	19
No answer	99	0	0	0	0	0	0	0	0	2
Not applicable	-1	2000	2000	2000	2023	2023	2023	2044	2044	740

C. In general, how much do you find that being a [RESPONSE TO GENDER] influences or guides how you behave?

[VAR: IDSEXBHV]

<u>RESPONSE</u>	<u>PUNCH</u>	<u>YEAR</u>								
		<u>2006-1</u>	<u>2006-2</u>	<u>2006-3</u>	<u>2008-1</u>	<u>2008-2</u>	<u>2008-3</u>	<u>2010-1</u>	<u>2010-2</u>	<u>2010-3</u>
Not at all	0	0	0	0	0	0	0	0	0	30
1	1	0	0	0	0	0	0	0	0	6
2	2	0	0	0	0	0	0	0	0	11
3	3	0	0	0	0	0	0	0	0	12
4	4	0	0	0	0	0	0	0	0	7
In the middle	5	0	0	0	0	0	0	0	0	148
6	6	0	0	0	0	0	0	0	0	59
7	7	0	0	0	0	0	0	0	0	156
8	8	0	0	0	0	0	0	0	0	221
9	9	0	0	0	0	0	0	0	0	139
Completely	10	0	0	0	0	0	0	0	0	501
Don't know	98	0	0	0	0	0	0	0	0	10
No answer	99	0	0	0	0	0	0	0	0	4
Not applicable	-1	2000	2000	2000	2023	2023	2023	2044	2044	740

D. Think about how you see yourself as a [RESPONSE TO GENDER]. How much do you think friends see you this way?

[VAR: IDSEFRD]

<u>RESPONSE</u>	<u>PUNCH</u>	<u>YEAR</u>								
		<u>2006-1</u>	<u>2006-2</u>	<u>2006-3</u>	<u>2008-1</u>	<u>2008-2</u>	<u>2008-3</u>	<u>2010-1</u>	<u>2010-2</u>	<u>2010-3</u>
Not at all	0	0	0	0	0	0	0	0	0	14
1	1	0	0	0	0	0	0	0	0	3
2	2	0	0	0	0	0	0	0	0	6
3	3	0	0	0	0	0	0	0	0	6
4	4	0	0	0	0	0	0	0	0	7
In the middle	5	0	0	0	0	0	0	0	0	134
6	6	0	0	0	0	0	0	0	0	62
7	7	0	0	0	0	0	0	0	0	119
8	8	0	0	0	0	0	0	0	0	220
9	9	0	0	0	0	0	0	0	0	140
Completely	10	0	0	0	0	0	0	0	0	563
Don't know	98	0	0	0	0	0	0	0	0	25
No answer	99	0	0	0	0	0	0	0	0	5
Not applicable	-1	2000	2000	2000	2023	2023	2023	2044	2044	740

REMARKS: Hand Card I-1 contained punches 0-10.

**Topical Module: Inequality
(INEQ3A-CHANCE)**

827. Do you agree or disagree...

HAND CARD J1

A. Inequality continues to exist because it benefits the rich and powerful.

[VAR: INEQ3A]

<u>RESPONSE</u>	<u>PUNCH</u>	<u>YEAR</u>								
		<u>2006-1</u>	<u>2006-2</u>	<u>2006-3</u>	<u>2008-1</u>	<u>2008-2</u>	<u>2008-3</u>	<u>2010-1</u>	<u>2010-2</u>	<u>2010-3</u>
Strongly agree	1	0	0	0	0	0	0	0	0	193
Somewhat agree	2	0	0	0	0	0	0	0	0	247
Somewhat disagree	3	0	0	0	0	0	0	0	0	106
Strongly disagree	4	0	0	0	0	0	0	0	0	41
Don't know	8	0	0	0	0	0	0	0	0	12
No answer	9	0	0	0	0	0	0	0	0	2
Not applicable	0	2000	2000	2000	2023	2023	2023	2044	2044	1443

B. Private schools should be abolished.

[VAR: NOPRVSCH]

<u>RESPONSE</u>	<u>PUNCH</u>	<u>YEAR</u>								
		<u>2006-1</u>	<u>2006-2</u>	<u>2006-3</u>	<u>2008-1</u>	<u>2008-2</u>	<u>2008-3</u>	<u>2010-1</u>	<u>2010-2</u>	<u>2010-3</u>
Strongly agree	1	0	0	0	0	0	0	0	0	13
Somewhat agree	2	0	0	0	0	0	0	0	0	38
Somewhat disagree	3	0	0	0	0	0	0	0	0	169
Strongly disagree	4	0	0	0	0	0	0	0	0	373
Don't know	8	0	0	0	0	0	0	0	0	7
No answer	9	0	0	0	0	0	0	0	0	1
Not applicable	0	2000	2000	2000	2023	2023	2023	2044	2044	1443

C. There is one law for the rich and one for the poor.

[VAR: LAWINEQ]

<u>RESPONSE</u>	<u>PUNCH</u>	<u>YEAR</u>								
		<u>2006-1</u>	<u>2006-2</u>	<u>2006-3</u>	<u>2008-1</u>	<u>2008-2</u>	<u>2008-3</u>	<u>2010-1</u>	<u>2010-2</u>	<u>2010-3</u>
Strongly agree	1	0	0	0	0	0	0	0	0	131
Somewhat agree	2	0	0	0	0	0	0	0	0	183
Somewhat disagree	3	0	0	0	0	0	0	0	0	112
Strongly disagree	4	0	0	0	0	0	0	0	0	167
Don't know	8	0	0	0	0	0	0	0	0	6
No answer	9	0	0	0	0	0	0	0	0	2
Not applicable	0	2000	2000	2000	2023	2023	2023	2044	2044	1443

D. We should strive to make incomes as equal as possible.

[VAR: LEVELINC]

<u>RESPONSE</u>	<u>PUNCH</u>	<u>YEAR</u>								
		<u>2006-1</u>	<u>2006-2</u>	<u>2006-3</u>	<u>2008-1</u>	<u>2008-2</u>	<u>2008-3</u>	<u>2010-1</u>	<u>2010-2</u>	<u>2010-3</u>
Strongly agree	1	0	0	0	0	0	0	0	0	147
Somewhat agree	2	0	0	0	0	0	0	0	0	168
Somewhat disagree	3	0	0	0	0	0	0	0	0	152
Strongly disagree	4	0	0	0	0	0	0	0	0	127
Don't know	8	0	0	0	0	0	0	0	0	2
No answer	9	0	0	0	0	0	0	0	0	5
Not applicable	0	2000	2000	2000	2023	2023	2023	2044	2044	1443

E. Big business benefits owners at the expense of workers.

[VAR: BIGBIZ]

<u>RESPONSE</u>	<u>PUNCH</u>	<u>YEAR</u>								
		<u>2006-1</u>	<u>2006-2</u>	<u>2006-3</u>	<u>2008-1</u>	<u>2008-2</u>	<u>2008-3</u>	<u>2010-1</u>	<u>2010-2</u>	<u>2010-3</u>
Strongly agree	1	0	0	0	0	0	0	0	0	210
Somewhat agree	2	0	0	0	0	0	0	0	0	261
Somewhat disagree	3	0	0	0	0	0	0	0	0	79
Strongly disagree	4	0	0	0	0	0	0	0	0	40
Don't know	8	0	0	0	0	0	0	0	0	8
No answer	9	0	0	0	0	0	0	0	0	3
Not applicable	0	2000	2000	2000	2023	2023	2023	2044	2044	1443

F. To promote the public good, the government should confiscate all wealth over and above what people actually need to live on decently.

[VAR: TAKEWLTH]

<u>RESPONSE</u>	<u>PUNCH</u>	<u>YEAR</u>								
		<u>2006-1</u>	<u>2006-2</u>	<u>2006-3</u>	<u>2008-1</u>	<u>2008-2</u>	<u>2008-3</u>	<u>2010-1</u>	<u>2010-2</u>	<u>2010-3</u>
Strongly agree	1	0	0	0	0	0	0	0	0	19
Somewhat agree	2	0	0	0	0	0	0	0	0	46
Somewhat disagree	3	0	0	0	0	0	0	0	0	103
Strongly disagree	4	0	0	0	0	0	0	0	0	421
Don't know	8	0	0	0	0	0	0	0	0	10
No answer	9	0	0	0	0	0	0	0	0	2
Not applicable	0	2000	2000	2000	2023	2023	2023	2044	2044	1443

G. The government should not control wages by legislation.

[VAR: SETWAGES]

<u>RESPONSE</u>	<u>PUNCH</u>	<u>YEAR</u>								
		<u>2006-1</u>	<u>2006-2</u>	<u>2006-3</u>	<u>2008-1</u>	<u>2008-2</u>	<u>2008-3</u>	<u>2010-1</u>	<u>2010-2</u>	<u>2010-3</u>
Strongly agree	1	0	0	0	0	0	0	0	0	181
Somewhat agree	2	0	0	0	0	0	0	0	0	159
Somewhat disagree	3	0	0	0	0	0	0	0	0	158
Strongly disagree	4	0	0	0	0	0	0	0	0	90
Don't know	8	0	0	0	0	0	0	0	0	11
No answer	9	0	0	0	0	0	0	0	0	2
Not applicable	0	2000	2000	2000	2023	2023	2023	2044	2044	1443

H. It's just a matter of chance whether a person's life turns out well or poorly.

[VAR: CHANCE]

<u>RESPONSE</u>	<u>PUNCH</u>	<u>YEAR</u>								
		<u>2006-1</u>	<u>2006-2</u>	<u>2006-3</u>	<u>2008-1</u>	<u>2008-2</u>	<u>2008-3</u>	<u>2010-1</u>	<u>2010-2</u>	<u>2010-3</u>
Strongly agree	1	0	0	0	0	0	0	0	0	45
Somewhat agree	2	0	0	0	0	0	0	0	0	126
Somewhat disagree	3	0	0	0	0	0	0	0	0	182
Strongly disagree	4	0	0	0	0	0	0	0	0	241
Don't know	8	0	0	0	0	0	0	0	0	6
No answer	9	0	0	0	0	0	0	0	0	1
Not applicable	0	2000	2000	2000	2023	2023	2023	2044	2044	1443

REMARKS: Hand Card J1 contained punches 1-5.

**Topical Module: Socio-Political Participation
(INTLPOL-ACTIVISM)**

828. How interested are you in politics and national affairs? Are you very interested, somewhat interested, only slightly interested, or not at all interested?

[VAR: INTLPOL]

<u>RESPONSE</u>	<u>PUNCH</u>	<u>YEAR</u>								
		<u>2006-1</u>	<u>2006-2</u>	<u>2006-3</u>	<u>2008-1</u>	<u>2008-2</u>	<u>2008-3</u>	<u>2010-1</u>	<u>2010-2</u>	<u>2010-3</u>
Very interested	1	0	0	0	0	0	0	0	0	310
Somewhat interested	2	0	0	0	0	0	0	0	0	515
Only slightly interested	3	0	0	0	0	0	0	0	0	306
Not at all interested	4	0	0	0	0	0	0	0	0	173
Don't know	8	0	0	0	0	0	0	0	0	0
No answer	9	0	0	0	0	0	0	0	0	0
Not applicable	0	2000	2000	2000	2023	2023	2023	2044	2044	740

829. During elections, do you ever try to show people why they should vote for one of the parties or candidates?
Do you do that often, sometimes, rarely or never?

[VAR: SWAYVOTE]

<u>RESPONSE</u>	<u>PUNCH</u>	<u>YEAR</u>								
		<u>2006-1</u>	<u>2006-2</u>	<u>2006-3</u>	<u>2008-1</u>	<u>2008-2</u>	<u>2008-3</u>	<u>2010-1</u>	<u>2010-2</u>	<u>2010-3</u>
Often	1	0	0	0	0	0	0	0	0	107
Sometimes	2	0	0	0	0	0	0	0	0	274
Rarely	3	0	0	0	0	0	0	0	0	282
Never	4	0	0	0	0	0	0	0	0	640
Don't know	8	0	0	0	0	0	0	0	0	0
No answer	9	0	0	0	0	0	0	0	0	1
Not applicable	0	2000	2000	2000	2023	2023	2023	2044	2044	740

830. In the past three or four years, have you contributed money to a political party or candidate or to any other political cause?

[VAR: POLRALLY]

<u>RESPONSE</u>	<u>PUNCH</u>	<u>YEAR</u>								
		<u>2006-1</u>	<u>2006-2</u>	<u>2006-3</u>	<u>2008-1</u>	<u>2008-2</u>	<u>2008-3</u>	<u>2010-1</u>	<u>2010-2</u>	<u>2010-3</u>
Yes	1	0	0	0	0	0	0	0	0	256
No	2	0	0	0	0	0	0	0	0	1048
Don't know	8	0	0	0	0	0	0	0	0	0
No answer	9	0	0	0	0	0	0	0	0	0
Not applicable	0	2000	2000	2000	2023	2023	2023	2044	2044	740

831. What about local elections—do you always vote in those, do you sometimes miss one, or do you rarely vote, or do you never vote?

[VAR: LOCVOTE]

<u>RESPONSE</u>	<u>PUNCH</u>	<u>YEAR</u>								
		<u>2006-1</u>	<u>2006-2</u>	<u>2006-3</u>	<u>2008-1</u>	<u>2008-2</u>	<u>2008-3</u>	<u>2010-1</u>	<u>2010-2</u>	<u>2010-3</u>
Always vote in those	1	0	0	0	0	0	0	0	0	393
Sometimes miss one	2	0	0	0	0	0	0	0	0	452
Rarely vote	3	0	0	0	0	0	0	0	0	212
Never vote	4	0	0	0	0	0	0	0	0	244
Don't know	8	0	0	0	0	0	0	0	0	0
No answer	9	0	0	0	0	0	0	0	0	3
Not applicable	0	2000	2000	2000	2023	2023	2023	2044	2044	740

832. Have you ever personally gone to see, or spoken to, or written to—some member of local government or some other person of influence in the community about some needs or problems?

[VAR: LOCLOBBY]

<u>RESPONSE</u>	<u>PUNCH</u>	<u>YEAR</u>								
		<u>2006-1</u>	<u>2006-2</u>	<u>2006-3</u>	<u>2008-1</u>	<u>2008-2</u>	<u>2008-3</u>	<u>2010-1</u>	<u>2010-2</u>	<u>2010-3</u>
Yes	1	0	0	0	0	0	0	0	0	488
No	2	0	0	0	0	0	0	0	0	814
Don't know	8	0	0	0	0	0	0	0	0	1
No answer	9	0	0	0	0	0	0	0	0	1
Not applicable	0	2000	2000	2000	2023	2023	2023	2044	2044	740

833. Have you ever worked with others in this community to try to solve some community problems?

[VAR: LOCPROB]

<u>RESPONSE</u>	<u>PUNCH</u>	<u>YEAR</u>								
		<u>2006-1</u>	<u>2006-2</u>	<u>2006-3</u>	<u>2008-1</u>	<u>2008-2</u>	<u>2008-3</u>	<u>2010-1</u>	<u>2010-2</u>	<u>2010-3</u>
Yes	1	0	0	0	0	0	0	0	0	474
No	2	0	0	0	0	0	0	0	0	826
Don't know	8	0	0	0	0	0	0	0	0	4
No answer	9	0	0	0	0	0	0	0	0	0
Not applicable	0	2000	2000	2000	2023	2023	2023	2044	2044	740

834. Have you participated in any demonstrations, protests, boycotts, or marches?

[VAR: ACTIVISM]

<u>RESPONSE</u>	<u>PUNCH</u>	<u>YEAR</u>								
		<u>2006-1</u>	<u>2006-2</u>	<u>2006-3</u>	<u>2008-1</u>	<u>2008-2</u>	<u>2008-3</u>	<u>2010-1</u>	<u>2010-2</u>	<u>2010-3</u>
Yes	1	0	0	0	0	0	0	0	0	238
No	2	0	0	0	0	0	0	0	0	1066
Don't know	8	0	0	0	0	0	0	0	0	0
No answer	9	0	0	0	0	0	0	0	0	0
Not applicable	0	2000	2000	2000	2023	2023	2023	2044	2044	740

**Topical Module: Social Isolation
(LACKFRND, LEFTOUT, ISOLATED)**

835. How often do you feel that you lack companionship?

[VAR: LACKFRND]

<u>RESPONSE</u>	<u>PUNCH</u>	<u>YEAR</u>								
		<u>2006-1</u>	<u>2006-2</u>	<u>2006-3</u>	<u>2008-1</u>	<u>2008-2</u>	<u>2008-3</u>	<u>2010-1</u>	<u>2010-2</u>	<u>2010-3</u>
Often	1	0	0	0	0	0	0	0	0	142
Sometimes	2	0	0	0	0	0	0	0	0	299
Rarely	3	0	0	0	0	0	0	0	0	341
Never	4	0	0	0	0	0	0	0	0	515
Don't know	8	0	0	0	0	0	0	0	0	3
No answer	9	0	0	0	0	0	0	0	0	4
Not applicable	0	2000	2000	2000	2023	2023	2023	2044	2044	740

836. How often do you feel left out?

[VAR: LEFTOUT]

<u>RESPONSE</u>	<u>PUNCH</u>	<u>YEAR</u>								
		<u>2006-1</u>	<u>2006-2</u>	<u>2006-3</u>	<u>2008-1</u>	<u>2008-2</u>	<u>2008-3</u>	<u>2010-1</u>	<u>2010-2</u>	<u>2010-3</u>
Often	1	0	0	0	0	0	0	0	0	73
Sometimes	2	0	0	0	0	0	0	0	0	309
Rarely	3	0	0	0	0	0	0	0	0	465
Never	4	0	0	0	0	0	0	0	0	452
Don't know	8	0	0	0	0	0	0	0	0	3
No answer	9	0	0	0	0	0	0	0	0	2
Not applicable	0	2000	2000	2000	2023	2023	2023	2044	2044	740

837. How often do you feel isolated from others?

[VAR: ISOLATED]

<u>RESPONSE</u>	<u>PUNCH</u>	<u>YEAR</u>								
		<u>2006-1</u>	<u>2006-2</u>	<u>2006-3</u>	<u>2008-1</u>	<u>2008-2</u>	<u>2008-3</u>	<u>2010-1</u>	<u>2010-2</u>	<u>2010-3</u>
Often	1	0	0	0	0	0	0	0	0	72
Sometimes	2	0	0	0	0	0	0	0	0	236
Rarely	3	0	0	0	0	0	0	0	0	427
Never	4	0	0	0	0	0	0	0	0	567
Don't know	8	0	0	0	0	0	0	0	0	0
No answer	9	0	0	0	0	0	0	0	0	2
Not applicable	0	2000	2000	2000	2023	2023	2023	2044	2044	740

**Topical Module: Wealth and Assets
(WLTHSUM-SPENDMOR)**

838. The next question is about (your/your household's) wealth. This Wealth Categories Card shows items that we include in wealth. First, add the value of your house, your vehicles, stocks and mutual funds, cash, checking accounts, retirement accounts including 401(k) and pension assets, and any other assets. Then, subtract what you owe for your mortgage and your other debts. Now, which of the categories on this Wealth Levels Card shows your best estimate of your total wealth? Please just read off the letter.

HAND CARD M1

Add the values of these

House	Retirement accounts Including 401Ks	Pension assets
Vehicles	Checking accounts	Any other assets
Stocks and mutual funds	Cash	

Subtract the values of these

What is owed on the mortgage	All other debts
------------------------------	-----------------

[VAR: WLTHSUM]

<u>RESPONSE</u>	<u>PUNCH</u>	<u>YEAR</u>								
		<u>2006-1</u>	<u>2006-2</u>	<u>2006-3</u>	<u>2008-1</u>	<u>2008-2</u>	<u>2008-3</u>	<u>2010-1</u>	<u>2010-2</u>	<u>2010-3</u>
Less than \$5,000	1	0	0	0	0	0	0	0	0	58
\$5000 to \$20,000	2	0	0	0	0	0	0	0	0	48
\$20,000 to \$40,000	3	0	0	0	0	0	0	0	0	32
\$40,000 to \$75,000	4	0	0	0	0	0	0	0	0	44
\$75,000 to \$100,000	5	0	0	0	0	0	0	0	0	17
\$100,000 to \$150,000	6	0	0	0	0	0	0	0	0	33
\$150,000 to \$250,000	7	0	0	0	0	0	0	0	0	23
\$250,000 to \$500,000	8	0	0	0	0	0	0	0	0	48
\$500,000 to \$1 million	9	0	0	0	0	0	0	0	0	30
\$1 million to \$2 million	10	0	0	0	0	0	0	0	0	16
\$2 million to \$3 million	11	0	0	0	0	0	0	0	0	4
\$3 million to \$4 million	12	0	0	0	0	0	0	0	0	1
\$4 million to \$5 million	13	0	0	0	0	0	0	0	0	1
\$5 million to \$10 million	14	0	0	0	0	0	0	0	0	2
Above \$10 million	15	0	0	0	0	0	0	0	0	0
Don't know	98	0	0	0	0	0	0	0	0	16
No answer	99	0	0	0	0	0	0	0	0	29
Not applicable	0	2000	2000	2000	2023	2023	2023	2044	2044	1642

REMARKS: Hand Card M1 contained punches 1-15.

839. Now I'm going to ask about stocks that (you/your household) personally (own/owns). Include only stocks that are traded on a public stock exchange. Do not include stocks held through pension or retirement accounts. Do not include bonds, mutual funds, or any other financial assets other than publically-traded stocks. (Do you/Does you or someone in your household) personally own any stock that is traded on a public exchange?

[VAR: HAVSTOCK]

<u>RESPONSE</u>	<u>PUNCH</u>	<u>YEAR</u>								
		<u>2006-1</u>	<u>2006-2</u>	<u>2006-3</u>	<u>2008-1</u>	<u>2008-2</u>	<u>2008-3</u>	<u>2010-1</u>	<u>2010-2</u>	<u>2010-3</u>
Yes	1	0	0	0	0	0	0	0	0	184
No	2	0	0	0	0	0	0	0	0	692
Don't know	8	0	0	0	0	0	0	0	0	18
No answer	9	0	0	0	0	0	0	0	0	8
Not applicable	0	2000	2000	2000	2023	2023	2023	2044	2044	1142

840. We would like to know if (you/you or someone in your household) (own/owns) a private business, including a farm, professional practice, or partnership, or have investments in a business that is NOT traded on a public stock exchange. Do (you/you or someone in your household) own or own part of a private business?

[VAR: PRIVBIZ]

<u>RESPONSE</u>	<u>PUNCH</u>	<u>YEAR</u>								
		<u>2006-1</u>	<u>2006-2</u>	<u>2006-3</u>	<u>2008-1</u>	<u>2008-2</u>	<u>2008-3</u>	<u>2010-1</u>	<u>2010-2</u>	<u>2010-3</u>
Yes	1	0	0	0	0	0	0	0	0	138
No	2	0	0	0	0	0	0	0	0	761
Don't know	8	0	0	0	0	0	0	0	0	2
No answer	9	0	0	0	0	0	0	0	0	1
Not applicable	0	2000	2000	2000	2023	2023	2023	2044	2044	1142

841. Now, we'd like to ask about debts. Debts include items such as a mortgage, rent, a car loan, a credit card bill, student loan, medical bill, loans from friends, or any other debts for which you are responsible. In the past year, (were you/was your household) ever behind by two months or more in paying any debts (you/your household) owed?

[VAR: OWEDEBTS]

<u>RESPONSE</u>	<u>PUNCH</u>	<u>YEAR</u>								
		<u>2006-1</u>	<u>2006-2</u>	<u>2006-3</u>	<u>2008-1</u>	<u>2008-2</u>	<u>2008-3</u>	<u>2010-1</u>	<u>2010-2</u>	<u>2010-3</u>
Yes	1	0	0	0	0	0	0	0	0	160
No	2	0	0	0	0	0	0	0	0	735
Don't know	8	0	0	0	0	0	0	0	0	2
No answer	9	0	0	0	0	0	0	0	0	5
Not applicable	0	2000	2000	2000	2023	2023	2023	2044	2044	1142

842. If you had to guess, did (you/your household) spend more than (your/your household's) income in the past year?

[VAR: SPENDMOR]

<u>RESPONSE</u>	<u>PUNCH</u>	<u>YEAR</u>								
		<u>2006-1</u>	<u>2006-2</u>	<u>2006-3</u>	<u>2008-1</u>	<u>2008-2</u>	<u>2008-3</u>	<u>2010-1</u>	<u>2010-2</u>	<u>2010-3</u>
Yes	1	0	0	0	0	0	0	0	0	209
No	2	0	0	0	0	0	0	0	0	685
Don't know	8	0	0	0	0	0	0	0	0	5
No answer	9	0	0	0	0	0	0	0	0	3
Not applicable	0	2000	2000	2000	2023	2023	2023	2044	2044	1142

**WAR AND INTERNATIONAL
(USWAR, USWARY, VETYEARS)**

843. Do you expect the United States to fight in another war within the next ten years?

[VAR: USWAR]

<u>RESPONSE</u>	<u>PUNCH</u>	<u>YEAR</u>								
		<u>2006-1</u>	<u>2006-2</u>	<u>2006-3</u>	<u>2008-1</u>	<u>2008-2</u>	<u>2008-3</u>	<u>2010-1</u>	<u>2010-2</u>	<u>2010-3</u>
Yes	1	0	0	275	0	349	323	508	399	375
No	2	0	0	112	0	128	87	212	157	92
Don't know	8	0	0	18	0	28	13	43	23	22
No answer	9	0	0	0	0	0	1	0	0	0
Not applicable	0	2000	2000	1595	2023	1518	1599	1281	1465	1555

844. Do you expect the United States to fight in another world war within the next ten years?

[VAR: USWARY]

<u>RESPONSE</u>	<u>PUNCH</u>	<u>YEAR</u>								
		<u>2006-1</u>	<u>2006-2</u>	<u>2006-3</u>	<u>2008-1</u>	<u>2008-2</u>	<u>2008-3</u>	<u>2010-1</u>	<u>2010-2</u>	<u>2010-3</u>
Yes	1	747	499	205	652	281	222	336	257	218
No	2	473	445	207	590	217	180	302	223	171
Don't know	8	91	16	23	22	23	22	29	21	24
No answer	9	0	43	0	65	0	1	0	0	0
Not applicable	0	689	997	1565	694	1502	1598	1377	1543	1631

845. Have you ever been on active duty for military training or service for two consecutive months or more?

IF YES: What was your total time on active duty?

[VAR: VETYEARS]

<u>RESPONSE</u>	<u>PUNCH</u>	<u>YEAR</u>								
		<u>2006-1</u>	<u>2006-2</u>	<u>2006-3</u>	<u>2008-1</u>	<u>2008-2</u>	<u>2008-3</u>	<u>2010-1</u>	<u>2010-2</u>	<u>2010-3</u>
No active duty	0	0	0	0	0	1381	0	1825	1392	1168
Yes, less than 2 years	1	0	0	0	0	43	0	48	39	28
Yes, 2-4 years	2	0	0	0	0	95	0	106	75	67
Yes, more than 4 years	3	0	0	0	0	62	0	63	44	41
Some, don't know how long	4	0	0	0	0	0	0	1	0	0
No answer	9	0	0	0	0	0	0	1	1	0
Not applicable	-1	2000	2000	2000	2023	442	2023	0	493	740

**Occupation
(ISCO681- SPSEI)**

846. Respondent's occupation (International Standard Classification Codes-1968)

[VAR: ISCO681]

<u>RESPONSE</u>	<u>PUNCH</u>	<u>YEAR</u>								
		<u>2006-1</u>	<u>2006-2</u>	<u>2006-3</u>	<u>2008-1</u>	<u>2008-2</u>	<u>2008-3</u>	<u>2010-1</u>	<u>2010-2</u>	<u>2010-3</u>
Professional, technical and related workers	1-1999	493	404	355	460	385	0	453	0	0
Administrative & managerial workers	2000-2197	169	132	106	198	148	0	196	0	0
Clerical & related workers	3000-3999	279	242	185	272	227	0	283	0	0
Sales workers	4000-4999	203	125	136	164	155	0	202	0	0
Service workers	5000-5999	293	218	190	323	255	0	335	0	0
Agriculture, animal husbandry & forestry workers, fishermen	6000-6999	38	27	22	43	37	0	40	0	0
Production & related workers, transport, equipment operators and laborers	7000-9997	418	313	228	461	316	0	381	0	0
Not applicable	0	107	539	778	102	500	2023	154	2044	2044

REMARKS: These questions have been converted from cases coded according to the 1980 U.S. Census Classification of Occupations and Industries into the International Standard Classification codes. These are based on a preliminary conversion scheme and may be revised later. Adding the ISCO-68 codes facilitates the comparison of the GSS with many cross-national studies. The above collapsed numbers are presented for convenience of display only. Punch 0 includes all respondents who have no occupation.

847. Occupation of respondent's father (International Standard Classification Codes-1968)

[VAR: PAISC681]

<u>RESPONSE</u>	<u>PUNCH</u>	<u>YEAR</u>								
		<u>2006-1</u>	<u>2006-2</u>	<u>2006-3</u>	<u>2008-1</u>	<u>2008-2</u>	<u>2008-3</u>	<u>2010-1</u>	<u>2010-2</u>	<u>2010-3</u>
Professional, technical and related workers	1-1995	227	185	156	227	194	0	237	0	0
Administrative & managerial workers	2000-2197	139	104	103	138	114	0	166	0	0
Clerical & related workers	3000-3999	66	50	37	64	50	0	51	0	0
Sales workers	4000-4999	135	124	106	138	98	0	142	0	0
Service workers	5000-5999	126	102	102	163	108	0	137	0	0
Agriculture, animal husbandry & forestry workers, fishermen	6000-6999	204	140	104	193	131	0	188	0	0
Production & related workers, transport, equipment operators and laborers	7000-9997	693	543	458	693	540	0	690	0	0
Not applicable	0	410	752	934	407	788	2023	433	2044	2044

REMARKS: These questions have been converted from cases coded according to the 1980 U.S. Census Classification of Occupations and Industries into the International Standard Classification codes. These are based on a preliminary conversion scheme and may be revised later. Adding the ISCO-68 codes facilitates the comparison of the GSS with many cross-national studies. The above collapsed numbers are presented for convenience of display only. Punch 0 includes all respondents who have no occupation.

848. Occupation of respondent's mother (International Standard Classification Codes-1968)

[VAR: MAISC681]

<u>RESPONSE</u>	<u>PUNCH</u>	<u>YEAR</u>								
		<u>2006-1</u>	<u>2006-2</u>	<u>2006-3</u>	<u>2008-1</u>	<u>2008-2</u>	<u>2008-3</u>	<u>2010-1</u>	<u>2010-2</u>	<u>2010-3</u>
Professional, technical and related workers	1-1995	282	242	201	271	207	0	327	0	0
Administrative & managerial workers	2000-2197	54	40	43	70	64	0	83	0	0
Clerical & related workers	3000-3999	226	193	165	279	223	0	267	0	0
Sales workers	4000-4999	95	92	69	107	110	0	116	0	0
Service workers	5000-5999	280	235	202	329	259	0	317	0	0
Agriculture, animal husbandry & forestry workers, fishermen	6000-6999	22	16	11	27	9	0	25	0	0
Production & related workers, transport, equipment operators and laborers	7000-9997	220	174	144	202	165	0	205	0	0
Not applicable	0	821	1008	1165	738	986	2023	704	2044	2044

REMARKS: These questions have been converted from cases coded according to the 1980 U.S. Census Classification of Occupations and Industries into the International Standard Classification codes. These are based on a preliminary conversion scheme and may be revised later. Adding the ISCO-68 codes facilitates the comparison of the GSS with many cross-national studies. The above collapsed numbers are presented for convenience of display only. Punch 0 includes all respondents who have no occupation.

849. Occupation of respondent's spouse (International Standard Classification Codes-1968)

[VAR: SPISC681]

<u>RESPONSE</u>	<u>PUNCH</u>	<u>YEAR</u>								
		<u>2006-1</u>	<u>2006-2</u>	<u>2006-3</u>	<u>2008-1</u>	<u>2008-2</u>	<u>2008-3</u>	<u>2010-1</u>	<u>2010-2</u>	<u>2010-3</u>
Professional, technical and related workers	1-1995	232	183	158	237	205	0	205	0	0
Administrative & managerial workers	2000-2197	89	91	61	108	75	0	95	0	0
Clerical & related workers	3000-3999	102	78	79	134	105	0	123	0	0
Sales workers	4000-4999	85	75	65	70	52	0	77	0	0
Service workers	5000-5999	108	85	78	113	93	0	95	0	0
Agriculture, animal husbandry & forestry workers, fishermen	6000-6999	19	14	12	27	19	0	17	0	0
Production & related workers, transport, equipment operators and laborers	7000-9997	226	195	749	214	175	0	203	0	0
Not applicable	0	1139	1279	1398	1120	1299	2023	1229	2044	2044

REMARKS: These questions have been converted from cases coded according to the 1980 U.S. Census Classification of Occupations and Industries into the International Standard Classification codes. These are based on a preliminary conversion scheme and may be revised later. Adding the ISCO-68 codes facilitates the comparison of the GSS with many cross-national studies. The above collapsed numbers are presented for convenience of display only. Punch 0 includes all respondents who have no occupation.

850. Respondent's Occupation, 1988 Census

[VAR: ISCO88]

<u>RESPONSE</u>	<u>PUNCH</u>	<u>YEAR</u>								
		<u>2006-1</u>	<u>2006-2</u>	<u>2006-3</u>	<u>2008-1</u>	<u>2008-2</u>	<u>2008-3</u>	<u>2010-1</u>	<u>2010-2</u>	<u>2010-3</u>
Armed Forces	0110	13	11	12	10	15	24	15	0	2
Legislators	1110-1319	227	171	143	235	183	178	253	0	192
Professionals	2110-2460	378	308	265	349	285	254	329	0	259
Technicians	3100-3480	240	165	178	223	199	191	233	0	207
Clerks	4100-4223	249	223	171	245	204	158	261	0	168
Service Workers	5100-5230	259	191	163	278	222	148	283	0	139
Skilled Agricultural Workers	6110-6210	17	14	12	19	15	11	14	0	15
Craft and Related Workers	7110-7520	200	150	106	197	135	104	181	0	121
Plant Machine Operators	8110-8400	151	122	86	187	125	89	148	0	81
Elementary Occupations	9110-9333	159	106	86	178	140	100	173	0	88
No Answer	9999	0	0	0	0	0	0	0	0	0
Not applicable	0	107	539	778	102	500	766	154	2044	772

REMARKS: ISCO88 was recoded from OCC80 from 2006-2010, and from OCC10 in 2012+. The above collapsed numbers are for convenience of display only. Punch 0 includes all respondents who have no occupation.

851. Respondent's Father's Occupation, 1988 Census

[VAR: PAISCO88]

<u>RESPONSE</u>	<u>PUNCH</u>	<u>YEAR</u>								
		<u>2006-1</u>	<u>2006-2</u>	<u>2006-3</u>	<u>2008-1</u>	<u>2008-2</u>	<u>2008-3</u>	<u>2010-1</u>	<u>2010-2</u>	<u>2010-3</u>
Armed Forces	0110	39	30	35	45	36	15	41	0	11
Legislators	1110-1319	189	143	142	182	148	98	209	0	222
Professionals	2110-2460	190	152	132	197	163	121	206	0	149
Technicians	3100-3480	110	98	77	114	92	97	111	0	87
Clerks	4100-4223	40	34	24	40	33	65	34	0	24
Service Workers	5100-5230	94	77	73	105	66	62	104	0	62
Skilled Agricultural Workers	6110-6210	165	122	80	158	96	3	144	0	24
Craft and Related Workers	7110-7520	365	302	261	378	289	7	360	0	249
Plant Machine Operators	8110-8400	226	170	143	219	180	51	256	0	165
Elementary Occupations	9110-9333	172	120	99	178	132	45	154	0	85
No Answer	9999	0	0	0	0	0	0	0	0	0
Not applicable	0	410	752	934	407	788	1389	425	2044	966

REMARKS: PAISCO88 was recoded from PAOCC80 from 2006-2010, and from PAOCC10 in 2012+. The above collapsed numbers are for convenience of display only. Punch 0 includes all respondents who have no occupation.

852. Respondent's Mother's Occupation, 1988 Census

[VAR: MAISCO88]

<u>RESPONSE</u>	<u>PUNCH</u>	<u>YEAR</u>								
		<u>2006-1</u>	<u>2006-2</u>	<u>2006-3</u>	<u>2008-1</u>	<u>2008-2</u>	<u>2008-3</u>	<u>2010-1</u>	<u>2010-2</u>	<u>2010-3</u>
Armed Forces	0110	6	2	3	2	3	48	5	0	0
Legislators	1110-1319	81	65	54	92	77	215	108	0	78
Professionals	2110-2460	229	192	162	220	170	133	270	0	155
Technicians	3100-3480	84	73	57	101	69	84	109	0	132
Clerks	4100-4223	214	187	162	269	216	22	260	0	199
Service Workers	5100-5230	216	192	169	269	229	59	263	0	142
Skilled Agricultural Workers	6110-6210	10	5	1	14	4	12	9	0	1
Craft and Related Workers	7110-7520	47	37	34	41	33	236	42	0	36
Plant Machine Operators	8110-8400	147	137	106	143	120	136	153	0	98
Elementary Occupations	9110-9333	145	102	87	134	116	107	124	0	79
No Answer	9999	0	0	0	0	0	0	0	0	0
Not applicable	0	821	1008	1165	738	986	971	701	2044	1124

REMARKS: MAISCO88 was recoded from MAOCC80 from 2006-2010, and from MAOCC10 in 2012+. The above collapsed numbers are for convenience of display only. Punch 0 includes all respondents who have no occupation.

853. Respondent's Spouse's Occupation, 1988 Census

[VAR: SPISCO88]

<u>RESPONSE</u>	<u>PUNCH</u>	<u>YEAR</u>								
		<u>2006-1</u>	<u>2006-2</u>	<u>2006-3</u>	<u>2008-1</u>	<u>2008-2</u>	<u>2008-3</u>	<u>2010-1</u>	<u>2010-2</u>	<u>2010-3</u>
Armed Forces	0110	7	8	8	8	8	6	9	0	1
Legislators	1110-1319	115	111	79	128	90	63	115	0	102
Professionals	2110-2460	184	137	121	179	157	140	159	0	134
Technicians	3100-3480	94	92	81	105	94	98	105	0	96
Clerks	4100-4223	91	74	71	122	97	177	112	0	76
Service Workers	5100-5230	92	72	71	97	70	167	81	0	43
Skilled Agricultural Workers	6110-6210	9	6	3	13	4	1	6	0	6
Craft and Related Workers	7110-7520	113	98	66	90	85	45	94	0	64
Plant Machine Operators	8100-8400	83	74	59	91	65	105	84	0	39
Elementary Occupations	9110-9333	73	49	43	77	58	83	56	0	27
No Answer	9999	0	0	0	0	0	0	0	0	0
Not applicable	0	1139	1279	1398	1113	1295	1138	1223	2044	1456

REMARKS: SPISCO88 was recoded from SPOCC80 from 2006-2010, and from SPOCC10 in 2012+. The above collapsed numbers are for convenience of display only. Punch 0 includes all respondents who have no occupation.

854. RESPONDENT SOCIOECONOMIC INDEX (1980)

[VAR: SEI]

<u>RESPONSE</u>	<u>PUNCH</u>	<u>YEAR</u>								
		<u>2006-1</u>	<u>2006-2</u>	<u>2006-3</u>	<u>2008-1</u>	<u>2008-2</u>	<u>2008-3</u>	<u>2010-1</u>	<u>2010-2</u>	<u>2010-3</u>
0-9.9	0-9.9	0	0	0	0	0	0	0	0	0
10.0-19.9	10.0-19.9	14	8	4	11	7	0	15	0	0
20.0-29.9	20.0-29.9	316	231	175	343	245	0	298	0	0
30.0-39.9	30.0-39.9	555	445	354	625	485	0	616	0	0
40.0-49.9	40.0-49.9	124	102	76	112	85	0	112	0	0
50.0-59.9	50.0-59.9	170	111	125	133	126	0	177	0	0
60.0-69.9	60.0-69.9	326	235	215	342	289	0	329	0	0
70.0-79.9	70.0-79.9	179	167	129	189	149	0	173	0	0
80.0-89.9	80.0-89.9	170	130	108	128	105	0	136	0	0
90.0-99.7	90.0-99.7	26	21	24	28	17	0	19	0	0
Not applicable	-1	120	550	790	112	515	2023	169	2044	2044

REMARKS: Based on procedures that Otis Dudley Duncan developed, Keiko Nakao and Judith Treas have created a new SEI based on the 1989 GSS study of occupational prestige. The new SEI scores have been assigned to all cases coded according to the 1980 Census occupational scheme. There is an implied decimal point between the second and third digits. The above collapsed codes are presented for convenience of display only. See GSS Methodological Report No. 74.

855. R'S FATHER'S SOCIOECONOMIC INDEX (1980)

[VAR: PASEI]

<u>RESPONSE</u>	<u>PUNCH</u>	<u>YEAR</u>									
		<u>2006-1</u>	<u>2006-2</u>	<u>2006-3</u>	<u>2008-1</u>	<u>2008-2</u>	<u>2008-3</u>	<u>2010-1</u>	<u>2010-2</u>	<u>2010-3</u>	
0-9.9	0-9.9	0	0	0	0	0	0	0	0	0	0
10.0-19.9	10.0-19.9	6	3	6	2	2	0	3	0	0	0
20.0-29.9	20.0-29.9	312	212	192	297	231	0	262	0	0	0
30.0-39.9	30.0-39.9	521	426	339	554	405	0	561	0	0	0
40.0-49.9	40.0-49.9	170	139	101	168	123	0	176	0	0	0
50.0-59.9	50.0-59.9	116	96	90	113	80	0	92	0	0	0
60.0-69.9	60.0-69.9	216	172	157	221	184	0	254	0	0	0
70.0-79.9	70.0-79.9	71	53	43	71	53	0	66	0	0	0
80.0-89.9	80.0-89.9	102	83	72	114	92	0	115	0	0	0
90.0-99.7	90.0-99.7	37	34	31	31	29	0	49	0	0	0
Not applicable	-1	449	782	969	452	824	2023	466	2044	2044	2044

REMARKS: Based on procedures that Otis Dudley Duncan developed, Keiko Nakao and Judith Treas have created a new SEI based on the 1989 GSS study of occupational prestige. The new SEI scores have been assigned to all cases coded according to the 1980 Census occupational scheme. There is an implied decimal point between the second and third digits. The above collapsed codes are presented for convenience of display only. See GSS Methodological Report No. 74.

856. R'S MOTHER'S SOCIOECONOMIC INDEX (1980)

[VAR: MASEI]

<u>RESPONSE</u>	<u>PUNCH</u>	<u>YEAR</u>									
		<u>2006-1</u>	<u>2006-2</u>	<u>2006-3</u>	<u>2008-1</u>	<u>2008-2</u>	<u>2008-3</u>	<u>2010-1</u>	<u>2010-2</u>	<u>2010-3</u>	
0-9.9	0-9.9	0	0	0	0	0	0	0	0	0	0
10.0-19.9	10.0-19.9	35	38	26	42	38	0	42	0	0	0
20.0-29.9	20.0-29.9	344	285	235	372	294	0	352	0	0	0
30.0-39.9	30.0-39.9	382	316	275	440	361	0	421	0	0	0
40.0-49.9	40.0-49.9	30	35	30	29	24	0	47	0	0	0
50.0-59.9	50.0-59.9	68	56	36	73	57	0	75	0	0	0
60.0-69.9	60.0-69.9	104	89	83	117	102	0	152	0	0	0
70.0-79.9	70.0-79.9	147	129	106	162	120	0	186	0	0	0
80.0-89.9	80.0-89.9	58	37	34	42	37	0	52	0	0	0
90.0-99.7	90.0-99.7	5	5	7	6	1	0	11	0	0	0
Not applicable	-1	827	1010	1168	740	989	2023	706	2044	2044	2044

REMARKS: Based on procedures that Otis Dudley Duncan developed, Keiko Nakao and Judith Treas have created a new SEI based on the 1989 GSS study of occupational prestige. The new SEI scores have been assigned to all cases coded according to the 1980 Census occupational scheme. There is an implied decimal point between the second and third digits. The above collapsed codes are presented for convenience of display only. See GSS Methodological Report No. 74.

857. R'S SPOUSE'S SOCIOECONOMIC INDEX (1980)

[VAR: SPSEI]

<u>RESPONSE</u>	<u>PUNCH</u>	<u>YEAR</u>								
		<u>2006-1</u>	<u>2006-2</u>	<u>2006-3</u>	<u>2008-1</u>	<u>2008-2</u>	<u>2008-3</u>	<u>2010-1</u>	<u>2010-2</u>	<u>2010-3</u>
0-9.9	0-9.9	0	0	0	0	0	0	0	0	0
10.0-19.9	10.0-19.9	5	5	3	4	0	0	4	0	0
20.0-29.9	20.0-29.9	127	87	83	123	100	0	117	0	0
30.0-39.9	30.0-39.9	234	211	179	278	203	0	237	0	0
40.0-49.9	40.0-49.9	69	64	46	77	72	0	61	0	0
50.0-59.9	50.0-59.9	84	54	52	60	55	0	61	0	0
60.0-69.9	60.0-69.9	141	145	112	181	134	0	168	0	0
70.0-79.9	70.0-79.9	102	81	59	100	77	0	88	0	0
80.0-89.9	80.0-89.9	80	56	53	65	70	0	58	0	0
90.0-99.7	90.0-99.7	12	10	7	14	9	0	18	0	0
Not applicable	-1	1146	1287	1406	1121	1303	2023	1232	2044	2044

REMARKS: Based on procedures that Otis Dudley Duncan developed, Keiko Nakao and Judith Treas have created a new SEI based on the 1989 GSS study of occupational prestige. The new SEI scores have been assigned to all cases coded according to the 1980 Census occupational scheme. There is an implied decimal point between the second and third digits. The above collapsed codes are presented for convenience of display only. See GSS Methodological Report No. 74.

**VOCABULARY TEST
(WORDA-WORDSUM)**

858. We would like to know something about how people go about guessing words they do not know. On this card are listed some words-- you may know some of them, and you may not know quite a few of them.

On each line the first word is in capital letters -- like BEAST. Then there are five other words. Tell me the number of the word that comes closest to the meaning of the word in capital letters. For example, if the word in capital letters is BEAST, you would say "4" since "animal" come closer to BEAST than any of the other words. If you wish, I will read the words to you. These words are difficult for almost everyone -- just give me your best guess if you are not sure of the answer. CIRCLE ONE CODE NUMBER FOR EACH ITEM BELOW.

EXAMPLE

BEAST 1.afraid 2. words 3. large 4. animal 5. separate

HAND CARD
IW

A. Word A

[VAR: WORDA]

<u>RESPONSE</u>	<u>PUNCH</u>	<u>YEAR</u>								
		<u>2006-1</u>	<u>2006-2</u>	<u>2006-3</u>	<u>2008-1</u>	<u>2008-2</u>	<u>2008-3</u>	<u>2010-1</u>	<u>2010-2</u>	<u>2010-3</u>
Incorrect answer	0	137	232	128	194	147	107	262	169	130
Correct answer	1	803	1255	678	941	838	727	1109	880	761
No answer	9	67	49	34	43	41	15	59	31	11
Not applicable	-1	993	464	1160	845	997	1174	614	964	1142

B. Word B

[VAR: WORDB]

<u>RESPONSE</u>	<u>PUNCH</u>	<u>YEAR</u>								
		<u>2006-1</u>	<u>2006-2</u>	<u>2006-3</u>	<u>2008-1</u>	<u>2008-2</u>	<u>2008-3</u>	<u>2010-1</u>	<u>2010-2</u>	<u>2010-3</u>
Incorrect answer	0	74	108	66	87	72	44	121	66	54
Correct answer	1	860	1363	735	1030	908	780	1237	975	829
No answer	9	73	65	39	61	46	25	72	39	19
Not applicable	-1	993	464	1160	845	997	1174	614	964	1142

C. Word C

[VAR: WORDC]

<u>RESPONSE</u>	<u>PUNCH</u>	<u>YEAR</u>								
		<u>2006-1</u>	<u>2006-2</u>	<u>2006-3</u>	<u>2008-1</u>	<u>2008-2</u>	<u>2008-3</u>	<u>2010-1</u>	<u>2010-2</u>	<u>2010-3</u>
Incorrect answer	0	632	968	556	767	666	550	917	705	610
Correct answer	1	179	315	188	205	213	199	273	216	190
No answer	9	196	253	96	206	147	100	240	159	102
Not applicable	-1	993	464	1160	845	997	1174	614	964	1142

D. Word D

[VAR: WORDD]

<u>RESPONSE</u>	<u>PUNCH</u>	<u>YEAR</u>								
		<u>2006-1</u>	<u>2006-2</u>	<u>2006-3</u>	<u>2008-1</u>	<u>2008-2</u>	<u>2008-3</u>	<u>2010-1</u>	<u>2010-2</u>	<u>2010-3</u>
Incorrect answer	0	36	61	32	50	46	32	64	40	28
Correct answer	1	912	1431	786	1087	951	800	1308	1018	865
No answer	9	59	44	22	41	29	17	58	22	9
Not applicable	-1	993	464	1160	845	997	1174	614	964	1142

E. Word E

[VAR: WORDE]

<u>RESPONSE</u>	<u>PUNCH</u>	<u>YEAR</u>								
		<u>2006-1</u>	<u>2006-2</u>	<u>2006-3</u>	<u>2008-1</u>	<u>2008-2</u>	<u>2008-3</u>	<u>2010-1</u>	<u>2010-2</u>	<u>2010-3</u>
Incorrect answer	0	163	274	131	219	174	131	277	175	133
Correct answer	1	760	1176	668	894	806	687	1073	866	750
No answer	9	84	86	41	65	46	31	80	39	19
Not applicable	-1	993	464	1160	845	997	1174	614	964	1142

F. Word F

[VAR: WORDF]

<u>RESPONSE</u>	<u>PUNCH</u>	<u>YEAR</u>								
		<u>2006-1</u>	<u>2006-2</u>	<u>2006-3</u>	<u>2008-1</u>	<u>2008-2</u>	<u>2008-3</u>	<u>2010-1</u>	<u>2010-2</u>	<u>2010-3</u>
Incorrect answer	0	129	240	131	201	174	138	244	177	134
Correct answer	1	799	1206	665	904	791	670	1091	854	730
No answer	9	79	90	44	73	61	41	95	49	38
Not applicable	-1	993	464	1160	845	997	1174	614	964	1142

G. Word G

[VAR: WORDG]

<u>RESPONSE</u>	<u>PUNCH</u>	<u>YEAR</u>								
		<u>2006-1</u>	<u>2006-2</u>	<u>2006-3</u>	<u>2008-1</u>	<u>2008-2</u>	<u>2008-3</u>	<u>2010-1</u>	<u>2010-2</u>	<u>2010-3</u>
Incorrect answer	0	544	865	483	696	624	510	837	631	552
Correct answer	1	327	532	289	356	312	285	449	366	302
No answer	9	136	139	68	126	90	54	144	83	48
Not applicable	-1	993	464	1160	845	997	1174	614	964	1142

H. Word H

[VAR: WORDH]

<u>RESPONSE</u>	<u>PUNCH</u>	<u>YEAR</u>								
		<u>2006-1</u>	<u>2006-2</u>	<u>2006-3</u>	<u>2008-1</u>	<u>2008-2</u>	<u>2008-3</u>	<u>2010-1</u>	<u>2010-2</u>	<u>2010-3</u>
Incorrect answer	0	492	742	435	602	531	468	722	547	482
Correct answer	1	311	525	280	332	341	280	449	364	301
No answer	9	204	269	125	244	154	101	259	169	119
Not applicable	-1	993	464	1160	845	997	1174	614	964	1142

I. Word I

[VAR: WORDI]

<u>RESPONSE</u>	<u>PUNCH</u>	<u>YEAR</u>								
		<u>2006-1</u>	<u>2006-2</u>	<u>2006-3</u>	<u>2008-1</u>	<u>2008-2</u>	<u>2008-3</u>	<u>2010-1</u>	<u>2010-2</u>	<u>2010-3</u>
Incorrect answer	0	244	364	189	289	240	193	334	250	199
Correct answer	1	693	1116	620	848	754	634	1033	804	692
No answer	9	70	56	31	41	32	22	63	26	11
Not applicable	-1	993	464	1160	845	997	1174	614	964	1142

J. Word J

[VAR: WORDJ]

<u>RESPONSE</u>	<u>PUNCH</u>	<u>YEAR</u>								
		<u>2006-1</u>	<u>2006-2</u>	<u>2006-3</u>	<u>2008-1</u>	<u>2008-2</u>	<u>2008-3</u>	<u>2010-1</u>	<u>2010-2</u>	<u>2010-3</u>
Incorrect answer	0	664	1047	560	812	689	579	979	708	605
Correct answer	1	233	370	222	274	267	238	345	319	276
No answer	9	110	119	58	92	70	32	106	53	21
Not applicable	-1	993	464	1160	845	997	1174	614	964	1142

K. Word K

[VAR: WORDK]

<u>RESPONSE</u>	<u>PUNCH</u>	<u>YEAR</u>								
		<u>2006-1</u>	<u>2006-2</u>	<u>2006-3</u>	<u>2008-1</u>	<u>2008-2</u>	<u>2008-3</u>	<u>2010-1</u>	<u>2010-2</u>	<u>2010-3</u>
Incorrect	0	0	217	0	0	0	0	0	0	0
Correct	1	0	487	0	0	0	0	0	0	0
Don't know	8	0	0	0	0	0	0	0	0	0
No answer	9	0	58	0	0	0	0	0	0	0
Not applicable	-1	2000	1238	2000	2023	2023	2023	2044	2044	2044

L. Word L

[VAR: WORDL]

<u>RESPONSE</u>	<u>PUNCH</u>	<u>YEAR</u>								
		<u>2006-1</u>	<u>2006-2</u>	<u>2006-3</u>	<u>2008-1</u>	<u>2008-2</u>	<u>2008-3</u>	<u>2010-1</u>	<u>2010-2</u>	<u>2010-3</u>
Incorrect	0	0	273	0	0	0	0	0	0	0
Correct	1	0	425	0	0	0	0	0	0	0
Don't know	8	0	0	0	0	0	0	0	0	0
No answer	9	0	64	0	0	0	0	0	0	0
Not applicable	-1	2000	1238	2000	2023	2023	2023	2044	2044	2044

M. Word M

[VAR: WORDM]

<u>RESPONSE</u>	<u>PUNCH</u>	<u>YEAR</u>								
		<u>2006-1</u>	<u>2006-2</u>	<u>2006-3</u>	<u>2008-1</u>	<u>2008-2</u>	<u>2008-3</u>	<u>2010-1</u>	<u>2010-2</u>	<u>2010-3</u>
Incorrect	0	0	247	0	0	0	0	0	0	0
Correct	1	0	399	0	0	0	0	0	0	0
Don't know	8	0	0	0	0	0	0	0	0	0
No answer	9	0	116	0	0	0	0	0	0	0
Not applicable	-1	2000	1238	2000	2023	2023	2023	2044	2044	2044

N. Word N

[VAR: WORDN]

<u>RESPONSE</u>	<u>PUNCH</u>	<u>YEAR</u>								
		<u>2006-1</u>	<u>2006-2</u>	<u>2006-3</u>	<u>2008-1</u>	<u>2008-2</u>	<u>2008-3</u>	<u>2010-1</u>	<u>2010-2</u>	<u>2010-3</u>
Incorrect	0	0	299	0	0	0	0	0	0	0
Correct	1	0	389	0	0	0	0	0	0	0
Don't know	8	0	0	0	0	0	0	0	0	0
No answer	9	0	74	0	0	0	0	0	0	0
Not applicable	-1	2000	1238	2000	2023	2023	2023	2044	2044	2044

O. Total number of correct words. (WORDA through WORDJ only)

[VAR: WORDSUM]

<u>RESPONSE</u>	<u>PUNCH</u>	<u>YEAR</u>								
		<u>2006-1</u>	<u>2006-2</u>	<u>2006-3</u>	<u>2008-1</u>	<u>2008-2</u>	<u>2008-3</u>	<u>2010-1</u>	<u>2010-2</u>	<u>2010-3</u>
None correct	0	6	11	6	11	5	2	4	4	4
One correct	1	9	26	13	20	10	9	22	10	5
Two correct	2	28	45	24	36	30	24	53	35	16
Three correct	3	42	55	35	56	45	26	79	49	34
Four correct	4	84	146	68	115	99	68	138	89	87
Five correct	5	163	249	126	222	153	137	213	173	125
Six correct	6	219	318	187	266	243	210	337	238	220
Seven correct	7	165	292	138	196	175	140	211	195	167
Eight correct	8	138	182	108	113	111	104	151	110	118
Nine correct	9	78	119	69	81	96	74	112	99	69
Ten correct	10	26	70	49	44	38	47	67	65	53
Did not try	99	49	23	17	18	21	8	43	13	4
Not applicable	-1	993	464	1160	845	997	1174	614	964	1142

REMARKS: See Appendix D: Recodes, for discussion of word test. Card IW lists Words and Choices. In 2008 an error in a skip instruction was discovered shortly before the start of the field period. It was not possible to correct the error until after data collection had started. The program correction was implemented starting April 25. As a result, 151 cases in the cross-sectional on versions 1 or 2 who should have been asked vocabulary questions were wrongly skipped. More details on this sample matter are available from the project.

**INCOME
(REALINC-CONRINC)**

859. Family income on 1972-2006 surveys in constant dollars (base = 1986)

[VAR: REALINC]

<u>RESPONSE</u>	<u>PUNCH</u>	<u>YEAR</u>								
		<u>2006-1</u>	<u>2006-2</u>	<u>2006-3</u>	<u>2008-1</u>	<u>2008-2</u>	<u>2008-3</u>	<u>2010-1</u>	<u>2010-2</u>	<u>2010-3</u>
\$1-999	1-999	19	13	14	0	0	0	43	27	29
\$1,000-1,999	1000-1999	37	25	19	50	24	8	41	9	9
\$2,000-2,999	2000-2999	14	18	20	24	19	15	27	18	8
\$3,000-3,999	3000-3999	36	10	20	20	24	26	46	20	24
\$4,000-4,999	4000-4999	23	46	17	62	26	27	37	35	28
\$5,000-5,999	5000-5999	36	0	36	0	47	37	82	50	26
\$6,000-6,999	6000-6999	58	38	0	62	0	37	0	49	39
\$7,000-7,999	7000-7999	63	53	26	43	50	30	65	51	39
\$8,000-8,999	8000-8999	0	42	35	52	41	0	72	0	24
\$9,000-9,999	9000-9999	58	0	22	0	38	24	34	38	0
\$10,000-10,999	10000-10999	37	32	0	47	0	35	0	48	41
\$11,000-11,999	11000-11999	0	43	47	59	54	39	66	54	46
\$12,000-14,999	12000-14999	116	102	89	164	125	53	159	69	58
\$15,000-19,999	14999-19999	200	80	150	100	157	147	188	146	124
\$20,000-24,999	20000-24999	86	193	93	230	136	110	147	127	102
\$25,000-29,999	25000-29999	168	145	109	142	131	90	143	119	108
\$30,000-39,999	30000-39999	331	152	117	202	132	144	174	125	202
\$40,000-49,999	40000-49999	127	103	89	129	123	164	129	194	94
\$50,000-74,999	50000-74999	169	205	168	245	204	95	237	115	103
\$75,000-99,999	75000-99999	39	0	0	123	94	93	0	0	0
\$100,000+	100000-999999	99	108	77	0	0	0	115	123	120
No income data	0	284	592	852	269	598	849	239	627	820

REMARKS: Income variables are recoded in six-digit numbers and converted to 1986 dollars. The collapsed numbers above are for convenience of display only. Since this variable is based on categorical data, income is not continuous, but based on categorical mid-points and imputations. For details see GSS Methodological Report No. 64.

860. Respondent's income on 1972-2006 surveys in constant dollars (base = 1986)

[VAR: REALRINC]

RESPONSE	PUNCH	YEAR								
		2006-1	2006-2	2006-3	2008-1	2008-2	2008-3	2010-1	2010-2	2010-3
\$1-999	1-999	23	23	16	22	22	29	29	49	30
\$1,000-1,999	1000-1999	50	47	36	67	35	14	76	18	10
\$2,000-2,999	2000-2999	23	34	13	33	28	27	49	25	28
\$3,000-3,999	3000-3999	36	11	19	16	19	30	47	28	25
\$4,000-4,999	4000-4999	17	39	19	46	18	14	34	37	14
\$5,000-5,999	5000-5999	31	0	25	0	38	29	72	46	31
\$6,000-6,999	6000-6999	53	31	0	49	0	36	0	35	27
\$7,000-7,999	7000-7999	56	28	25	63	37	19	38	26	33
\$8,000-8,999	8000-8999	0	33	23	41	39	0	51	0	27
\$9,000-9,999	9000-9999	45	0	20	0	27	18	37	31	0
\$10,000-10,999	10000-10999	41	26	0	45	0	30	0	39	41
\$11,000-11,999	11000-11999	0	34	41	45	48	39	56	40	35
\$12,000-14,999	12000-14999	99	98	78	150	110	42	117	59	57
\$15,000-19,999	14999-19999	182	76	122	94	137	111	145	135	105
\$20,000-24,999	20000-24999	68	183	87	196	101	87	102	79	70
\$25,000-29,999	25000-29999	136	92	67	88	85	66	88	59	73
\$30,000-39,999	30000-39999	162	84	60	89	75	60	98	73	107
\$40,000-49,999	40000-49999	40	30	30	63	51	73	63	77	37
\$50,000-74,999	50000-74999	58	48	48	73	58	27	78	33	37
\$75,000-99,999	75000-99999	11	0	0	0	0	0	0	0	0
\$100,000+	100000-999999	22	29	19	35	21	16	22	30	23
No income data	0	847	1054	1252	808	1074	1256	842	1125	1234

REMARKS: Income variables (INCOME, RINCOM77, RINCOM82, RINCOM86, RINCOM91, RINCOM98, RINCOM06) are recoded in six-digit numbers and converted to 1986 dollars. The collapsed numbers above are for convenience of display only. Since this variable is based on categorical data, income is not continuous, but based on categorical mid-points and imputations. For details see GSS Methodological Report No. 64.

861. Inflation-adjusted family income.

[VAR: CONINC]

<u>RESPONSE</u>	<u>PUNCH</u>	<u>YEAR</u>								
		<u>2006-1</u>	<u>2006-2</u>	<u>2006-3</u>	<u>2008-1</u>	<u>2008-2</u>	<u>2008-3</u>	<u>2010-1</u>	<u>2010-2</u>	<u>2010-3</u>
\$1-999	1-999	19	13	14	20	19	19	43	13	12
\$1,000-1,999	1000-1999	22	18	13	27	12	6	24	14	17
\$2,000-2,999	2000-2999	0	7	6	23	12	8	17	9	9
\$3,000-3,999	3000-3999	29	6	9	9	8	8	8	10	3
\$4,000-4,999	4000-4999	17	12	11	15	11	16	19	17	17
\$5,000-5,999	5000-5999	19	10	9	20	7	17	19	11	12
\$6,000-6,999	6000-6999	23	18	11	28	17	27	27	35	28
\$7,000-7,999	7000-7999	36	28	17	34	26	0	37	0	0
\$8,000-8,999	8000-8999	0	0	0	0	0	37	0	50	26
\$9,000-9,999	9000-9999	58	38	36	62	47	0	82	0	0
\$10,000-10,999	10000-10999	0	0	0	0	0	37	0	49	39
\$11,000-11,999	11000-11999	0	53	26	43	50	0	65	0	0
\$12,000-14,999	12000-14999	121	42	35	52	41	54	72	89	63
\$15,000-19,999	15000-19999	100	122	102	177	137	74	178	102	87
\$20,000-24,999	20000-24999	148	55	56	93	80	134	81	153	133
\$25,000-29,999	25000-29999	105	80	73	100	89	66	99	62	49
\$30,000-39,999	30000-39999	254	193	170	230	204	110	236	127	102
\$40,000-49,999	40000-49999	163	145	109	142	131	90	143	119	223
\$50,000-74,999	50000-74999	295	255	206	331	255	213	303	221	181
\$75,000-99,999	75000-99999	93	160	124	199	157	154	180	162	59
\$100,000+	100000-999999	214	153	121	169	141	129	172	174	164
No income data	0	284	592	852	249	579	824	239	627	820

REMARKS: Income variables (INCOME72, INCOME, INCOME77, INCOME82, INCOME86, INCOME91) are recoded in six-digit numbers and converted to 2000 dollars. The collapsed numbers above are for convenience of display only. Since this variable is based on categorical data, income is not continuous, but based on categorical mid-points and imputations. For details see GSS Methodological Report No. 101.

862. Inflation-adjusted personal income.

[VAR: CONRINC]

RESPONSE	PUNCH	YEAR								
		2006-1	2006-2	2006-3	2008-1	2008-2	2008-3	2010-1	2010-2	2010-3
\$1-999	1-999	23	23	16	22	22	12	29	22	11
\$1,000-1,999	1000-1999	33	25	19	40	26	17	43	27	19
\$2,000-2,999	2000-2999	0	22	17	27	9	14	33	18	10
\$3,000-3,999	3000-3999	40	12	6	14	9	13	23	9	12
\$4,000-4,999	4000-4999	21	22	7	19	19	31	26	29	34
\$5,000-5,999	5000-5999	15	11	11	16	10	13	28	15	7
\$6,000-6,999	6000-6999	17	16	8	20	9	14	19	37	14
\$7,000-7,999	7000-7999	31	23	19	26	18	0	34	0	0
\$8,000-8,999	8000-8999	0	0	0	0	0	29	0	46	31
\$9,000-9,999	9000-9999	53	31	25	49	38	0	72	0	0
\$10,000-10,999	10000-10999	0	0	0	0	0	36	0	35	27
\$11,000-11,999	11000-11999	0	28	25	63	37	0	38	0	0
\$12,000-14,999	12000-14999	101	33	23	41	39	37	51	57	60
\$15,000-19,999	14999-19999	95	102	92	167	111	69	144	79	76
\$20,000-24,999	20000-24999	126	56	47	73	74	105	66	133	115
\$25,000-29,999	25000-29999	101	76	69	94	73	48	78	61	47
\$30,000-39,999	30000-39999	204	183	140	196	165	87	169	79	70
\$40,000-49,999	40000-49999	86	92	67	88	85	66	88	59	137
\$50,000-74,999	50000-74999	116	114	90	152	126	100	161	110	80
\$75,000-99,999	75000-99999	34	42	41	67	50	51	64	54	28
\$100,000+	100000-999999	57	35	26	41	29	25	36	49	32
No income data	0	847	1054	1252	808	1074	1256	842	1125	1234

REMARKS: Income variables (INCOME72, INCOME, INCOME77, INCOME82, INCOME86, INCOME91) are recoded in six-digit numbers and converted to 2000 dollars. The collapsed numbers above are for convenience of display only. Since this variable is based on categorical data, income is not continuous, but based on categorical mid-points and imputations. For details see GSS Methodological Report No. 101.

**ETHNICITY
(ETHNIC- FUCITZN)**

863. From what countries or part of the world did your ancestors come?

A. IF MORE THAN ONE COUNTRY NAMED: Which one of these countries do you feel closer to?

[VAR: ETHNIC]

<u>RESPONSE</u>	<u>PUNCH</u>	<u>YEAR</u>								
		<u>2006-1</u>	<u>2006-2</u>	<u>2006-3</u>	<u>2008-1</u>	<u>2008-2</u>	<u>2008-3</u>	<u>2010-1</u>	<u>2010-2</u>	<u>2010-3</u>
Africa	1	168	113	102	150	126	105	152	119	98
Austria	2	4	4	4	4	4	4	5	3	3
Canada (French)	3	8	10	8	10	13	7	14	12	7
Canada (Other)	4	10	10	6	10	3	2	7	4	3
China	5	13	10	6	13	10	6	11	8	7
Czechoslovakia	6	30	19	22	10	11	9	12	11	7
Denmark	7	8	11	4	9	9	11	15	6	5
England and Wales	8	181	164	133	173	139	140	162	159	124
Finland	9	4	3	4	4	2	1	6	5	5
France	10	30	26	22	31	23	18	27	20	24
Germany	11	225	173	136	246	176	153	242	178	171
Greece	12	7	4	3	6	6	5	9	4	6
Hungary	13	3	5	2	5	5	4	5	6	4
Ireland	14	183	157	134	218	164	138	198	170	151
Italy	15	89	64	47	92	76	64	82	61	59
Japan	16	11	10	9	4	4	5	13	7	5
Mexico	17	128	82	62	129	94	74	127	90	70
Netherlands (Dutch/Holland)	18	23	14	10	23	21	14	21	15	8
Norway	19	18	18	19	27	21	20	23	20	16
Philippines	20	11	7	7	13	9	8	8	3	4
Poland	21	37	27	20	27	23	22	44	37	23
Puerto Rico	22	25	17	10	19	10	6	23	12	9
Russia (USSR)	23	25	21	15	21	14	15	18	19	11
Scotland	24	48	38	33	56	38	34	54	42	42
Spain	25	23	17	15	30	21	21	15	17	12
Sweden	26	20	20	12	27	22	12	18	21	15
Switzerland	27	12	9	6	8	8	5	9	6	7
West Indies (Not Specified)	28	2	1	1	3	2	0	3	1	1
Other (SPECIFY) [See REMARKS]	29	12	26	5	9	7	17	10	25	4
American Indian	30	62	38	50	78	54	42	77	63	46

[VAR: ETHNIC] (Continued)

<u>RESPONSE</u>	<u>PUNCH</u>	<u>YEAR</u>								
		<u>2006-1</u>	<u>2006-2</u>	<u>2006-3</u>	<u>2008-1</u>	<u>2008-2</u>	<u>2008-3</u>	<u>2010-1</u>	<u>2010-2</u>	<u>2010-3</u>
India	31	15	15	12	23	15	12	14	10	7
Portugal	32	7	5	5	10	6	6	15	11	8
Lithuania	33	3	3	4	4	2	3	4	1	3
Yugoslavia	34	3	2	1	4	3	3	5	3	1
Romania	35	5	4	4	5	3	1	4	3	4
Belgium	36	7	3	4	6	4	3	8	8	8
Arabic	37	8	4	6	5	4	0	4	1	1
Other Spanish	38	47	26	21	41	31	15	44	24	23
West Indies (Non-Spanish)	39	10	9	8	22	9	10	17	10	13
Other Asian	40	11	5	5	15	7	4	23	10	10
Other European	41	10	9	15	7	10	3	10	7	7
American Only	97	64	30	35	44	53	37	60	36	29
No answer	99	3	3	9	8	4	4	8	6	4
Not possible to code	0	387	764	964	374	757	960	418	770	979

B. FIRST ETHNICITY MENTIONED

[VAR: ETH1]

<u>RESPONSE</u>	<u>PUNCH</u>	<u>YEAR</u>								
		<u>2006-1</u>	<u>2006-2</u>	<u>2006-3</u>	<u>2008-1</u>	<u>2008-2</u>	<u>2008-3</u>	<u>2010-1</u>	<u>2010-2</u>	<u>2010-3</u>
Africa	1	178	121	107	156	129	112	164	132	102
Austria	2	4	3	5	10	8	6	2	4	3
Canada (French)	3	8	10	9	8	12	7	15	15	5
Canada (Other)	4	8	12	7	11	4	2	4	3	7
China	5	15	11	8	14	11	6	12	9	8
Czechoslovakia	6	27	22	21	18	10	11	17	13	10
Denmark	7	16	10	5	11	10	12	17	7	7
England and Wales	8	207	186	164	226	192	181	212	190	152
Finland	9	6	5	5	5	2	3	6	5	5
France	10	57	53	39	45	27	29	43	42	35
Germany	11	318	245	192	338	277	225	359	257	242
Greece	12	6	4	4	5	8	7	9	8	3
Hungary	13	8	5	5	11	7	7	6	5	2
Ireland	14	202	149	136	221	172	145	223	173	170
Italy	15	95	65	46	97	74	63	87	73	58
Japan	16	11	10	9	5	4	5	12	8	5
Mexico	17	126	84	58	126	90	71	124	91	65

[VAR: ETH1] (Continued)

<u>RESPONSE</u>	<u>PUNCH</u>	<u>YEAR</u>								
		<u>2006-1</u>	<u>2006-2</u>	<u>2006-3</u>	<u>2008-1</u>	<u>2008-2</u>	<u>2008-3</u>	<u>2010-1</u>	<u>2010-2</u>	<u>2010-3</u>
Netherlands (Dutch/Holland)	18	27	21	14	22	26	17	26	18	10
Norway	19	26	22	22	29	24	25	24	22	15
Philippines	20	12	7	6	14	10	9	10	3	3
Poland	21	50	37	36	43	37	29	57	41	37
Puerto Rico	22	20	17	11	19	9	6	21	9	5
Russia (USSR)	23	34	30	22	26	21	21	30	23	16
Scotland	24	66	48	41	54	45	31	60	51	44
Spain	25	30	19	20	36	29	23	28	17	21
Sweden	26	34	25	17	33	26	11	16	20	21
Switzerland	27	10	9	7	11	9	8	5	4	8
West Indies (Not Specified)	28	2	1	1	3	2	0	2	1	2
Other (SPECIFY) [See REMARKS]	29	10	9	4	9	3	4	8	8	3
American Indian	30	42	29	36	53	47	27	53	50	27
India	31	15	15	13	24	18	12	13	11	7
Portugal	32	9	5	4	13	10	8	19	10	8
Lithuania	33	6	5	4	10	3	3	5	6	6
Yugoslavia	34	3	2	0	5	3	3	5	5	3
Romania	35	3	4	2	5	6	1	5	4	5
Belgium	36	10	6	4	7	4	3	7	8	4
Arabic	37	9	5	6	3	4	2	5	1	1
Other Spanish	38	43	26	18	42	26	16	39	28	22
West Indies (Non-Spanish)	39	11	9	9	21	9	10	15	11	9
Other Asian	40	11	5	5	15	7	4	21	13	9
Other European	41	9	11	14	9	9	4	11	8	7
American Only	97	62	33	31	42	49	38	56	36	29
No ethnicity mentioned	98	151	138	102	160	104	85	185	102	99
No answer	99	3	3	7	8	4	3	6	6	4
Not possible to code; see ETHNIC	0	0	464	724	0	442	728	0	493	740

C. SECOND ETHNICITY MENTIONED

[VAR: ETH2]

<u>RESPONSE</u>	<u>PUNCH</u>	<u>YEAR</u>								
		<u>2006-1</u>	<u>2006-2</u>	<u>2006-3</u>	<u>2008-1</u>	<u>2008-2</u>	<u>2008-3</u>	<u>2010-1</u>	<u>2010-2</u>	<u>2010-3</u>
Africa	1	6	5	4	6	4	5	11	8	14
Austria	2	4	6	1	7	7	5	5	3	5
Canada (French)	3	8	4	4	6	8	9	7	5	6

[VAR: ETH2] (Continued)

<u>RESPONSE</u>	<u>PUNCH</u>	<u>YEAR</u>								
		<u>2006-1</u>	<u>2006-2</u>	<u>2006-3</u>	<u>2008-1</u>	<u>2008-2</u>	<u>2008-3</u>	<u>2010-1</u>	<u>2010-2</u>	<u>2010-3</u>
Canada (Other)	4	5	1	1	2	4	3	11	5	4
China	5	0	1	0	0	0	0	3	2	2
Czechoslovakia	6	13	10	18	12	17	7	12	14	10
Denmark	7	12	9	6	16	8	8	8	2	4
England and Wales	8	132	94	75	114	101	83	126	76	78
Finland	9	5	1	3	1	2	1	3	2	1
France	10	44	30	28	36	46	30	54	29	42
Germany	11	140	99	103	138	118	84	146	125	111
Greece	12	1	3	2	3	2	3	1	1	3
Hungary	13	4	4	6	9	6	1	5	6	3
Ireland	14	150	113	82	156	135	99	157	127	102
Italy	15	28	14	15	19	25	15	20	20	17
Japan	16	0	0	0	1	2	0	2	0	0
Mexico	17	5	3	8	9	14	5	13	2	9
Netherlands (Dutch/Holland)	18	23	13	18	18	23	13	27	15	19
Norway	19	14	14	12	12	13	11	20	10	13
Philippines	20	1	0	1	0	0	1	3	1	2
Poland	21	28	18	6	32	23	21	20	20	20
Puerto Rico	22	4	0	0	0	1	0	4	4	4
Russia (USSR)	23	15	8	10	10	6	7	15	10	8
Scotland	24	59	47	54	58	42	45	71	41	49
Spain	25	19	8	11	13	16	11	10	4	8
Sweden	26	21	21	15	19	15	16	20	14	16
Switzerland	27	12	1	4	6	9	7	12	10	7
West Indies (Not Specified)	28	1	0	1	0	0	0	2	1	0
Other (SPECIFY) [See REMARKS]	29	6	3	0	0	3	0	2	2	2
American Indian	30	51	25	27	45	28	25	35	22	26
India	31	2	1	1	0	0	0	2	1	5
Portugal	32	2	0	3	1	3	0	4	6	4
Lithuania	33	3	4	4	3	3	3	4	1	2
Yugoslavia	34	2	1	5	1	3	0	3	0	1
Romania	35	3	3	3	1	0	1	4	1	0
Belgium	36	2	2	1	4	3	2	3	2	5
Arabic	37	1	1	1	3	1	0	2	3	1
Other Spanish	38	7	3	4	1	6	2	9	6	5
West Indies (Non-Spanish)	39	4	3	2	1	2	0	1	1	2
Other Asian	40	2	2	1	1	0	0	3	5	6
Other European	41	2	4	1	2	2	3	1	4	0
American Only	97	3	3	4	1	4	1	6	2	0
Don't know	98	4	0	0	0	0	0	1	0	0
No answer	99	3	3	7	8	4	3	6	6	4
Not applicable; No second mention	0	1149	1415	1448	1248	1314	1493	1170	1425	1424

D. THIRD ETHNICITY MENTIONED

[VAR: ETH3]

<u>RESPONSE</u>	<u>PUNCH</u>	<u>YEAR</u>								
		<u>2006-1</u>	<u>2006-2</u>	<u>2006-3</u>	<u>2008-1</u>	<u>2008-2</u>	<u>2008-3</u>	<u>2010-1</u>	<u>2010-2</u>	<u>2010-3</u>
Africa	1	2	3	0	3	5	1	2	3	4
Austria	2	2	2	3	5	3	2	3	1	0
Canada (French)	3	3	4	3	7	2	3	7	2	3
Canada (Other)	4	6	0	1	3	1	2	5	2	3
China	5	1	0	0	0	1	0	1	0	0
Czechoslovakia	6	6	8	6	6	5	8	9	5	8
Denmark	7	5	5	3	6	5	4	3	4	3
England and Wales	8	65	41	36	53	44	27	58	42	43
Finland	9	0	0	1	0	0	0	0	1	0
France	10	27	19	21	27	22	17	20	21	14
Germany	11	53	49	45	46	36	44	54	42	32
Greece	12	1	0	0	2	1	0	0	2	1
Hungary	13	4	3	0	4	3	5	4	5	2
Ireland	14	46	43	43	61	49	36	63	40	43
Italy	15	5	5	7	11	8	13	8	2	3
Japan	16	0	0	0	1	0	0	0	0	0
Mexico	17	5	3	3	3	3	1	2	1	0
Netherlands (Dutch/Holland)	18	12	7	9	16	14	11	13	6	10
Norway	19	4	4	5	7	6	3	6	7	2
Philippines	20	0	0	0	1	0	0	1	1	0
Poland	21	4	5	9	12	6	5	7	8	4
Puerto Rico	22	2	0	0	0	0	0	3	1	1
Russia (USSR)	23	3	2	2	5	6	2	6	6	2
Scotland	24	32	32	23	36	34	24	40	26	22
Spain	25	5	1	1	4	8	1	9	5	4
Sweden	26	12	5	8	11	8	12	12	6	3
Switzerland	27	2	7	0	3	4	1	4	5	2
West Indies (Not Specified)	28	0	0	0	0	0	0	0	0	0
Other (SPECIFY) [See REMARKS]	29	1	1	2	0	0	15	4	11	1
American Indian	30	38	18	26	34	22	17	45	30	19
India	31	1	0	2	0	0	1	2	3	2
Portugal	32	1	1	0	0	2	1	2	0	0
Lithuania	33	1	2	2	2	4	2	3	0	1
Yugoslavia	34	3	2	0	1	0	1	1	1	0
Romania	35	2	2	0	2	1	0	2	1	1
Belgium	36	2	0	2	2	1	1	2	1	1

[VAR: ETH3] (Continued)

<u>RESPONSE</u>	<u>PUNCH</u>	<u>YEAR</u>								
		<u>2006-1</u>	<u>2006-2</u>	<u>2006-3</u>	<u>2008-1</u>	<u>2008-2</u>	<u>2008-3</u>	<u>2010-1</u>	<u>2010-2</u>	<u>2010-3</u>
Arabic	37	0	0	0	0	1	1	0	0	0
Other Spanish	38	5	2	2	3	3	1	3	1	1
West Indies (Non-Spanish)	39	1	1	0	1	1	1	3	0	2
Other Asian	40	0	1	0	1	0	0	2	0	0
Other European	41	6	0	2	5	1	1	3	0	2
American Only	97	1	2	1	2	1	1	4	1	0
Don't know	98	12	0	0	0	0	0	0	0	0
No answer	99	3	6	10	9	8	4	12	7	4
Not applicable; No third mention	0	1616	1714	1722	1628	1704	1754	1616	1744	1801

REMARKS: Question was recoded so that the summary ethnicity of the respondent appears in ETHNIC, whether obtained in ETHNIC or ETH1-ETH3. See Appendix D: Recodes, for details. Content of Punch 29 (Other SPECIFY) available from NORC. See Appendix N for changes across surveys. See Appendix T, GSS Methodological Reports Nos. 6, 12, and 18. If planning to perform trend analysis with ETHNIC, please consult GSS Methodological Report No. 56.

864. [RECODE OF ETHNIC-ETH3]

[VAR: ETHNUM]

<u>RESPONSE</u>	<u>PUNCH</u>	<u>YEAR</u>								
		<u>2006-1</u>	<u>2006-2</u>	<u>2006-3</u>	<u>2008-1</u>	<u>2008-2</u>	<u>2008-3</u>	<u>2010-1</u>	<u>2010-2</u>	<u>2010-3</u>
Names one country	1	998	812	621	1088	768	679	985	829	585
Names two or more countries, chooses one	2	612	421	404	553	495	381	637	439	475
Names two or more countries, can't choose	3	236	157	142	214	210	147	230	175	141
Can't name any country	4	151	138	102	160	104	85	185	102	99
No information	5	3	8	7	8	4	3	7	499	744
Not applicable	-1	0	464	724	0	442	728	0	0	0

REMARKS: See Appendix D: Recodes. See Appendix T, GSS Methodological Reports Nos. 6, 12 and 18.

865. IF R IS FEMALE, READ LATINA; IF MALE, READ LATINO. Are you Spanish, Hispanic, or Latino/Latina?

- Yes(ASK A).....1
- No(GO TO NEXT QUESTION).....2

IF YES: Which group are you from?

- Mexican, Mexican American, Chicano/Chicana1
- Puerto Rican2
- Cuban3
- Other _____4

HAND CARD IU

[VAR: HISPANIC]

<u>RESPONSE</u>	<u>PUNCH</u>	<u>YEAR</u>								
		<u>2006-1</u>	<u>2006-2</u>	<u>2006-3</u>	<u>2008-1</u>	<u>2008-2</u>	<u>2008-3</u>	<u>2010-1</u>	<u>2010-2</u>	<u>2010-3</u>
Not Hispanic	1	1757	1371	1149	1782	1409	1160	1803	1393	1182
Mexican, Mexican American, Chicano/Chicana	2	146	96	72	148	112	91	147	97	75
Puerto Rican	3	28	20	13	24	11	7	27	17	11
Cuban	4	13	9	6	15	7	4	10	7	9
Salvadorian	5	12	6	3	13	10	11	11	3	4
Guatemalan	6	3	0	1	8	4	4	3	2	2
Panamanian	7	1	2	1	1	1	1	2	1	1
Nicaraguan	8	2	0	1	1	0	0	1	2	2
Costa Rican	9	1	0	1	0	1	0	0	0	0
Central American	10	0	2	1	3	3	1	1	3	2
Honduran	11	5	3	2	4	1	1	3	1	0
Dominican	15	4	3	2	2	1	0	5	4	3
West Indian	16	0	0	0	0	0	0	0	0	0
Peruvian	20	3	3	3	1	0	1	2	2	2
Ecuadorian	21	4	1	1	3	1	1	7	7	4
Colombian	22	6	5	2	3	3	2	3	1	0
Venezuelan	23	2	1	1	0	0	0	0	0	0
Argentinian	24	3	2	2	0	0	0	1	0	0
Chilean	25	0	1	1	0	0	0	1	1	0
Bolivian	26	0	0	1	0	0	0	0	0	0
Spanish	30	5	3	7	9	8	5	6	3	3
Basque	31	0	0	0	0	0	0	1	1	1
Filipino/a	35	2	1	0	0	0	0	0	1	0
Latin American	40	0	0	0	0	0	0	0	1	0
South American	41	2	3	2	1	1	0	0	0	2

[VAR: HISPANIC] (Continued)

<u>RESPONSE</u>	<u>PUNCH</u>	<u>YEAR</u>								
		<u>2006-1</u>	<u>2006-2</u>	<u>2006-3</u>	<u>2008-1</u>	<u>2008-2</u>	<u>2008-3</u>	<u>2010-1</u>	<u>2010-2</u>	<u>2010-3</u>
Latin	45	0	0	0	0	0	0	0	0	0
Latino/a	46	1	0	0	0	1	0	0	1	0
Hispanic	47	0	1	0	1	0	1	3	0	0
Other, not specified	50	0	0	0	0	3	1	1	1	0
Don't know	98	0	1	2	1	3	3	3	1	0
No answer	99	0	2	2	3	1	1	3	1	1
Not applicable	0	0	464	724	0	442	728	0	493	740

REMARKS: The two questions above were asked sequentially of the respondent. Hand Card IU was given to Latino respondents and had response options 2-4 plus "Other Hispanic, specify." See Recodes, Appendix D.

866. What is your race? Indicate one or more races that you consider yourself to be.

HAND CARD IV

A. First mention

[VAR: RACECEN1]

<u>RESPONSE</u>	<u>PUNCH</u>	<u>YEAR</u>								
		<u>2006-1</u>	<u>2006-2</u>	<u>2006-3</u>	<u>2008-1</u>	<u>2008-2</u>	<u>2008-3</u>	<u>2010-1</u>	<u>2010-2</u>	<u>2010-3</u>
White	1	1451	1202	1001	1545	1211	1014	1539	1196	1014
Black or African American	2	284	209	178	280	224	186	304	231	199
American Indian or Alaska Native [SPECIFY]	3	13	11	7	27	21	11	20	25	10
Asian Indian	4	18	12	11	18	11	9	13	12	10
Chinese	5	15	10	7	12	10	6	14	8	7
Filipino	6	11	8	7	15	9	10	8	4	4
Japanese	7	12	10	9	4	4	4	14	7	4
Korean	8	2	0	0	5	4	4	6	6	2
Vietnamese	9	3	1	1	3	1	1	5	1	1
Other Asian [SPECIFY]	10	5	4	1	4	4	2	4	2	2
Native Hawaiian	11	4	0	1	8	3	2	4	0	1
Guamanian or Chamorro	12	3	0	0	0	0	0	0	0	1
Samoan	13		1	1	0	0	0	0	0	0
Other Pacific Islander [SPECIFY]	14	0	0	0	1	4	1	0	0	0
Some other race [SPECIFY]	15	8	8	7	7	11	6	13	2	3
Hispanic	16	169	54	33	83	51	35	88	51	34
Don't know	98	1	2	5	8	6	0	4	2	6
No answer	99	1	4	7	3	7	4	8	4	6
Not applicable	0	0	464	724	0	442	728	0	493	740

[VAR: RACEGEN3] (Continued)

<u>RESPONSE</u>	<u>PUNCH</u>	<u>YEAR</u>								
		<u>2006-1</u>	<u>2006-2</u>	<u>2006-3</u>	<u>2008-1</u>	<u>2008-2</u>	<u>2008-3</u>	<u>2010-1</u>	<u>2010-2</u>	<u>2010-3</u>
Native Hawaiian	11	0	0	0	0	0	0	0	0	1
Guamanian or Chamorro	12	0	0	0	0	1	0	0	0	0
Samoan	13	0	0	0	0	0	0	0	0	0
Other Pacific Islander [SPECIFY]	14	0	1	0	0	0	0	2	0	0
Some other race [SPECIFY]	15	1	0	0	0	0	0	0	0	0
Hispanic	16	0	0	0	1	0	0	1	5	0
Don't know	98	1	0	0	2	0	0	0	0	0
No answer	99	0	0	0	0	0	1	0	0	0
Not applicable	0	1988	1991	1997	2011	2015	2013	2025	2029	2035

REMARKS: Hand card IV contained response options 1-15 and prompts for options 3, 10, 14, and 15.

867. INTERVIEWER: PLEASE RECORD THE COLOR FROM THE COLOR CARD THAT MOST CLOSELY CORRESPONDS TO THE RESPONDENT'S FACIAL COLORING.

[VAR: RATETONE]

<u>RESPONSE</u>	<u>PUNCH</u>	<u>YEAR</u>								
		<u>2006-1</u>	<u>2006-2</u>	<u>2006-3</u>	<u>2008-1</u>	<u>2008-2</u>	<u>2008-3</u>	<u>2010-1</u>	<u>2010-2</u>	<u>2010-3</u>
1 - Lightest	1	0	0	0	0	0	393	0	407	494
2	2	0	0	0	0	0	356	0	411	245
3	3	0	0	0	0	0	130	0	141	134
4	4	0	0	0	0	0	69	0	85	47
5	5	0	0	0	0	0	38	0	42	29
6	6	0	0	0	0	0	31	0	43	28
7	7	0	0	0	0	0	23	0	35	28
8	8	0	0	0	0	0	31	0	45	29
9	9	0	0	0	0	0	9	0	12	15
10 - Darkest	10	0	0	0	0	0	2	0	7	1
Don't know	98	0	0	0	0	0	0	0	0	0
No answer	99	0	0	0	0	0	213	0	323	254
Not applicable	0	2000	2000	2000	2023	2023	728	2044	493	740

REMARKS: The change in distributions between 2012 and 2014 does not reflect any real change in the distribution of this variable. It appears to result mostly from a slightly lighter shading used for the Lightest (code 1) category in 2012 than in 2014. This drew in fewer ratings in 2012 than the slightly darker Lightest (code 1) category displayed in 2014. The differences in distributions are mostly limited to changes between codes 1 and codes 2.

868. Now we would like to ask you about U.S. citizenship. Are you...

[VAR: USCITZN]

<u>RESPONSE</u>	<u>PUNCH</u>	<u>YEAR</u>								
		<u>2006-1</u>	<u>2006-2</u>	<u>2006-3</u>	<u>2008-1</u>	<u>2008-2</u>	<u>2008-3</u>	<u>2010-1</u>	<u>2010-2</u>	<u>2010-3</u>
A U.S. citizen	1	0	87	66	118	98	73	116	77	75
Not a U.S. citizen	2	0	82	56	133	74	53	122	72	36
A U.S. citizen born in Puerto Rico, the U.S. Virgin Islands, or the Northern Marianas Islands (if volunteered)	3	0	1	0	2	0	0	3	4	0
U.S. Citizen at that time (if volunteered)	4	0	5	1	6	4	2	3	0	3
Don't know	8	0	1	0	1	1	0	3	0	0
Refused	9	0	3	2	5	3	1	2	1	0
Not applicable	0	2000	1821	1875	1758	1843	1894	1795	1890	1930

REMARKS: RESPONDENT SAYS S/HE IS "NATURALIZED," CODE "A U.S. CITIZEN."

869. Are you...

[VAR: FUCITZN]

<u>RESPONSE</u>	<u>PUNCH</u>	<u>YEAR</u>								
		<u>2006-1</u>	<u>2006-2</u>	<u>2006-3</u>	<u>2008-1</u>	<u>2008-2</u>	<u>2008-3</u>	<u>2010-1</u>	<u>2010-2</u>	<u>2010-3</u>
Currently applying for US citizenship	1	0	13	6	24	11	3	6	9	4
Planning to apply for US citizenship	2	0	37	30	61	37	31	76	32	17
Not planning to apply for US citizenship	3	0	20	16	38	21	17	34	22	10
Not eligible to become a US citizen (if volunteered)	4	0	9	2	9	4	1	4	5	5
Don't know	8	0	4	2	1	1	0	2	3	0
Refused	9	0	3	2	6	3	2	2	2	0
Not applicable	0	2000	1914	1942	1884	1946	1969	1920	1971	2008

**RESIDENCE
(DWELLING-DWELOWN)**

870. DWELLING TYPE.

[VAR: DWELLING]

RESPONSE	PUNCH	YEAR								
		<u>2006-1</u>	<u>2006-2</u>	<u>2006-3</u>	<u>2008-1</u>	<u>2008-2</u>	<u>2008-3</u>	<u>2010-1</u>	<u>2010-2</u>	<u>2010-3</u>
Trailer	1	134	89	72	118	89	63	107	87	67
Detached single family house	2	1268	1004	824	1336	983	839	1244	922	781
2-family house, 2 units side-by-side	3	62	35	33	62	50	35	97	49	38
2-family house, 2 units one above the other	4	30	19	16	25	15	16	27	26	16
Detached 3-4 family house	5	37	12	10	34	14	10	30	13	11
Row house (3 or more units in an attached row)	6	88	55	35	89	65	49	102	56	50
Apartment house (5 or more units, 3 stories or less)	7	256	143	92	224	130	98	270	140	98
Apartment house (5 or more units, 4 stories or more)	8	71	43	32	73	44	41	69	38	32
Apartment in a partly commercial structure	9	15	9	2	8	4	6	10	7	4
Other (SPECIFY)	10	20	39	26	23	26	22	25	26	23
Don't know	98	15	84	133	28	157	113	55	186	184
No answer	99	4	4	1	3	4	3	8	1	0
Not applicable	0	0	464	724	0	442	728	0	493	740

REMARKS: Contents of Punch 10 available from NORC. Interviewer coded.

871. (Do you/Does your family) own your (home/apartment), pay rent, or what?

[VAR: DWELOWN]

RESPONSE	PUNCH	YEAR								
		<u>2006-1</u>	<u>2006-2</u>	<u>2006-3</u>	<u>2008-1</u>	<u>2008-2</u>	<u>2008-3</u>	<u>2010-1</u>	<u>2010-2</u>	<u>2010-3</u>
Own or is buying	1	871	695	593	889	722	593	874	697	876
Pays rent	2	409	292	221	416	280	236	524	354	405
Other (SPECIFY)	3	27	16	24	22	23	19	26	26	20
Don't know	8	2	0	0	0	1	0	1	1	0
No answer	9	2	0	2	2	0	1	5	1	3
Not applicable	0	689	997	1160	694	997	1174	614	965	740

**HOUSEHOLD MEMBERS AND STRUCTURE
(RELATE1-RELS14)**

872. Please tell me the names of the people who usually live in this household. Let's start with the head of the household.
[LIST ON LINES 01-10 BELOW.]

Have we forgotten anyone: such as babies or small children; roomers; people who usually live here, but are away temporarily--on business trips, vacations, at school, temporarily in a hospital, and so on? [LIST ADDITIONAL PERSONS ON LINES 01-10 BELOW.]

Are there any people currently staying here--visitors, friends or relatives--do not usually live here? [LIST VISITORS ON LINES 11-14 BELOW.]

- A. What is that [PERSON'S] relationship to the HEAD OF HOUSEHOLD?
- B. Code sex. [ASK IF NOT OBVIOUS].
- C. How old was [HEAD/PERSON] on (his/her) last birthday?
- D. IF 13 YRS OR OLDER ASK: Is [PERSON] now married, widowed, divorced, separated, or has (he/she) never been married?
- E. Are any of the people we have listed staying somewhere else right now? If yes, who is staying somewhere else right now?
- F. Where is [PERSON] staying right now? Is [PERSON] staying at another household; Is (he/she) traveling; Is (he/she) in some institution or dormitory--like at college or in a hospital or something; or what?

REMARKS: For relation to head see RELATE1 and RELHHD1. See GSS Methodological Report No. 73. Over the years, the variables of household composition have changed twice. The RELATE1-14 series has been asked over all the years of the survey. In 1993, extra categories were added and, because of this, the variable names were changed to RELHHD1-14. In 2000, two additional changes were made. First, the definition of head of household was changed from "head of household" to "the person or one of the persons who own or rents this home." Second, additional categories were added about children. Because of this, a new household composition series, RELHH1-14, was created. RELHH variables can be collapsed into the RELHHD format and the RELHHD variables can be collapsed into the RELATE series.

FIRST PERSON

1. Relationship of first person to head of household

[VAR: RELATE1]

<u>RESPONSE</u>	<u>PUNCH</u>	<u>YEAR</u>								
		<u>2006-1</u>	<u>2006-2</u>	<u>2006-3</u>	<u>2008-1</u>	<u>2008-2</u>	<u>2008-3</u>	<u>2010-1</u>	<u>2010-2</u>	<u>2010-3</u>
Head of household	1	2000	1536	1276	2023	1581	1295	2044	1551	1304
Spouse	2	0	0	0	0	0	0	0	0	0
Child (natural, adopted, step)	3	0	0	0	0	0	0	0	0	0
Son-/daughter-in-law	4	0	0	0	0	0	0	0	0	0
Grand/great-grandchild	5	0	0	0	0	0	0	0	0	0
Parent/parent-in-law	6	0	0	0	0	0	0	0	0	0
Other relative	7	0	0	0	0	0	0	0	0	0
Non-relative	8	0	0	0	0	0	0	0	0	0
No answer	9	0	0	0	0	0	0	0	0	0
Not applicable	0	0	464	724	0	442	728	0	493	740

2. Gender of first person

[VAR: GENDER1]

<u>RESPONSE</u>	<u>PUNCH</u>	<u>YEAR</u>								
		<u>2006-1</u>	<u>2006-2</u>	<u>2006-3</u>	<u>2008-1</u>	<u>2008-2</u>	<u>2008-3</u>	<u>2010-1</u>	<u>2010-2</u>	<u>2010-3</u>
Male	1	1113	857	687	1157	886	698	1114	812	663
Female	2	887	679	588	865	694	597	925	738	641
Don't know	8	0	0	0	0	1	0	1	0	0
No answer	9	0	0	1	1	0	0	4	1	0
Not applicable	0	0	464	724	0	442	728	0	493	740

3. Age of first person

[VAR: OLD1]

<u>RESPONSE</u>	<u>PUNCH</u>	<u>YEAR</u>								
		<u>2006-1</u>	<u>2006-2</u>	<u>2006-3</u>	<u>2008-1</u>	<u>2008-2</u>	<u>2008-3</u>	<u>2010-1</u>	<u>2010-2</u>	<u>2010-3</u>
10-19	10-19	9	3	1	11	5	2	12	1	1
20-29	20-29	244	172	110	249	184	111	283	169	109
30-39	30-39	381	265	213	340	274	225	341	262	220
40-49	40-49	427	317	244	412	314	233	397	283	232
50-59	50-59	387	306	289	362	323	280	377	332	300
60-69	60-69	224	235	204	276	235	224	313	263	228
70-79	70-79	168	130	124	179	139	135	153	135	137
80 and over	80-97	89	87	72	88	86	62	168	599	817
Don't know	98	40	1	0	0	0	0	0	0	0
No answer	99	31	484	743	106	463	751	0	0	0
Not applicable	-1	0	0	0	0	0	0	0	0	0

REMARKS: The numbers above are collapsed for convenience of display only.

4. Marital status of first person

[VAR: MAR1]

<u>RESPONSE</u>	<u>PUNCH</u>	<u>YEAR</u>								
		<u>2006-1</u>	<u>2006-2</u>	<u>2006-3</u>	<u>2008-1</u>	<u>2008-2</u>	<u>2008-3</u>	<u>2010-1</u>	<u>2010-2</u>	<u>2010-3</u>
Married	1	1015	810	666	1041	818	676	957	753	637
Widowed	2	173	146	124	179	137	105	195	147	124
Divorced	3	318	273	226	291	251	204	336	281	244
Separated	4	87	44	43	83	41	41	91	41	34
Never married	5	385	261	216	388	333	267	422	328	264
Don't know	8	18	0	0	35	0	0	30	0	0
No answer	9	4	2	1	6	1	2	13	1	1
Not applicable	0	0	464	724	0	442	728	0	493	740

5. Is the first person staying somewhere else right now?

[VAR: AWAY1]

<u>RESPONSE</u>	<u>PUNCH</u>	<u>YEAR</u>								
		<u>2006-1</u>	<u>2006-2</u>	<u>2006-3</u>	<u>2008-1</u>	<u>2008-2</u>	<u>2008-3</u>	<u>2010-1</u>	<u>2010-2</u>	<u>2010-3</u>
Yes	1	4	0	0	21	0	0	9	0	0
Don't know	8	0	0	0	1	0	0	0	0	0
No answer	9	0	0	0	1	0	0	3	0	0
Not applicable	0	1996	2000	2000	2000	2023	2023	2032	2044	2044

REMARKS: AWAY and WHERE are used as part of the cross-section screening to select a respondent from the household, and not asked in the followups.

6. Where is the first person staying?

[VAR: WHERE1]

<u>RESPONSE</u>	<u>PUNCH</u>	<u>YEAR</u>								
		<u>2006-1</u>	<u>2006-2</u>	<u>2006-3</u>	<u>2008-1</u>	<u>2008-2</u>	<u>2008-3</u>	<u>2010-1</u>	<u>2010-2</u>	<u>2010-3</u>
Another household	1	1	0	0	10	0	0	1	0	0
Traveling	2	1	0	0	3	0	0	6	0	0
Institution	3	1	0	0	0	0	0	1	0	0
Other, don't know	4	1	0	0	2	0	0	1	0	0
No answer	9	0	0	0	8	0	0	3	0	0
Not applicable	0	1996	2000	2000	2000	2023	2023	2032	2044	2044

REMARKS: AWAY and WHERE are used as part of the cross-section screening to select a respondent from the household, and not asked in the followups.

SECOND PERSON

1. Relationship of second person to head of household

[VAR: RELATE2]

<u>RESPONSE</u>	<u>PUNCH</u>	<u>YEAR</u>								
		<u>2006-1</u>	<u>2006-2</u>	<u>2006-3</u>	<u>2008-1</u>	<u>2008-2</u>	<u>2008-3</u>	<u>2010-1</u>	<u>2010-2</u>	<u>2010-3</u>
Head of household	1	0	0	0	0	0	0	0	0	0
Spouse	2	1000	801	663	1002	796	669	909	736	628
Child (natural, adopted, step)	3	202	157	159	228	192	147	257	199	143
Son-/daughter-in-law	4	3	0	0	5	2	0	0	2	0
Grand/great-grandchild	5	9	7	0	15	0	0	1	0	9
Parent/parent-in-law	6	18	19	3	12	2	1	8	4	5
Other relative	7	23	21	36	35	49	36	65	60	48

[VAR: RELATE2] (CONTINUED)

<u>RESPONSE</u>	<u>PUNCH</u>	<u>YEAR</u>								
		<u>2006-1</u>	<u>2006-2</u>	<u>2006-3</u>	<u>2008-1</u>	<u>2008-2</u>	<u>2008-3</u>	<u>2010-1</u>	<u>2010-2</u>	<u>2010-3</u>
Non-relative	8	181	140	93	195	140	124	195	154	145
No answer	9	2	2	4	4	5	0	14	2	4
Not applicable	0	562	853	1042	527	837	1046	595	887	1062

2. Gender of second person

[VAR: GENDER2]

<u>RESPONSE</u>	<u>PUNCH</u>	<u>YEAR</u>								
		<u>2006-1</u>	<u>2006-2</u>	<u>2006-3</u>	<u>2008-1</u>	<u>2008-2</u>	<u>2008-3</u>	<u>2010-1</u>	<u>2010-2</u>	<u>2010-3</u>
Male	1	512	399	349	528	422	370	510	440	415
Female	2	926	748	608	967	761	606	936	715	567
No answer	9	0	0	1	1	3	1	3	2	0
Not applicable	0	562	853	1042	527	837	1046	595	887	1062

3. Age of second person

[VAR: OLD2]

<u>RESPONSE</u>	<u>PUNCH</u>	<u>YEAR</u>								
		<u>2006-1</u>	<u>2006-2</u>	<u>2006-3</u>	<u>2008-1</u>	<u>2008-2</u>	<u>2008-3</u>	<u>2010-1</u>	<u>2010-2</u>	<u>2010-3</u>
0-9	0-9	44	34	21	65	26	15	26	37	26
10-19	10-19	117	77	63	116	77	54	51	62	51
20-29	20-29	215	172	115	213	169	124	103	149	103
30-39	30-39	279	208	176	259	219	182	178	218	178
40-49	40-49	288	235	190	273	208	182	200	219	200
50-59	50-59	225	198	179	254	230	192	181	232	181
60-69	60-69	116	114	117	150	151	124	144	146	144
70-79	70-79	70	69	66	70	62	67	69	70	69
80 or over	80-97	35	32	23	26	33	30	30	24	30
Don't know	98	23	2	1	45	5	2	0	0	0
No answer	99	26	6	7	25	6	5	0	0	0
Not applicable	-1	562	853	1042	527	837	1046	1062	887	1062

REMARKS: The numbers above are collapsed for convenience of display only.

4. Marital status of second person

[VAR: MAR2]

<u>RESPONSE</u>	<u>PUNCH</u>	<u>YEAR</u>								
		<u>2006-1</u>	<u>2006-2</u>	<u>2006-3</u>	<u>2008-1</u>	<u>2008-2</u>	<u>2008-3</u>	<u>2010-1</u>	<u>2010-2</u>	<u>2010-3</u>
Married	1	1008	802	673	1016	807	674	937	755	645
Widowed	2	13	13	11	8	20	11	11	19	13
Divorced	3	59	50	56	56	61	61	72	81	74
Separated	4	22	15	16	17	18	11	28	11	15
Never married	5	264	203	164	295	216	180	291	223	187
Don't know	8	6	1	0	12	3	0	26	2	0
No answer	9	1	8	2	3	2	1	5	3	2
Not applicable	0	627	908	1078	616	896	1085	674	950	1108

5. Is the second person staying somewhere else right now?

[VAR: AWAY2]

<u>RESPONSE</u>	<u>PUNCH</u>	<u>YEAR</u>								
		<u>2006-1</u>	<u>2006-2</u>	<u>2006-3</u>	<u>2008-1</u>	<u>2008-2</u>	<u>2008-3</u>	<u>2010-1</u>	<u>2010-2</u>	<u>2010-3</u>
Yes	1	19	0	0	29	0	0	25	0	0
Don't know	8	0	0	0	1	0	0	0	0	0
No answer	9	0	0	0	1	0	0	2	0	0
Not applicable	0	1981	2000	2000	1992	2023	2023	2017	2044	2044

REMARKS: AWAY and WHERE are used as part of the cross-section screening to select a respondent from the household, and not asked in the followups.

6. Where is the second person staying?

[VAR: WHERE2]

<u>RESPONSE</u>	<u>PUNCH</u>	<u>YEAR</u>								
		<u>2006-1</u>	<u>2006-2</u>	<u>2006-3</u>	<u>2008-1</u>	<u>2008-2</u>	<u>2008-3</u>	<u>2010-1</u>	<u>2010-2</u>	<u>2010-3</u>
Another household	1	8	0	0	9	0	0	7	0	0
Traveling	2	1	0	0	8	0	0	9	0	0
Institution	3	6	0	0	5	0	0	7	0	0
Other, don't know	4	4	0	0	1	0	0	2	0	0
No answer	9	0	0	0	8	0	0	2	0	0
Not applicable	0	1981	2000	2000	1992	2023	2023	2017	2044	2044

REMARKS: AWAY and WHERE are used as part of the cross-section screening to select a respondent from the household, and not asked in the followups.

THIRD PERSON

1. Relationship of third person to head of household

[VAR: RELATE3]

<u>RESPONSE</u>	<u>PUNCH</u>	<u>YEAR</u>								
		<u>2006-1</u>	<u>2006-2</u>	<u>2006-3</u>	<u>2008-1</u>	<u>2008-2</u>	<u>2008-3</u>	<u>2010-1</u>	<u>2010-2</u>	<u>2010-3</u>
Head of household	1	0	0	0	0	0	0	0	0	0
Spouse	2	0	0	0	0	0	0	0	0	0
Child (natural, adopted, step)	3	658	553	472	684	600	499	647	557	469
Son-/daughter-in-law	4	6	5	0	1	1	1	1	1	4
Grand/great-grandchild	5	19	23	10	34	5	3	4	8	7
Parent/parent-in-law	6	19	29	7	18	7	8	6	11	7
Other relative	7	20	31	32	33	43	36	60	52	46
Non-relative	8	40	27	2	29	3	5	4	6	11
No answer	9	1	3	1	3	2	0	3	0	1
Not applicable	0	1237	1329	1476	1221	1362	1471	1319	1409	1499

2. Gender of third person

[VAR: GENDER3]

<u>RESPONSE</u>	<u>PUNCH</u>	<u>YEAR</u>								
		<u>2006-1</u>	<u>2006-2</u>	<u>2006-3</u>	<u>2008-1</u>	<u>2008-2</u>	<u>2008-3</u>	<u>2010-1</u>	<u>2010-2</u>	<u>2010-3</u>
Male	1	395	325	262	401	347	298	364	331	297
Female	2	361	344	260	391	310	253	352	300	248
Don't know	8	6	0	0	7	1	0	5	2	0
No answer	9	1	2	2	3	3	1	4	2	0
Not applicable	0	1237	1329	1476	1221	1362	1471	1319	1409	1499

3. Age of third person

[VAR: OLD3]

<u>RESPONSE</u>	<u>PUNCH</u>	<u>YEAR</u>								
		<u>2006-1</u>	<u>2006-2</u>	<u>2006-3</u>	<u>2008-1</u>	<u>2008-2</u>	<u>2008-3</u>	<u>2010-1</u>	<u>2010-2</u>	<u>2010-3</u>
0-9	0-9	225	184	136	236	197	159	209	193	138
10-19	10-19	306	284	228	305	258	227	279	222	192
20-29	20-29	147	126	94	154	109	87	131	123	120
30-39	30-39	25	22	20	28	32	27	35	25	32
40-49	40-49	12	12	15	14	16	12	23	24	25

[VAR: OLD3] (CONTINUED)

<u>RESPONSE</u>	<u>PUNCH</u>	<u>YEAR</u>								
		<u>2006-1</u>	<u>2006-2</u>	<u>2006-3</u>	<u>2008-1</u>	<u>2008-2</u>	<u>2008-3</u>	<u>2010-1</u>	<u>2010-2</u>	<u>2010-3</u>
50-59	50-59	9	12	12	17	17	19	11	12	9
60-69	60-69	1	5	3	4	7	5	7	10	8
70-79	70-79	9	6	3	2	1	2	5	5	4
80 or over	80-97	5	9	6	7	6	6	25	21	17
Don't know	98	13	4	5	17	8	5	0	0	0
No answer	99	11	7	2	18	10	3	0	0	0
Not applicable	-1	1237	1329	1476	1221	1362	1471	1319	1409	1499

REMARKS: The numbers above are collapsed for convenience of display only.

4. Marital status of third person

[VAR: MAR3]

<u>RESPONSE</u>	<u>PUNCH</u>	<u>YEAR</u>								
		<u>2006-1</u>	<u>2006-2</u>	<u>2006-3</u>	<u>2008-1</u>	<u>2008-2</u>	<u>2008-3</u>	<u>2010-1</u>	<u>2010-2</u>	<u>2010-3</u>
Married	1	17	24	23	24	24	23	34	25	24
Widowed	2	19	13	7	10	7	7	6	10	8
Divorced	3	18	16	15	17	12	15	18	19	20
Separated	4	10	8	6	14	7	5	12	4	6
Never married	5	383	324	252	427	312	249	350	289	265
Don't know	8	4	1	1	4	1	0	8	0	0
No answer	9	2	11	0	5	0	0	5	0	1
Not applicable	0	1547	1603	1696	1522	1660	1724	1611	1697	1720

5. Is the third person staying somewhere else right now?

[VAR: AWAY3]

<u>RESPONSE</u>	<u>PUNCH</u>	<u>YEAR</u>								
		<u>2006-1</u>	<u>2006-2</u>	<u>2006-3</u>	<u>2008-1</u>	<u>2008-2</u>	<u>2008-3</u>	<u>2010-1</u>	<u>2010-2</u>	<u>2010-3</u>
Yes	1	17	0	0	31	0	0	25	0	0
Don't know	8	0	0	0	2	0	0	0	0	0
No answer	9	0	0	0	1	0	0	2	0	0
Not applicable	0	1983	2000	2000	1989	2023	2023	2017	2044	2044

REMARKS: AWAY and WHERE are used as part of the cross-section screening to select a respondent from the household, and not asked in the followups.

6. Where is the third person staying?

[VAR: WHERE3]

<u>RESPONSE</u>	<u>PUNCH</u>	<u>YEAR</u>								
		<u>2006-1</u>	<u>2006-2</u>	<u>2006-3</u>	<u>2008-1</u>	<u>2008-2</u>	<u>2008-3</u>	<u>2010-1</u>	<u>2010-2</u>	<u>2010-3</u>
Another household	1	6	0	0	6	0	0	3	0	0
Traveling	2	0	0	0	5	0	0	1	0	0
Institution	3	10	0	0	15	0	0	18	0	0
Other, don't know	4	1	0	0	1	0	0	3	0	0
No answer	9	0	0	0	7	0	0	2	0	0
Not applicable	0	1983	2000	2000	1989	2023	2023	2017	2044	2044

REMARKS: AWAY and WHERE are used as part of the cross-section screening to select a respondent from the household, and not asked in the followups.

FOURTH PERSON

1. Relationship of fourth person to head of household

[VAR: RELATE4]

<u>RESPONSE</u>	<u>PUNCH</u>	<u>YEAR</u>								
		<u>2006-1</u>	<u>2006-2</u>	<u>2006-3</u>	<u>2008-1</u>	<u>2008-2</u>	<u>2008-3</u>	<u>2010-1</u>	<u>2010-2</u>	<u>2010-3</u>
Head of household	1	0	0	0	0	0	0	0	0	0
Spouse	2	0	0	0	0	0	0	0	0	0
Child (natural, adopted, step)	3	398	353	310	405	379	306	370	347	299
Son-/daughter-in-law	4	0	3	1	4	0	0	0	0	0
Grand/great-grandchild	5	9	22	0	34	2	0	3	1	4
Parent/parent-in-law	6	4	8	6	2	8	2	5	6	7
Other relative	7	10	22	15	11	21	29	29	29	27
Non-relative	8	22	15	10	18	7	1	7	4	8
No answer	9	0	1	1	2	0	0	3	0	1
Not applicable	0	1557	1576	1657	1547	1606	1685	1627	1657	1698

2. Gender of fourth person

[VAR: GENDER4]

<u>RESPONSE</u>	<u>PUNCH</u>	<u>YEAR</u>								
		<u>2006-1</u>	<u>2006-2</u>	<u>2006-3</u>	<u>2008-1</u>	<u>2008-2</u>	<u>2008-3</u>	<u>2010-1</u>	<u>2010-2</u>	<u>2010-3</u>
Male	1	228	208	178	238	215	163	225	208	175
Female	2	207	213	163	225	199	174	182	173	170
Don't know	8	6	0	0	9	0	0	6	2	0
No answer	9	2	3	2	4	3	1	4	4	1
Not applicable	0	1557	1576	1657	1547	1606	1685	1627	1657	1698

3. Age of fourth person

[VAR: OLD4]

<u>RESPONSE</u>	<u>PUNCH</u>	<u>YEAR</u>								
		<u>2006-1</u>	<u>2006-2</u>	<u>2006-3</u>	<u>2008-1</u>	<u>2008-2</u>	<u>2008-3</u>	<u>2010-1</u>	<u>2010-2</u>	<u>2010-3</u>
0-9	0-9	181	195	146	211	182	148	169	159	137
10-19	10-19	185	156	142	170	142	123	147	139	127
20-29	20-29	49	42	34	46	55	41	53	52	39
30-39	30-39	3	11	10	8	10	11	16	12	13
40-49	40-49	3	4	4	4	5	3	7	8	14
50-59	50-59	1	6	3	3	4	4	6	4	5
60-69	60-69	2	0	1	1	6	0	0	2	3
70-79	70-79	1	2	1	0	0	0	1	1	0
80 or over	80-97	0	1	0	1	3	1	18	10	8
Don't know	98	8	3	1	15	3	4	0	0	0
No answer	99	12	4	1	17	7	3	0	0	0
Not applicable	-1	1555	1576	1657	1547	1606	1685	1627	1657	1698

REMARKS: The numbers above are collapsed for convenience of display only.

4. Marital status of fourth person

[VAR: MAR4]

<u>RESPONSE</u>	<u>PUNCH</u>	<u>YEAR</u>								
		<u>2006-1</u>	<u>2006-2</u>	<u>2006-3</u>	<u>2008-1</u>	<u>2008-2</u>	<u>2008-3</u>	<u>2010-1</u>	<u>2010-2</u>	<u>2010-3</u>
Married	1	7	18	15	7	16	13	19	15	11
Widowed	2	0	2	1	1	4	0	3	3	4
Divorced	3	2	8	6	5	2	4	3	8	12
Separated	4	8	1	1	7	3	6	5	3	2
Never married	5	180	127	110	188	136	100	167	122	105
Don't know	8	2	0	0	1	0	1	4	0	1
No answer	9	2	7	1	4	0	0	2	0	0
Not applicable	0	1799	1837	1866	1810	1862	1899	1841	1893	1909

5. Is the fourth person staying somewhere else right now?

[VAR: AWAY4]

<u>RESPONSE</u>	<u>PUNCH</u>	<u>YEAR</u>								
		<u>2006-1</u>	<u>2006-2</u>	<u>2006-3</u>	<u>2008-1</u>	<u>2008-2</u>	<u>2008-3</u>	<u>2010-1</u>	<u>2010-2</u>	<u>2010-3</u>
Yes	1	6	0	0	12	0	0	16	0	0
Don't know	8	0	0	0	1	0	0	0	0	0
No answer	9	0	0	0	1	0	0	2	0	0
Not applicable	0	1994	2000	2000	2009	2023	2023	2026	2044	2044

REMARKS: AWAY and WHERE are used as part of the cross-section screening to select a respondent from the household, and not asked in the followups.

6. Where is the fourth person staying?

[VAR: WHERE4]

<u>RESPONSE</u>	<u>PUNCH</u>	<u>YEAR</u>								
		<u>2006-1</u>	<u>2006-2</u>	<u>2006-3</u>	<u>2008-1</u>	<u>2008-2</u>	<u>2008-3</u>	<u>2010-1</u>	<u>2010-2</u>	<u>2010-3</u>
Another household	1	1	0	0	2	0	0	0	0	0
Traveling	2	0	0	0	3	0	0	2	0	0
Institution	3	5	0	0	4	0	0	14	0	0
Other, don't know	4	0	0	0	1	0	0	0	0	0
No answer	9	0	0	0	4	0	0	2	0	0
Not applicable	0	1994	2000	2000	2009	2023	2023	2026	2044	2044

REMARKS: AWAY and WHERE are used as part of the cross-section screening to select a respondent from the household, and not asked in the followups.

FIFTH PERSON

1. Relationship of fifth person to head of household

[VAR: RELATE5]

<u>RESPONSE</u>	<u>PUNCH</u>	<u>YEAR</u>								
		<u>2006-1</u>	<u>2006-2</u>	<u>2006-3</u>	<u>2008-1</u>	<u>2008-2</u>	<u>2008-3</u>	<u>2010-1</u>	<u>2010-2</u>	<u>2010-3</u>
Head of household	1	0	0	0	0	0	0	0	0	0
Spouse	2	0	0	0	0	0	0	0	0	0
Child (natural, adopted, step)	3	160	138	144	162	170	139	161	150	139
Son-/daughter-in-law	4	2	3	0	0	1	0	0	0	1
Grand/great-grandchild	5	6	20	1	22	1	2	0	1	1
Parent/parent-in-law	6	1	1	1	0	6	5	6	4	5
Other relative	7	5	9	5	5	14	10	13	15	18
Non-relative	8	6	7	2	7	4	2	0	3	3
No answer	9	0	0	1	1	0	0	3	0	0
Not applicable	0	1820	1822	1846	1826	1827	1865	1861	1871	1877

2. Gender of fifth person

[VAR: GENDER5]

<u>RESPONSE</u>	<u>PUNCH</u>	<u>YEAR</u>								
		<u>2006-1</u>	<u>2006-2</u>	<u>2006-3</u>	<u>2008-1</u>	<u>2008-2</u>	<u>2008-3</u>	<u>2010-1</u>	<u>2010-2</u>	<u>2010-3</u>
Male	1	86	91	74	99	99	76	76	76	83
Female	2	92	86	78	90	96	81	101	93	84
Don't know	0	2	0	0	6	0	0	2	1	0
No answer	9	0	1	2	2	1	1	4	3	0
Not applicable	0	1820	1822	1846	1826	1827	1865	1861	1871	1877

3. Age of fifth person

[VAR: OLD5]

<u>RESPONSE</u>	<u>PUNCH</u>	<u>YEAR</u>								
		<u>2006-1</u>	<u>2006-2</u>	<u>2006-3</u>	<u>2008-1</u>	<u>2008-2</u>	<u>2008-3</u>	<u>2010-1</u>	<u>2010-2</u>	<u>2010-3</u>
0-9	0-9	93	101	83	112	107	81	92	97	83
10-19	10-19	61	53	52	54	60	46	57	46	53
20-29	20-29	15	15	12	12	19	16	18	9	17
30-39	30-39	0	3	1	0	0	2	2	7	3
40-49	40-49	3	0	1	2	4	4	2	1	2

[VAR: OLD5] (CONTINUED)

<u>RESPONSE</u>	<u>PUNCH</u>	<u>YEAR</u>								
		<u>2006-1</u>	<u>2006-2</u>	<u>2006-3</u>	<u>2008-1</u>	<u>2008-2</u>	<u>2008-3</u>	<u>2010-1</u>	<u>2010-2</u>	<u>2010-3</u>
50-59	50-59	1	2	0	0	2	3	1	2	2
60-69	60-69	1	2	1	0	0	0	0	1	1
70-79	70-79	0	0	0	1	0	1	1	1	2
80 or over	80-97	0	0	2	0	0	1	10	9	4
Don't know	98	3	1	0	7	2	2	0	0	0
No answer	99	4	1	2	9	2	2	0	0	0
Not applicable	-1	1819	1822	1846	1826	1827	1865	1861	1871	1877

REMARKS: The numbers above are collapsed for convenience of display only.

4. Marital status of fifth person

[VAR: MAR5]

<u>RESPONSE</u>	<u>PUNCH</u>	<u>YEAR</u>								
		<u>2006-1</u>	<u>2006-2</u>	<u>2006-3</u>	<u>2008-1</u>	<u>2008-2</u>	<u>2008-3</u>	<u>2010-1</u>	<u>2010-2</u>	<u>2010-3</u>
Married	1	0	0	0	2	3	8	0	0	0
Widowed	2	0	0	0	1	1	1	0	0	0
Divorced	3	0	0	0	2	0	1	0	0	0
Separated	4	0	0	0	2	0	0	0	0	0
Never married	5	0	0	0	55	48	39	0	0	0
Don't know	8	0	0	0	1	0	0	0	0	0
No answer	9	0	0	0	2	0	0	0	0	0
Not applicable	0	2000	2000	2000	1958	1971	1974	2044	2044	2044

5. Is the fifth person staying somewhere else right now?

[VAR: AWAY5]

<u>RESPONSE</u>	<u>PUNCH</u>	<u>YEAR</u>								
		<u>2006-1</u>	<u>2006-2</u>	<u>2006-3</u>	<u>2008-1</u>	<u>2008-2</u>	<u>2008-3</u>	<u>2010-1</u>	<u>2010-2</u>	<u>2010-3</u>
Yes	1	1	0	0	7	0	0	2	0	0
Don't know	8	0	0	0	0	0	0	0	0	0
No answer	9	0	0	0	0	0	0	2	0	0
Not applicable	0	1999	2000	2000	2016	2023	2023	2040	2044	2044

REMARKS: AWAY and WHERE are used as part of the cross-section screening to select a respondent from the household, and not asked in the followups.

6. Where is the fifth person staying?

[VAR: WHERE5]

<u>RESPONSE</u>	<u>PUNCH</u>	<u>YEAR</u>								
		<u>2006-1</u>	<u>2006-2</u>	<u>2006-3</u>	<u>2008-1</u>	<u>2008-2</u>	<u>2008-3</u>	<u>2010-1</u>	<u>2010-2</u>	<u>2010-3</u>
Another household	1	0	0	0	2	0	0	0	0	0
Traveling	2	0	0	0	1	0	0	1	0	0
Institution	3	1	0	0	2	0	0	1	0	0
Other, don't know	4	0	0	0	0	0	0	0	0	0
No answer	9	0	0	0	2	0	0	2	0	0
Not applicable	0	1999	2000	2000	2016	2023	2023	2040	2044	2044

REMARKS: AWAY and WHERE are used as part of the cross-section screening to select a respondent from the household, and not asked in the followups.

SIXTH PERSON

1. Relationship of sixth person to head of household

[VAR: RELATE6]

<u>RESPONSE</u>	<u>PUNCH</u>	<u>YEAR</u>								
		<u>2006-1</u>	<u>2006-2</u>	<u>2006-3</u>	<u>2008-1</u>	<u>2008-2</u>	<u>2008-3</u>	<u>2010-1</u>	<u>2010-2</u>	<u>2010-3</u>
Head of household	1	0	0	0	0	0	0	0	0	0
Spouse	2	0	0	0	0	0	0	0	0	0
Child (natural, adopted, step)	3	49	50	52	49	60	47	77	61	54
Son-/daughter-in-law	4	0	3	0	1	1	0	0	0	1
Grand/great-grandchild	5	7	8	0	12	2	2	0	1	1
Parent/parent-in-law	6	1	2	0	1	3	4	9	8	6
Other relative	7	2	3	4	6	9	2	5	6	10
Non-relative	8	2	1	0	4	2	1	1	4	1
No answer	9	0	0	1	0	0	0	2	0	0
Not applicable	0	1939	1933	1943	1950	1946	1967	1950	1964	1971

2. Gender of sixth person

[VAR: GENDER6]

<u>RESPONSE</u>	<u>PUNCH</u>	<u>YEAR</u>								
		<u>2006-1</u>	<u>2006-2</u>	<u>2006-3</u>	<u>2008-1</u>	<u>2008-2</u>	<u>2008-3</u>	<u>2010-1</u>	<u>2010-2</u>	<u>2010-3</u>
Male	1	35	35	20	46	38	26	46	44	40
Female	2	26	31	36	26	39	30	44	34	33
Don't know	0	0	0	0	0	0	0	2	0	0
No answer	9	0	1	1	1	0	0	2	2	0
Not applicable	0	1939	1933	1943	1950	1946	1967	1950	1964	1971

3. Age of sixth person

[VAR: OLD6]

<u>RESPONSE</u>	<u>PUNCH</u>	<u>YEAR</u>								
		<u>2006-1</u>	<u>2006-2</u>	<u>2006-3</u>	<u>2008-1</u>	<u>2008-2</u>	<u>2008-3</u>	<u>2010-1</u>	<u>2010-2</u>	<u>2010-3</u>
0-9	0-9	41	41	34	45	45	33	59	46	32
10-19	10-19	12	18	15	18	16	16	22	15	19
20-29	20-29	5	4	2	2	9	4	6	9	14
30-39	30-39	0	1	2	4	1	0	1	3	1
40-49	40-49	0	0	0	0	1	1	1	1	1
50-59	50-59	0	0	2	0	2	0	0	1	2
60-69	60-69	1	0	0	0	0	0	0	0	3
70-79	70-79	1	0	0	0	1	0	1	1	0
80 or over	80-97	0	1	0	1	0	1	4	4	1
Don't know	98	0	1	1	0	1	1	0	0	0
No answer	99	1	1	1	3	1	0	0	0	0
Not applicable	-1	1939	1933	1943	1950	1946	1967	1950	1964	1971

REMARKS: The numbers above are collapsed for convenience of display only.

4. Marital status of sixth person

[VAR: MAR6]

<u>RESPONSE</u>	<u>PUNCH</u>	<u>YEAR</u>								
		<u>2006-1</u>	<u>2006-2</u>	<u>2006-3</u>	<u>2008-1</u>	<u>2008-2</u>	<u>2008-3</u>	<u>2010-1</u>	<u>2010-2</u>	<u>2010-3</u>
Married	1	1	2	1	2	1	3	1	2	5
Widowed	2	1	1	0	1	1	0	0	2	1
Divorced	3	0	0	3	0	0	0	0	2	2
Separated	4	0	0	0	0	1	0	2	0	2
Never married	5	12	7	5	16	18	14	25	17	17
Don't know	8	0	0	0	1	0	0	0	0	0
No answer	9	0	2	0	1	0	0	2	0	0
Not applicable	0	1986	1988	1991	2002	2002	2006	2014	2021	2017

5. Is the sixth person staying somewhere else right now?

[VAR: AWAY6]

<u>RESPONSE</u>	<u>PUNCH</u>	<u>YEAR</u>								
		<u>2006-1</u>	<u>2006-2</u>	<u>2006-3</u>	<u>2008-1</u>	<u>2008-2</u>	<u>2008-3</u>	<u>2010-1</u>	<u>2010-2</u>	<u>2010-3</u>
Yes	1	1	0	0	4	0	0	1	0	0
Don't know	8	0	0	0	0	0	0	0	0	0
No answer	9	0	0	0	0	0	0	2	0	0
Not applicable	0	1999	2000	2000	2019	2023	2023	2041	2044	2044

REMARKS: AWAY and WHERE are used as part of the cross-section screening to select a respondent from the household, and not asked in the followups.

6. Where is sixth person staying?

[VAR: WHERE6]

<u>RESPONSE</u>	<u>PUNCH</u>	<u>YEAR</u>								
		<u>2006-1</u>	<u>2006-2</u>	<u>2006-3</u>	<u>2008-1</u>	<u>2008-2</u>	<u>2008-3</u>	<u>2010-1</u>	<u>2010-2</u>	<u>2010-3</u>
Another household	1	0	0	0	0	0	0	0	0	0
Traveling	2	0	0	0	1	0	0	0	0	0
Institution	3	1	0	0	2	0	0	1	0	0
Other, don't know	4	0	0	0	0	0	0	0	0	0
No answer	9	0	0	0	1	0	0	2	0	0
Not applicable	0	1999	2000	2000	2019	2023	2023	2041	2044	2044

REMARKS: AWAY and WHERE are used as part of the cross-section screening to select a respondent from the household, and not asked in the followups.

SEVENTH PERSON

1. Relationship of seventh person to head of household

[VAR: RELATE7]

<u>RESPONSE</u>	<u>PUNCH</u>	<u>YEAR</u>								
		<u>2006-1</u>	<u>2006-2</u>	<u>2006-3</u>	<u>2008-1</u>	<u>2008-2</u>	<u>2008-3</u>	<u>2010-1</u>	<u>2010-2</u>	<u>2010-3</u>
Head of household	1	0	0	0	0	0	0	0	0	0
Spouse	2	0	0	0	0	0	0	0	0	0
Child (natural, adopted, step)	3	18	21	26	14	23	16	32	21	22
Son-/daughter-in-law	4	0	0	0	0	0	0	0	0	0
Grand/great-grandchild	5	2	4	0	6	0	0	0	0	2
Parent/parent-in-law	6	0	0	0	0	1	1	5	6	4
Other relative	7	1	3	2	0	6	1	2	6	2
Non-relative	8	1	1	0	1	2	1	0	1	1
No answer	9	0	0	1	0	0	0	2	0	0
Not applicable	0	1978	1971	1971	2002	1991	2004	2003	2010	2013

2. Gender of seventh person

[VAR: GENDER7]

<u>RESPONSE</u>	<u>PUNCH</u>	<u>YEAR</u>								
		<u>2006-1</u>	<u>2006-2</u>	<u>2006-3</u>	<u>2008-1</u>	<u>2008-2</u>	<u>2008-3</u>	<u>2010-1</u>	<u>2010-2</u>	<u>2010-3</u>
Male	1	11	17	15	7	12	9	23	21	17
Female	2	11	12	13	14	20	10	15	12	14
Don't know	8	0	0	0	0	0	0	1	0	0
No answer	9	0	0	1	0	0	0	2	1	0
Not applicable	0	1978	1971	1971	2002	1991	2004	2003	2010	2013

3. Age of seventh person

[VAR: OLD7]

<u>RESPONSE</u>	<u>PUNCH</u>	<u>YEAR</u>								
		<u>2006-1</u>	<u>2006-2</u>	<u>2006-3</u>	<u>2008-1</u>	<u>2008-2</u>	<u>2008-3</u>	<u>2010-1</u>	<u>2010-2</u>	<u>2010-3</u>
0-9	0-9	16	23	19	14	17	11	29	16	16
10-19	10-19	4	2	6	5	8	5	7	6	6
20-29	20-29	1	3	3	1	2	2	3	8	2
30-39	30-39	0	0	0	1	1	0	1	0	2
40-49	40-49	0	0	0	0	0	1	0	1	1

[VAR: OLD7] (CONTINUED)

<u>RESPONSE</u>	<u>PUNCH</u>	<u>YEAR</u>								
		<u>2006-1</u>	<u>2006-2</u>	<u>2006-3</u>	<u>2008-1</u>	<u>2008-2</u>	<u>2008-3</u>	<u>2010-1</u>	<u>2010-2</u>	<u>2010-3</u>
50-59	50-59	0	0	0	0	1	0	0	0	1
60-69	60-69	0	0	0	0	0	0	0	0	0
70-79	70-79	0	0	0	0	0	0	0	0	1
80 or over	80-97	0	0	0	0	2	0	1	3	2
Don't know	98	0	1	0	0	1	0	0	0	0
No answer	99	1	0	1	0	0	0	0	0	0
Not applicable	-1	1978	1971	1971	2002	1991	2004	2003	2010	2013

REMARKS: The numbers above are collapsed for convenience of display only.

4. Marital status of seventh person

[VAR: MAR7]

<u>RESPONSE</u>	<u>PUNCH</u>	<u>YEAR</u>								
		<u>2006-1</u>	<u>2006-2</u>	<u>2006-3</u>	<u>2008-1</u>	<u>2008-2</u>	<u>2008-3</u>	<u>2010-1</u>	<u>2010-2</u>	<u>2010-3</u>
Married	1	0	0	1	1	0	1	0	0	3
Widowed	2	0	0	0	0	2	0	0	0	2
Divorced	3	0	0	0	0	1	0	0	2	0
Separated	4	0	0	0	0	2	0	0	0	0
Never married	5	3	3	3	4	4	2	9	11	4
Don't know	8	0	0	0	0	0	0	0	0	1
No answer	9	0	1	0	0	0	0	2	0	0
Not applicable	0	1997	1996	1996	2018	2014	2020	2033	2031	2034

5. Is the seventh person staying somewhere else right now?

[VAR: AWAY7]

<u>RESPONSE</u>	<u>PUNCH</u>	<u>YEAR</u>								
		<u>2006-1</u>	<u>2006-2</u>	<u>2006-3</u>	<u>2008-1</u>	<u>2008-2</u>	<u>2008-3</u>	<u>2010-1</u>	<u>2010-2</u>	<u>2010-3</u>
Yes	1	0	0	0	3	0	0	1	0	0
Don't know	8	0	0	0	0	0	0	0	0	0
No answer	9	0	0	0	0	0	0	2	0	0
Not applicable	0	2000	2000	2000	2020	2023	2023	2041	2044	2044

REMARKS: AWAY and WHERE are used as part of the cross-section screening to select a respondent from the household, and not asked in the followups.

6. Where is the seventh person staying?

[VAR: WHERE7]

<u>RESPONSE</u>	<u>PUNCH</u>	<u>YEAR</u>								
		<u>2006-1</u>	<u>2006-2</u>	<u>2006-3</u>	<u>2008-1</u>	<u>2008-2</u>	<u>2008-3</u>	<u>2010-1</u>	<u>2010-2</u>	<u>2010-3</u>
Another household	1	0	0	0	0	0	0	0	0	0
Traveling	2	0	0	0	2	0	0	0	0	0
Institution	3	0	0	0	0	0	0	1	0	0
Other, don't know	4	0	0	0	0	0	0	0	0	0
No answer	9	0	0	0	1	0	0	2	0	0
Not applicable	0	2000	2000	2000	2020	2023	2023	2041	2044	2044

REMARKS: AWAY and WHERE are used as part of the cross-section screening to select a respondent from the household, and not asked in the followups.

EIGHTH PERSON

1. Relationship of eighth person to head of household

[VAR: RELATE8]

<u>RESPONSE</u>	<u>PUNCH</u>	<u>YEAR</u>								
		<u>2006-1</u>	<u>2006-2</u>	<u>2006-3</u>	<u>2008-1</u>	<u>2008-2</u>	<u>2008-3</u>	<u>2010-1</u>	<u>2010-2</u>	<u>2010-3</u>
Head of household	1	0	0	0	0	0	0	0	0	0
Spouse	2	0	0	0	0	0	0	0	0	0
Child (natural, adopted, step)	3	6	5	13	4	10	6	14	9	8
Son-/daughter-in-law	4	0	1	0	0	0	0	0	0	0
Grand/great-grandchild	5	0	2	0	3	1	0	0	0	0
Parent/parent-in-law	6	0	0	1	0	0	1	1	2	3
Other relative	7	0	1	1	1	0	0	1	3	4
Non-relative	8	0	0	0	0	1	0	0	0	0
No answer	9	0	0	1	0	0	0	2	0	0
Not applicable	0	1994	1991	1984	2015	2011	2016	2026	2030	2029

2. Gender of eighth person

[VAR: GENDER8]

<u>RESPONSE</u>	<u>PUNCH</u>	<u>YEAR</u>								
		<u>2006-1</u>	<u>2006-2</u>	<u>2006-3</u>	<u>2008-1</u>	<u>2008-2</u>	<u>2008-3</u>	<u>2010-1</u>	<u>2010-2</u>	<u>2010-3</u>
Male	1	2	3	8	6	6	2	8	9	7
Female	2	4	6	7	2	6	5	8	5	8
Don't know	8	0	0	0	0	0	0	0	0	0
No answer	9	0	0	1	0	0	0	2	0	0
Not applicable	0	1994	1991	1984	2015	2011	2016	2026	2030	2029

3. Age of eighth person

[VAR: OLD8]

<u>RESPONSE</u>	<u>PUNCH</u>	<u>YEAR</u>								
		<u>2006-1</u>	<u>2006-2</u>	<u>2006-3</u>	<u>2008-1</u>	<u>2008-2</u>	<u>2008-3</u>	<u>2010-1</u>	<u>2010-2</u>	<u>2010-3</u>
0-9	0-9	4	7	9	6	6	3	15	8	9
10-19	10-19	1	1	3	2	2	1	0	2	1
20-29	20-29	0	1	3	0	2	1	1	2	5
30-39	30-39	0	0	0	0	0	2	1	0	0
40-49	40-49	0	0	0	0	0	0	0	1	0
50-59	50-59	0	0	0	0	0	0	0	0	0
60-69	60-69	0	0	0	0	1	0	0	0	0
70-79	70-79	0	0	0	0	0	0	0	0	0
80 or over	80-97	0	0	0	0	0	0	1	1	0
Don't know	98	0	0	0	0	1	0	0	0	0
No answer	99	1	0	1	0	0	0	0	0	0
Not applicable	-1	1994	1991	1984	2015	2011	2016	2026	2030	2029

REMARKS: The numbers above are collapsed for convenience of display only.

4. Marital status of eighth person

[VAR: MAR8]

<u>RESPONSE</u>	<u>PUNCH</u>	<u>YEAR</u>								
		<u>2006-1</u>	<u>2006-2</u>	<u>2006-3</u>	<u>2008-1</u>	<u>2008-2</u>	<u>2008-3</u>	<u>2010-1</u>	<u>2010-2</u>	<u>2010-3</u>
Married	1	0	0	1	0	0	0	2	0	0
Widowed	2	0	0	0	0	0	0	0	1	0
Divorced	3	0	0	0	0	1	1	0	0	0
Separated	4	0	0	0	0	1	0	0	0	0
Never married	5	1	1	3	1	2	2	1	3	5
Don't know	8	0	0	0	0	0	0	0	0	1
No answer	9	0	0	0	0	0	0	2	0	0
Not applicable	0	1999	1999	1996	2022	2019	2020	2039	2040	2038

5. Is the eighth person staying somewhere else right now?

[VAR: AWAY8]

<u>RESPONSE</u>	<u>PUNCH</u>	<u>YEAR</u>								
		<u>2006-1</u>	<u>2006-2</u>	<u>2006-3</u>	<u>2008-1</u>	<u>2008-2</u>	<u>2008-3</u>	<u>2010-1</u>	<u>2010-2</u>	<u>2010-3</u>
Yes	1	0	0	0	2	0	0	0	0	0
Don't know	8	0	0	0	0	0	0	0	0	0
No answer	9	0	0	0	0	0	0	0	0	0
Not applicable	0	2000	2000	2000	2021	2023	2023	2044	2044	2044

REMARKS: AWAY and WHERE are used as part of the cross-section screening to select a respondent from the household, and not asked in the followups.

6. Where is the eighth person staying?

[VAR: WHERE8]

<u>RESPONSE</u>	<u>PUNCH</u>	<u>YEAR</u>								
		<u>2006-1</u>	<u>2006-2</u>	<u>2006-3</u>	<u>2008-1</u>	<u>2008-2</u>	<u>2008-3</u>	<u>2010-1</u>	<u>2010-2</u>	<u>2010-3</u>
Another household	1	0	0	0	0	0	0	0	0	0
Traveling	2	0	0	0	1	0	0	0	0	0
Institution	3	0	0	0	0	0	0	0	0	0
Other, don't know	4	0	0	0	0	0	0	0	0	0
No answer	9	0	0	0	1	0	0	0	0	0
Not applicable	0	2000	2000	2000	2021	2023	2023	2044	2044	2044

REMARKS: AWAY and WHERE are used as part of the cross-section screening to select a respondent from the household, and not asked in the followups.

NINTH PERSON

1. Relationship of ninth person to head of household

[VAR: RELATE9]

<u>RESPONSE</u>	<u>PUNCH</u>	<u>YEAR</u>								
		<u>2006-1</u>	<u>2006-2</u>	<u>2006-3</u>	<u>2008-1</u>	<u>2008-2</u>	<u>2008-3</u>	<u>2010-1</u>	<u>2010-2</u>	<u>2010-3</u>
Head of household	1	0	0	0	0	0	0	0	0	0
Spouse	2	0	0	0	0	0	0	0	0	0
Child (natural, adopted, step)	3	2	3	5	1	5	2	6	2	4
Son-/daughter-in-law	4	0	1	0	0	0	0	0	0	0
Grand/great-grandchild	5	1	1	0	1	0	0	0	0	0
Parent/parent-in-law	6	0	0	0	0	0	0	2	0	1
Other relative	7	0	1	1	0	0	1	1	0	2
Non-relative	8	0	0	0	0	0	0	0	0	0
No answer	9	0	0	1	0	0	0	2	0	0
Not applicable	0	1997	1994	1993	2021	2018	2020	2033	2042	2037

2. Gender of ninth person

[VAR: GENDER9]

<u>RESPONSE</u>	<u>PUNCH</u>	<u>YEAR</u>								
		<u>2006-1</u>	<u>2006-2</u>	<u>2006-3</u>	<u>2008-1</u>	<u>2008-2</u>	<u>2008-3</u>	<u>2010-1</u>	<u>2010-2</u>	<u>2010-3</u>
Male	1	2	2	4	0	2	2	5	1	4
Female	2	1	3	2	2	3	1	4	1	3
Don't know	8	0	1	0	0	0	0	0	0	0
No answer	9	0	0	1	0	0	0	2	0	0
Not applicable	0	1997	1994	1993	2021	2018	2020	2033	2042	2037

3. Age of ninth person

[VAR: OLD9]

<u>RESPONSE</u>	<u>PUNCH</u>	<u>YEAR</u>								
		<u>2006-1</u>	<u>2006-2</u>	<u>2006-3</u>	<u>2008-1</u>	<u>2008-2</u>	<u>2008-3</u>	<u>2010-1</u>	<u>2010-2</u>	<u>2010-3</u>
0-9	0-9	3	3	4	1	2	0	8	1	4
10-19	10-19	0	0	2	1	2	1	1	1	1
20-29	20-29	0	0	0	0	1	1	1	0	2
30-39	30-39	0	0	0	0	0	1	1	0	0
40-49	40-49	0	1	0	0	0	0	0	0	0
50-59	50-59	0	0	0	0	0	0	0	0	0
60-69	60-69	0	0	0	0	0	0	0	0	0
70-79	70-79	0	1	0	0	0	0	0	0	0
80 or over	80-97	0	0	0	0	0	0	0	0	0
Don't know	98	0	1	0	0	0	0	0	0	0
No answer	99	0	0	1	0	0	0	0	0	0
Not applicable	-1	1997	1994	1993	2021	2018	2020	2033	2042	2037

REMARKS: The numbers above are collapsed for convenience of display only.

4. Marital status of ninth person

[VAR: MAR9]

<u>RESPONSE</u>	<u>PUNCH</u>	<u>YEAR</u>								
		<u>2006-1</u>	<u>2006-2</u>	<u>2006-3</u>	<u>2008-1</u>	<u>2008-2</u>	<u>2008-3</u>	<u>2010-1</u>	<u>2010-2</u>	<u>2010-3</u>
Married	1	0	0	0	0	0	0	2	0	1
Widowed	2	0	0	0	0	0	0	0	0	0
Divorced	3	0	0	0	0	0	1	0	0	0
Separated	4	0	0	0	0	0	0	0	0	0
Never married	5	0	0	1	0	1	2	0	1	2
No answer	9	0	0	0	0	0	0	2	0	0
Not applicable	0	2000	2000	1999	2023	2022	2020	2040	2043	2041

5. Is the ninth person staying somewhere else right now?

[VAR: AWAY9]

<u>RESPONSE</u>	<u>PUNCH</u>	<u>YEAR</u>								
		<u>2006-1</u>	<u>2006-2</u>	<u>2006-3</u>	<u>2008-1</u>	<u>2008-2</u>	<u>2008-3</u>	<u>2010-1</u>	<u>2010-2</u>	<u>2010-3</u>
Yes	1	0	0	0	1	0	0	0	0	0
Don't answer	8	0	0	0	0	0	0	0	0	0
No answer	9	0	0	0	0	0	0	0	0	0
Not applicable	0	2000	2000	2000	2022	2023	2023	2044	2044	2044

REMARKS: AWAY and WHERE are used as part of the cross-section screening to select a respondent from the household, and not asked in the followups.

TENTH PERSON

1. Relationship of tenth person to head of household

[VAR: RELATE10]

<u>RESPONSE</u>	<u>PUNCH</u>	<u>YEAR</u>								
		<u>2006-1</u>	<u>2006-2</u>	<u>2006-3</u>	<u>2008-1</u>	<u>2008-2</u>	<u>2008-3</u>	<u>2010-1</u>	<u>2010-2</u>	<u>2010-3</u>
Head of household	1	0	0	0	0			0	0	0
Spouse	2	0	0	0	0	0	0	0	0	0
Child (natural, adopted, step)	3	1	1	3	1	2	1	4	2	3
Son-/daughter-in-law	4	0	0	0	0	0	0	0	0	0
Grand/great-grandchild	5	1	1	0	0	0	0	0	0	0
Parent/parent-in-law	6	0	0	0	0	0	0	1	0	0
Other relative	7	0	1	1	0	0	0	1	0	1
Non-relative	8	0	0	0	0	0	0	0	0	0
No answer	9	0	0	1	0	0	0	2	0	0
Not applicable	0	1998	1997	1995	2022	2021	2022	2036	2042	2040

2. Gender of tenth person

[VAR: GENDER10]

<u>RESPONSE</u>	<u>PUNCH</u>	<u>YEAR</u>								
		<u>2006-1</u>	<u>2006-2</u>	<u>2006-3</u>	<u>2008-1</u>	<u>2008-2</u>	<u>2008-3</u>	<u>2010-1</u>	<u>2010-2</u>	<u>2010-3</u>
Male	1	2	1	1	1	2	0	5	1	3
Female	2	0	2	3	0	0	1	1	1	1
No answer	9	0	0	1	0	0	0	2	0	0
Not applicable	0	1998	1997	1995	2022	2021	2022	2036	2042	2040

3. Age of tenth person

[VAR: OLD10]

<u>RESPONSE</u>	<u>PUNCH</u>	<u>YEAR</u>								
		<u>2006-1</u>	<u>2006-2</u>	<u>2006-3</u>	<u>2008-1</u>	<u>2008-2</u>	<u>2008-3</u>	<u>2010-1</u>	<u>2010-2</u>	<u>2010-3</u>
0-9	0-9	2	2	3	0	1	0	7	1	3
10-19	10-19	0	0	0	1	1	0	1	1	1
20-29	20-29	0	0	1	0	0	0	0	0	0
30-39	30-39	0	0	0	0	0	1	0	0	0
40-49	40-49	0	1	0	0	0	0	0	0	0
50-59	50-59	0	0	0	0	0	0	0	0	0
60-69	60-69	0	0	0	0	0	0	0	0	0
70-79	70-79	0	0	0	0	0	0	0	0	0
80 or over	80-97	0	0	0	0	0	0	0	0	0
Don't know	98	0	0	0	0	0	0	0	0	0
No answer	99	0	0	1	0	0	0	0	0	0
Not applicable	-1	1998	1997	1995	2022	2021	2022	2036	2042	2040

REMARKS: The numbers above are collapsed for convenience of display only.

4. Marital status of tenth person

[VAR: MAR10]

<u>RESPONSE</u>	<u>PUNCH</u>	<u>YEAR</u>								
		<u>2006-1</u>	<u>2006-2</u>	<u>2006-3</u>	<u>2008-1</u>	<u>2008-2</u>	<u>2008-3</u>	<u>2010-1</u>	<u>2010-2</u>	<u>2010-3</u>
Married	1	0	0	0	0	0	0	0	0	0
Widowed	2	0	0	0	0	0	0	0	0	0
Divorced	3	0	0	0	0	0	0	0	0	0
Separated	4	0	0	0	0	0	0	0	0	0
Never married	5	0	0	1	0	0	1	0	1	1
No answer	9	0	0	0	0	0	0	0	0	0
Not applicable	0	2000	2000	1999	2023	2023	2022	2044	2043	2043

ELEVENTH PERSON (VISITOR)

1. Relationship of eleventh person to head of household

[VAR: RELATE11]

<u>RESPONSE</u>	<u>PUNCH</u>	<u>YEAR</u>								
		<u>2006-1</u>	<u>2006-2</u>	<u>2006-3</u>	<u>2008-1</u>	<u>2008-2</u>	<u>2008-3</u>	<u>2010-1</u>	<u>2010-2</u>	<u>2010-3</u>
Head of household	1	0	0	0	0	0	0	0	0	0
Spouse	2	0	0	0	0	0	0	0	0	0
Child (natural, adopted, step)	3	5	10	20	3	35	26	10	21	25
Son-/daughter-in-law	4	1	1	1	0	0	2	0	0	1
Grand/great-grandchild	5	0	5	2	2	2	3	2	3	2
Parent/parent-in-law	6	3	4	2	3	5	4	1	5	1
Other relative	7	7	18	14	6	23	12	10	28	25
Non-relative	8	8	17	4	5	4	2	3	10	5
No answer	9	0	0	0	0	0	0	2	0	0
Not applicable	0	1976	1945	1957	2004	1954	1974	2016	1977	1985

2. Gender of eleventh person

[VAR: GENDER11]

<u>RESPONSE</u>	<u>PUNCH</u>	<u>YEAR</u>								
		<u>2006-1</u>	<u>2006-2</u>	<u>2006-3</u>	<u>2008-1</u>	<u>2008-2</u>	<u>2008-3</u>	<u>2010-1</u>	<u>2010-2</u>	<u>2010-3</u>
Male	1	17	38	22	12	24	23	17	29	27
Female	2	7	17	20	7	44	25	9	38	32
No answer	9	0	0	1	0	1	1	2	0	0
Not applicable	0	1976	1945	1957	2004	1954	1974	2016	1977	1985

3. Age of eleventh person

[VAR: OLD11]

<u>RESPONSE</u>	<u>PUNCH</u>	<u>YEAR</u>								
		<u>2006-1</u>	<u>2006-2</u>	<u>2006-3</u>	<u>2008-1</u>	<u>2008-2</u>	<u>2008-3</u>	<u>2010-1</u>	<u>2010-2</u>	<u>2010-3</u>
0-9	0-9	0	6	3	2	5	4	5	8	2
10-19	10-19	3	6	6	3	19	9	3	7	8
20-29	20-29	9	11	11	7	20	14	8	25	13
30-39	30-39	4	11	2	2	6	5	4	7	15
40-49	40-49	3	12	5	1	5	2	2	5	5
50-59	50-59	1	4	8	1	0	6	2	8	4

[VAR: OLD11] (CONTINUED)

<u>RESPONSE</u>	<u>PUNCH</u>	<u>YEAR</u>								
		<u>2006-1</u>	<u>2006-2</u>	<u>2006-3</u>	<u>2008-1</u>	<u>2008-2</u>	<u>2008-3</u>	<u>2010-1</u>	<u>2010-2</u>	<u>2010-3</u>
60-69	60-69	0	3	2	2	3	3	1	1	5
70-79	70-79	3	2	3	0	3	1	3	4	1
80 or over	80-97	0	0	2	0	3	4	0	2	6
Don't know	98	1	0	0	1	4	0	0	0	0
No answer	99	0	0	1	0	1	1	0	0	0
Not applicable	-1	1976	1945	1957	2004	1954	1974	2016	1977	1985

REMARKS: The numbers above are collapsed for convenience of display only.

4. Marital status of eleventh person

[VAR: MAR11]

<u>RESPONSE</u>	<u>PUNCH</u>	<u>YEAR</u>								
		<u>2006-1</u>	<u>2006-2</u>	<u>2006-3</u>	<u>2008-1</u>	<u>2008-2</u>	<u>2008-3</u>	<u>2010-1</u>	<u>2010-2</u>	<u>2010-3</u>
Married	1	5	9	3	2	9	5	6	11	6
Widowed	2	1	3	2	1	9	3	1	3	6
Divorced	3	2	9	9	4	4	6	2	8	10
Separated	4	0	6	5	1	1	0	0	1	3
Never married	5	16	22	19	8	29	25	14	33	27
Don't know	8	0	0	0	0	0	1	0	0	0
No answer	9	0	0	0	0	0	0	2	1	0
Not applicable	0	1976	1951	1962	2007	1971	1983	2019	1987	1992

5. Is the eleventh person staying somewhere else right now?

[VAR: AWAY11]

<u>RESPONSE</u>	<u>PUNCH</u>	<u>YEAR</u>								
		<u>2006-1</u>	<u>2006-2</u>	<u>2006-3</u>	<u>2008-1</u>	<u>2008-2</u>	<u>2008-3</u>	<u>2010-1</u>	<u>2010-2</u>	<u>2010-3</u>
Yes	1	3	0	0	3	0	0	4	0	0
Don't know	8	0	0	0	0	0	0	0	0	0
No answer	9	0	0	0	0	0	0	2	0	0
Not applicable	0	1997	2000	2000	2020	2023	2023	2038	2044	2044

REMARKS: AWAY and WHERE are used as part of the cross-section screening to select a respondent from the household, and not asked in the followups.

6. Where is the eleventh person staying?

[VAR: WHERE11]

<u>RESPONSE</u>	<u>PUNCH</u>	<u>YEAR</u>								
		<u>2006-1</u>	<u>2006-2</u>	<u>2006-3</u>	<u>2008-1</u>	<u>2008-2</u>	<u>2008-3</u>	<u>2010-1</u>	<u>2010-2</u>	<u>2010-3</u>
Another household	1	2	0	0	2	0	0	2	0	0
Traveling	2	0	0	0	0	0	0	1	0	0
Institution	3	1	0	0	0	0	0	1	0	0
Other, don't know	4	0	0	0	1	0	0	0	0	0
No answer	9	0	0	0	0	0	0	2	0	0
Not applicable	0	1997	2000	2000	2020	2023	2023	2038	2044	2044

REMARKS: AWAY and WHERE are used as part of the cross-section screening to select a respondent from the household, and not asked in the followups.

TWELFTH PERSON (VISITOR)

1. Relationship of twelfth person to head of household

[VAR: RELATE12]

<u>RESPONSE</u>	<u>PUNCH</u>	<u>YEAR</u>								
		<u>2006-1</u>	<u>2006-2</u>	<u>2006-3</u>	<u>2008-1</u>	<u>2008-2</u>	<u>2008-3</u>	<u>2010-1</u>	<u>2010-2</u>	<u>2010-3</u>
Head of household	1	0	0	0	0	0	0	0	0	0
Spouse	2	0	0	0	0	0	0	0	0	0
Child (natural, adopted, step)	3	1	3	6	0	19	6	3	8	7
Son-/daughter-in-law	4	1	2	0	0	0	0	0	0	0
Grand/great-grandchild	5	0	2	0	0	0	1	2	1	0
Parent/parent-in-law	6	2	0	0	0	0	1	0	2	0
Other relative	7	2	1	3	2	4	3	2	7	7
Non-relative	8	1	3	0	2	1	0	0	2	3
No answer	9	0	0	0	0	0	0	2	1	0
Not applicable	0	1993	1989	1991	2019	1999	2012	2035	2023	2027

2. Gender of twelfth person

[VAR: GENDER12]

<u>RESPONSE</u>	<u>PUNCH</u>	<u>YEAR</u>								
		<u>2006-1</u>	<u>2006-2</u>	<u>2006-3</u>	<u>2008-1</u>	<u>2008-2</u>	<u>2008-3</u>	<u>2010-1</u>	<u>2010-2</u>	<u>2010-3</u>
Male	1	3	6	6	2	16	4	3	10	5
Female	2	4	5	3	2	8	7	4	11	12
No answer	9	0	0	0	0	0	0	2	0	0
Not applicable	0	1993	1989	1991	2019	1999	2012	2035	2023	2027

3. Age of twelfth person

[VAR: OLD12]

<u>RESPONSE</u>	<u>PUNCH</u>	<u>YEAR</u>								
		<u>2006-1</u>	<u>2006-2</u>	<u>2006-3</u>	<u>2008-1</u>	<u>2008-2</u>	<u>2008-3</u>	<u>2010-1</u>	<u>2010-2</u>	<u>2010-3</u>
0-9	0-9	0	2	3	2	9	2	3	7	6
10-19	10-19	1	2	1	1	6	5	1	4	2
20-29	20-29	1	3	1	0	4	0	2	3	3
30-39	30-39	1	3	1	0	1	0	0	2	3
40-49	40-49	2	0	1	1	0	1	0	2	0
50-59	50-59	0	1	1	0	2	0	1	1	0
60-69	60-69	0	0	0	0	0	1	1	1	0
70-79	70-79	2	0	0	0	0	1	1	0	0
80 or over	80-97	0	0	1	0	0	1	0	1	3
Don't know	98	0	0	0	0	2	0	0	0	0
No answer	99	0	0	0	0	0	0	0	0	0
Not applicable	-1	1993	1989	1991	2019	1999	2012	2035	2023	2027

REMARKS: The numbers above are collapsed for convenience of display only.

4. Marital status of twelfth person

[VAR: MAR12]

<u>RESPONSE</u>	<u>PUNCH</u>	<u>YEAR</u>								
		<u>2006-1</u>	<u>2006-2</u>	<u>2006-3</u>	<u>2008-1</u>	<u>2008-2</u>	<u>2008-3</u>	<u>2010-1</u>	<u>2010-2</u>	<u>2010-3</u>
Married	1	5	4	3	1	2	3	3	5	2
Widowed	2	0	0	0	0	0	0	0	0	0
Divorced	3	0	1	0	0	0	0	0	1	0
Separated	4	0	0	0	0	1	0	0	0	0
Never married	5	2	4	2	1	8	4	3	4	4
Don't know	8	0	0	0	0	0	0	0	0	1
No answer	9	0	0	0	0	0	0	2	0	0
Not applicable	0	1993	1991	1995	2021	2012	2016	2036	2034	2037

5. Is the twelfth person staying somewhere else right now?

[VAR: AWAY12]

<u>RESPONSE</u>	<u>PUNCH</u>	<u>YEAR</u>								
		<u>2006-1</u>	<u>2006-2</u>	<u>2006-3</u>	<u>2008-1</u>	<u>2008-2</u>	<u>2008-3</u>	<u>2010-1</u>	<u>2010-2</u>	<u>2010-3</u>
Yes	1	0	0	0	1	0	0	0	0	0
Don't know	8	0	0	0	0	0	0	0	0	0
No answer	9	0	0	0	0	0	0	0	0	0
Not applicable	0	2000	2000	2000	2022	2023	2023	2044	2044	2044

REMARKS: AWAY and WHERE are used as part of the cross-section screening to select a respondent from the household, and not asked in the followups.

6. Where is the twelfth person staying?

[VAR: WHERE12]

<u>RESPONSE</u>	<u>PUNCH</u>	<u>YEAR</u>								
		<u>2006-1</u>	<u>2006-2</u>	<u>2006-3</u>	<u>2008-1</u>	<u>2008-2</u>	<u>2008-3</u>	<u>2010-1</u>	<u>2010-2</u>	<u>2010-3</u>
Another household	1	0	0	0	0	0	0	0	0	0
Traveling	2	0	0	0	0	0	0	0	0	0
Institution	3	0	0	0	0	0	0	0	0	0
Other, don't know	4	0	0	0	1	0	0	0	0	0
No answer	9	0	0	0	0	0	0	0	0	0
Not applicable	0	2000	2000	2000	2022	2023	2023	2044	2044	2044

REMARKS: AWAY and WHERE are used as part of the cross-section screening to select a respondent from the household, and not asked in the followups.

THIRTEENTH PERSON (VISITOR)

1. Relationship of thirteenth person to head of household

[VAR: RELATE13]

<u>RESPONSE</u>	<u>PUNCH</u>	<u>YEAR</u>								
		<u>2006-1</u>	<u>2006-2</u>	<u>2006-3</u>	<u>2008-1</u>	<u>2008-2</u>	<u>2008-3</u>	<u>2010-1</u>	<u>2010-2</u>	<u>2010-3</u>
Head of household	1	0	0	0	0	0	0	0	0	0
Spouse	2	0	0	0	0	0	0	0	0	0
Child (natural, adopted, step)	3	0	1	2	0	5	0	0	4	4
Son-/daughter-in-law	4	0	0	0	0	0	0	0	0	0
Grand/great-grandchild	5	1	3	0	0	0	0	0	0	0
Parent/parent-in-law	6	0	0	0	0	1	0	0	2	0
Other relative	7	0	0	0	1	3	1	0	2	3
Non-relative	8	0	0	0	0	0	0	0	2	0
No answer	9	0	0	0	0	0	0	0	0	0
Not applicable	0	1999	1996	1998	2022	2014	2022	2044	2034	2037

2. Gender of thirteenth person

[VAR: GENDER13]

<u>RESPONSE</u>	<u>PUNCH</u>	<u>YEAR</u>								
		<u>2006-1</u>	<u>2006-2</u>	<u>2006-3</u>	<u>2008-1</u>	<u>2008-2</u>	<u>2008-3</u>	<u>2010-1</u>	<u>2010-2</u>	<u>2010-3</u>
Male	1	0	3	1	1	7	0	0	4	5
Female	2	1	1	1	0	2	1	0	6	2
No answer	9	0	0	0	0	0	0	0	0	0
Not applicable	0	1999	1996	1998	2022	2014	2022	2044	2034	2037

3. Age of thirteenth person

[VAR: OLD13]

<u>RESPONSE</u>	<u>PUNCH</u>	<u>YEAR</u>								
		<u>2006-1</u>	<u>2006-2</u>	<u>2006-3</u>	<u>2008-1</u>	<u>2008-2</u>	<u>2008-3</u>	<u>2010-1</u>	<u>2010-2</u>	<u>2010-3</u>
0-9	0-9	1	0	2	0	6	0	2	6	4
10-19	10-19	0	3	0	1	0	0	0	1	0
20-29	20-29	0	1	0	0	1	1	0	1	1
30-39	30-39	0	0	0	0	1	0	0	0	1
40-49	40-49	0	0	0	0	0	0	0	0	0
50-59	50-59	0	0	0	0	0	0	0	0	0
60-69	60-69	0	0	0	0	0	0	0	0	0
70-79	70-79	0	0	0	0	0	0	0	0	0
80 or over	80-97	0	0	0	0	0	0	0	2	1
Don't know	98	0	0	0	0	1	0	0	0	0
No answer	99	0	0	0	0	0	0	0	0	0
Not applicable	-1	1999	1996	1998	2022	2014	2022	2042	2034	2037

REMARKS: The numbers above are collapsed for convenience of display only.

4. Marital status of thirteenth person

[VAR: MAR13]

<u>RESPONSE</u>	<u>PUNCH</u>	<u>YEAR</u>								
		<u>2006-1</u>	<u>2006-2</u>	<u>2006-3</u>	<u>2008-1</u>	<u>2008-2</u>	<u>2008-3</u>	<u>2010-1</u>	<u>2010-2</u>	<u>2010-3</u>
Married	1	0	0	0	0	1	0	0	0	0
Widowed	2	0	0	0	0	0	0	0	0	0
Divorced	3	0	1	0	0	0	0	0	0	1
Separated	4	0	0	0	0	0	0	0	0	0
Never married	5	0	0	0	1	1	1	0	2	1
No answer	9	0	0	0	0	0	0	2	0	0
Not applicable	0	2000	1999	2000	2022	2021	2022	2042	2042	2042

FOURTEENTH PERSON (VISITOR)

1. Relationship of fourteenth person to head of household

[VAR: RELATE14]

<u>RESPONSE</u>	<u>PUNCH</u>	<u>YEAR</u>								
		<u>2006-1</u>	<u>2006-2</u>	<u>2006-3</u>	<u>2008-1</u>	<u>2008-2</u>	<u>2008-3</u>	<u>2010-1</u>	<u>2010-2</u>	<u>2010-3</u>
Head of household	1	0	0	0	0	0	0	0	0	0
Spouse	2	0	0	0	0	0	0	0	0	0
Child (natural, adopted, step)	3	0	0	2	0	3	0	0	2	0
Son-/daughter-in-law	4	0	0	0	0	0	0	0	0	0
Grand/great-grandchild	5	0	3	0	0	0	0	0	0	0
Parent/parent-in-law	6	0	0	0	0	0	0	0	0	1
Other relative	7	0	0	0	0	0	0	0	0	1
Non-relative	8	0	0	0	0	0	0	0	2	0
No answer	9	0	0	0	0	0	0	0	0	0
Not applicable	0	2000	1997	1998	2023	2020	2023	2044	2040	2042

2. Gender of fourteenth person

[VAR: GENDER14]

<u>RESPONSE</u>	<u>PUNCH</u>	<u>YEAR</u>								
		<u>2006-1</u>	<u>2006-2</u>	<u>2006-3</u>	<u>2008-1</u>	<u>2008-2</u>	<u>2008-3</u>	<u>2010-1</u>	<u>2010-2</u>	<u>2010-3</u>
Male	1	0	1	1	0	2	0	0	4	1
Female	2	0	2	1	0	1	0	0	0	1
No answer	9	0	0	0	0	0	0	0	0	0
Not applicable	0	2000	1997	1998	2023	2020	2023	2044	2040	2042

3. Age of fourteenth person

[VAR: OLD14]

<u>RESPONSE</u>	<u>PUNCH</u>	<u>YEAR</u>								
		<u>2006-1</u>	<u>2006-2</u>	<u>2006-3</u>	<u>2008-1</u>	<u>2008-2</u>	<u>2008-3</u>	<u>2010-1</u>	<u>2010-2</u>	<u>2010-3</u>
0-9	0-9	0	1	2	0	2	0	2	2	0
10-19	10-19	0	1	0	0	0	0	0	1	1
20-29	20-29	0	0	0	0	0	0	0	0	0
30-39	30-39	0	1	0	0	0	0	0	0	0
40-49	40-49	0	0	0	0	0	0	0	0	0
50-59	50-59	0	0	0	0	0	0	0	0	0
60-69	60-69	0	0	0	0	0	0	0	0	0
70-79	70-79	0	0	0	0	0	0	0	0	0
80 or over	80-97	0	0	0	0	0	0	0	1	1
Don't know	98	0	0	0	0	1	0	0	0	0
No answer	99	0	0	0	0	0	0	0	0	0
Not applicable	-1	2000	1997	1998	2023	2020	2023	2042	2040	2042

REMARKS: The numbers above are collapsed for convenience of display only.

4. Marital status of fourteenth person

[VAR: MAR14]

<u>RESPONSE</u>	<u>PUNCH</u>	<u>YEAR</u>								
		<u>2006-1</u>	<u>2006-2</u>	<u>2006-3</u>	<u>2008-1</u>	<u>2008-2</u>	<u>2008-3</u>	<u>2010-1</u>	<u>2010-2</u>	<u>2010-3</u>
Married	1	0	0	0	0	0	0	0	0	0
Widowed	2	0	0	0	0	0	0	0	0	0
Divorced	3	0	1	0	0	0	0	0	0	0
Separated	4	0	0	0	0	0	0	0	0	0
Never married	5	0	0	0	0	0	0	0	1	1
No answer	9	0	0	0	0	0	0	0	0	0
Not applicable	0	2000	1999	2000	2023	2023	2023	2044	2043	2043

873. What is (PERSON)'s relationship to (HEAD OF HOUSEHOLD)? SEE CODES BELOW ROSTER

A. Relationship of first person to head of household, revised.

[VAR: RELHHD1]

RESPONSE	PUNCH	YEAR								
		<u>2006-1</u> 2000	<u>2006-2</u> 1536	<u>2006-3</u> 1276	<u>2008-1</u> 2023	<u>2008-2</u> 1581	<u>2008-3</u> 1295	<u>2010-1</u> 2044	<u>2010-2</u> 1551	<u>2010-3</u> 1304
Head of Household	1									
Spouse	2	0	0	0	0	0	0	0	0	0
Partner, Fiance(e), Boyfriend, Girlfriend, etc.	3	0	0	0	0	0	0	0	0	0
Child, Natural or Adopted, Stepchild	4	0	0	0	0	0	0	0	0	0
Grandchild, Great-Grandchild	5	0	0	0	0	0	0	0	0	0
Son-In-Law, Daughter-In-Law	6	0	0	0	0	0	0	0	0	0
Parent	7	0	0	0	0	0	0	0	0	0
Parent-In-Law	8	0	0	0	0	0	0	0	0	0
Grandparent, Great-Grandparent	9	0	0	0	0	0	0	0	0	0
Uncle or Aunt	10	0	0	0	0	0	0	0	0	0
Niece or Nephew	11	0	0	0	0	0	0	0	0	0
Cousin	12	0	0	0	0	0	0	0	0	0
Brother, Sister (Full, Half, or Step Sibling)	13	0	0	0	0	0	0	0	0	0
Sibling-In-Law	14	0	0	0	0	0	0	0	0	0
Other Relative (Great-Aunt, Grandniece, etc.)	15	0	0	0	0	0	0	0	0	0
Roommate, Housemate	16	0	0	0	0	0	0	0	0	0
Friend	17	0	0	0	0	0	0	0	0	0
Child of Non-Relative	18	0	0	0	0	0	0	0	0	0
Other Non-Relative (Employee, Boarder)	19	0	0	0	0	0	0	0	0	0
Don't know	98	0	0	0	0	0	0	0	0	0
No answer	99	0	0	0	0	0	0	0	0	0
Not applicable	0	0	464	724	0	442	728	0	493	740

B. Relationship of second person to head of household, revised.

[VAR: RELHHD2]

RESPONSE	PUNCH	YEAR								
		2006-1	2006-2	2006-3	2008-1	2008-2	2008-3	2010-1	2010-2	2010-3
Spouse	2	1000	801	663	1002	796	669	909	736	628
Partner, Fiance(e), Boyfriend, Girlfriend, etc.	3	124	108	91	151	136	122	192	151	140
Child, Natural or Adopted, Stepchild	4	202	157	159	228	192	147	257	199	143
Grandchild, Great-Grandchild	5	9	7	0	15	0	0	1	0	9
Son-In-Law, Daughter-In-Law	6	3	0	0	5	2	0	0	2	0
Parent	7	18	19	0	11	0	0	1	1	1
Parent-In-Law	8	0	0	3	1	2	1	7	3	4
Grandparent, Great-Grandparent	9	1	0	3	0	2	1	0	1	2
Uncle or Aunt	10	1	1	11	2	16	10	17	20	17
Niece or Nephew	11	4	5	0	4	0	1	0	1	4
Cousin	12	4	3	1	4	1	3	0	2	0
Brother, Sister (Full, Half, or Step Sibling)	13	12	11	9	25	18	12	36	19	15
Sibling-In-Law	14	1	1	12	0	12	9	12	17	9
Other Relative (Great-Aunt, Grandniece, etc.)	15	0	0	0	0	0	0	0	0	1
Roommate, Housemate	16	40	19	2	31	4	2	3	3	5
Friend	17	15	8	0	10	0	0	0	0	0
Child of Non-Relative	18	0	1	0	0	0	0	0	0	0
Other Non-Relative (Employee, Boarder)	19	2	4	0	3	0	0	0	0	0
Don't know	98	0	2	2	3	2	0	5	0	3
No answer	99	2	0	2	1	3	0	9	2	1
Not applicable	0	562	853	1042	527	837	1046	595	887	1062

C. Relationship of third person to head of household, revised

[VAR: RELHHD3]

<u>RESPONSE</u>	<u>PUNCH</u>	<u>YEAR</u>								
		<u>2006-1</u>	<u>2006-2</u>	<u>2006-3</u>	<u>2008-1</u>	<u>2008-2</u>	<u>2008-3</u>	<u>2010-1</u>	<u>2010-2</u>	<u>2010-3</u>
Spouse	2	0	0	0	0	0	0	0	0	0
Partner, Fiance(e), Boyfriend, Girlfriend, etc.	3	0	0	0	1	0	0	2	0	0
Child, Natural or Adopted, Stepchild	4	658	553	472	684	600	499	647	557	469
Grandchild, Great-Grandchild	5	19	23	10	34	5	3	4	8	7
Son-In-Law, Daughter-In-Law	6	6	5	0	1	1	1	1	1	4
Parent	7	10	20	0	10	1	1	2	2	1
Parent-In-Law	8	9	9	7	8	6	7	4	9	6
Grandparent, Great-Grandparent	9	1	2	0	1	4	2	2	2	1
Uncle or Aunt	10	0	1	8	2	10	10	9	12	16
Niece or Nephew	11	6	9	1	9	3	4	7	4	3
Cousin	12	1	1	2	4	1	2	1	3	2
Brother, Sister (Full, Half, or Step Sibling)	13	8	13	9	9	6	9	24	10	7
Sibling-In-Law	14	3	5	5	6	16	3	9	12	7
Other Relative (Great-Aunt, Grandniece, etc.)	15	1	0	7	2	3	6	8	9	10
Roommate, Housemate	16	21	11	2	16	3	5	2	6	11
Friend	17	8	7	0	5	0	0	0	0	0
Child of Non-Relative	18	5	4	0	5	0	0	0	0	0
Other Non-Relative (Employee, Boarder)	19	6	5	0	2	0	0	0	0	0
Don't know	98	0	1	0	1	2	0	0	0	0
No answer	99	1	2	1	2	0	0	3	0	1
Not applicable	0	1237	1329	1476	1221	1362	1471	1319	1409	1499

D. Relationship of fourth person to head of household, revised.

[VAR: RELHHD4]

<u>RESPONSE</u>	<u>PUNCH</u>	<u>YEAR</u>								
		<u>2006-1</u>	<u>2006-2</u>	<u>2006-3</u>	<u>2008-1</u>	<u>2008-2</u>	<u>2008-3</u>	<u>2010-1</u>	<u>2010-2</u>	<u>2010-3</u>
Spouse	2	0	0	0	0	0	0	0	0	0
Partner, Fiance(e), Boyfriend, Girlfriend, etc.	3	0	0	0	0	0	0	3	0	0
Child, Natural or Adopted, Stepchild	4	398	353	310	405	379	306	370	347	299
Grandchild, Great-Grandchild	5	9	22	0	34	2	0	3	1	4
Son-In-Law, Daughter-In-Law	6	0	3	1	4	0	0	0	0	0
Parent	7	2	5	0	0	1	0	1	2	1
Parent-In-Law	8	2	3	6	2	7	2	4	4	6
Grandparent, Great-Grandparent	9	0	2	0	0	3	3	0	5	1
Uncle or Aunt	10	0	1	4	0	3	11	7	9	5
Niece or Nephew	11	5	7	0	4	2	1	1	2	2
Cousin	12	2	1	0	1	0	2	1	0	0
Brother, Sister (Full, Half, or Step Sibling)	13	3	5	5	5	3	5	15	2	4
Sibling-In-Law	14	0	5	3	1	5	2	3	6	7
Other Relative (Great-Aunt, Grandniece, etc.)	15	0	1	3	0	5	5	2	5	8
Roommate, Housemate	16	10	5	10	8	7	1	4	4	8
Friend	17	6	5	0	3	0	0	0	0	0
Child of Non-Relative	18	2	3	0	4	0	0	0	0	0
Other Non-Relative (Employee, Boarder)	19	4	2	0	3	0	0	0	0	0
Don't know	98	0	0	0	1	0	0	0	0	0
No answer	99	0	1	1	1	0	0	3	0	1
Not applicable	0	1557	1576	1657	1547	1606	1685	1627	1657	1698

E. Relationship of fifth person to head of household, revised.

[VAR: RELHHD5]

<u>RESPONSE</u>	<u>PUNCH</u>	<u>YEAR</u>								
		<u>2006-1</u>	<u>2006-2</u>	<u>2006-3</u>	<u>2008-1</u>	<u>2008-2</u>	<u>2008-3</u>	<u>2010-1</u>	<u>2010-2</u>	<u>2010-3</u>
Spouse	2	0	0	0	0	0	0	0	0	0
Partner, Fiance(e), Boyfriend, Girlfriend, etc.	3	1	0	0	1	0	0	0	0	0
Child, Natural or Adopted, Stepchild	4	160	138	144	162	170	139	161	150	139
Grandchild, Great-Grandchild	5	6	20	1	22	1	2	0	1	1
Son-In-Law, Daughter-In-Law	6	2	3	0	0	1	0	0	0	1
Parent	7	1	0	0	0	1	0	1	0	0
Parent-In-Law	8	0	1	1	0	5	5	5	4	5
Grandparent, Great-Grandparent	9	0	0	0	1	1	0	0	0	1
Uncle or Aunt	10	0	0	0	0	3	2	1	5	5
Niece or Nephew	11	3	6	0	2	1	2	2	3	0
Cousin	12	0	0	0	0	2	1	3	0	0
Brother, Sister (Full, Half, or Step Sibling)	13	2	1	1	1	2	3	5	5	2
Sibling-In-Law	14	0	1	2	1	2	2	2	1	5
Other Relative (Great-Aunt, Grandniece, etc.)	15	0	1	2	0	3	0	0	1	5
Roommate, Housemate	16	2	2	2	3	4	2	0	3	3
Friend	17	2	0	0	2	0	0	0	0	0
Child of Non-Relative	18	0	2	0	1	0	0	0	0	0
Other Non-Relative (Employee, Boarder)	19	1	3	0	0	0	0	0	0	0
Don't know	98	0	0	0	1	0	0	0	0	0
No answer	99	0	0	1	0	0	0	3	0	0
Not applicable	0	1820	1822	1846	1826	1827	1865	1861	1871	1877

F. Relationship of sixth person to head of household, revised.

[VAR: RELHHD6]

<u>RESPONSE</u>	<u>PUNCH</u>	<u>YEAR</u>								
		<u>2006-1</u>	<u>2006-2</u>	<u>2006-3</u>	<u>2008-1</u>	<u>2008-2</u>	<u>2008-3</u>	<u>2010-1</u>	<u>2010-2</u>	<u>2010-3</u>
Spouse	2	0	0	0	0	60	0	0	0	0
Partner, Fiance(e), Boyfriend, Girlfriend, etc.	3	1	0	0	0	0	0	0	0	0
Child, Natural or Adopted, Stepchild	4	49	50	52	49	0	47	77	61	54
Grandchild, Great-Grandchild	5	7	8	0	12	2	2	0	1	1
Son-In-Law, Daughter-In-Law	6	0	3	0	1	1	0	0	0	1
Parent	7	1	1	0	1	1	0	0	0	0
Parent-In-Law	8	0	1	0	0	2	4	9	8	6
Grandparent, Great-Grandparent	9	0	0	0	0	1	0	0	0	1
Uncle or Aunt	10	0	0	0	0	1	0	0	0	2
Niece or Nephew	11	2	3	0	0	1	0	0	1	3
Cousin	12	0	0	1	0	1	0	1	0	0
Brother, Sister (Full, Half, or Step Sibling)	13	0	0	1	2	1	2	2	3	1
Sibling-In-Law	14		0	1	3	2	0	1	0	2
Other Relative (Great-Aunt, Grandniece, etc.)	15	0	0	1	1	2	0	1	2	1
Roommate, Housemate	16	0	0	0	2	2	1	1	4	1
Friend	17	1	0	0	1	0	0	0	0	0
Child of Non-Relative	18	0	0	0	1	0	0	0	0	0
Other Non-Relative (Employee, Boarder Boarder)	19	0	1	0	0	0	0	0	0	0
Don't know	98	0	0	0	0	0	0	0	0	0
No answer	99	0	0	1	0	0	0	2	0	0
Not applicable	0	1939	1933	1943	1950	1946	1967	1950	1964	1971

G. Relationship of seventh person to head of household, revised.

[VAR: RELHHD7]

<u>RESPONSE</u>	<u>PUNCH</u>	<u>YEAR</u>								
		<u>2006-1</u>	<u>2006-2</u>	<u>2006-3</u>	<u>2008-1</u>	<u>2008-2</u>	<u>2008-3</u>	<u>2010-1</u>	<u>2010-2</u>	<u>2010-3</u>
Spouse	2	0	0	0	0	0	0	0	0	0
Partner, Fiance(e), Boyfriend, Girlfriend, etc.	3	0	0	0	0	0	0	0	0	0
Child, Natural or Adopted, Stepchild	4	18	21	26	14	23	16	32	21	22
Grandchild, Great-Grandchild	5	2	4	0	6	0	0	0	0	2
Son-In-Law, Daughter-In-Law	6	0	0	0	0	0	0	0	0	0
Parent	7	0	0	0	0	0	0	0	0	0
Parent-In-Law	8	0	0	0	0	1	1	5	6	4
Grandparent, Great-Grandparent	9	0	1	0	0	0	0	0	0	0
Uncle or Aunt	10	0	0	0	0	2	0	0	0	0
Niece or Nephew	11	1	1	0	0	0	0	0	0	0
Cousin	12	0	0	0	0	2	0	1	0	0
Brother, Sister (Full, Half, or Step Sibling)	13	0	1	0	0	1	1	0	2	1
Sibling-In-Law	14	0	0	2	0	1	0	0	3	1
Other Relative (Great-Aunt, Grandniece, etc.)	15	0	0	0	0	0	0	1	1	0
Roommate, Housemate	16	1	0	0	0	2	1	0	1	1
Friend	17	0	0	0	1	0	0			
Child of Non-Relative	18	0	0	0	0	0	0	0	0	0
Other Non-Relative (Employee, Boarder)	19	0	1	0	0	0	0	0	0	0
Don't know	98	0	0	0	0	0	0	0	0	0
No answer	99	0	0	1	0	0	0	2	0	0
Not applicable	0	1978	1971	1971	2002	1991	2004	2003	2010	2013

H. Relationship of eighth person to head of household, revised.

[VAR: RELHHD8]

<u>RESPONSE</u>	<u>PUNCH</u>	<u>YEAR</u>								
		<u>2006-1</u>	<u>2006-2</u>	<u>2006-3</u>	<u>2008-1</u>	<u>2008-2</u>	<u>2008-3</u>	<u>2010-1</u>	<u>2010-2</u>	<u>2010-3</u>
Spouse	2	0	0	0	0	0	0	0	0	0
Partner, Fiance(e), Boyfriend, Girlfriend, etc.	3	0	0	0	0	0	0	0	0	0
Child, Natural or Adopted, Stepchild	4	6	5	13	4	10	6	14	9	8
Grandchild, Great-Grandchild	5	0	2	0	3	1	0	0	0	0
Son-In-Law, Daughter-In-Law	6	0	1	0	0	0	0	0	0	0
Parent	7	0	0	0	0	0	0	0	0	0
Parent-In-Law	8	0	0	1	0	0	1	1	2	3
Grandparent, Great-Grandparent	9	0	0	0	0	0	0	0	0	0
Uncle or Aunt	10	0	0	0	0	0	0	0	0	1
Niece or Nephew	11	0	1	0	1	0	0	0	0	1
Cousin	12	0	0	0	0	0	0	0	0	1
Brother, Sister (Full, Half, or Step Sibling)	13	0	0	0	0	0	0	0	2	1
Sibling-In-Law	14	0	0	1	0	0	0	0	0	0
Other Relative (Great-Aunt, Grandniece, etc.)	15	0	0	0	0	0	0	1	1	0
Roommate, Housemate	16	0	0	0	0	1	0	0	0	0
Friend	17	0	0	0	0	0	0	0	0	0
Child of Non-Relative	18	0	0	0	0	0	0	0	0	0
Other Non-Relative (Employee, Boarder)	19	0	0	0	0	0	0	0	0	0
Don't know	98	0	0	0	0	0	0	0	0	0
No answer	99	0	0	1	0	0	0	2	0	0
Not applicable	0	1994	1991	1984	2015	2011	2016	2026	2030	2029

I. Relationship of ninth person to head of household, revised.

[VAR: RELHHD9]

<u>RESPONSE</u>	<u>PUNCH</u>	<u>YEAR</u>								
		<u>2006-1</u>	<u>2006-2</u>	<u>2006-3</u>	<u>2008-1</u>	<u>2008-2</u>	<u>2008-3</u>	<u>2010-1</u>	<u>2010-2</u>	<u>2010-3</u>
Spouse	2	0	0	0	0	0	0	0	0	0
Partner, Fiance(e), Boyfriend,	3	0	0	0	0	0	0	0	0	0
Child, Natural or Adopted, Stepchild	4	2	3	5	1	5	2	6	2	4
Grandchild, Great-Grandchild	5	1	1	0	1	0	0	0	0	0
Son-In-Law, Daughter-In-Law	6	0	1	0	0	0	0	0	0	0
Parent	7	0	0	0	0	0	0	0	0	0
Parent-In-Law	8	0	0	0	0	0	0	2	0	1
Grandparent, Great-Grandparent	9	0	0	0	0	0	0	0	0	0
Uncle or Aunt	10	0	0	0	0	0	0	0	0	0
Niece or Nephew	11	0	0	0	0	0	1	0	0	1
Cousin	12	0	0	0	0	0	0	0	0	1
Brother, Sister (Full,	13	0	0	0	0	0	0	0	0	0
Sibling-In-Law	14	0	1	1	0	0	0	0	0	0
Other Relative (Great-Aunt, Grandniece, etc.)	15	0	0	0	0	0	0	1	0	0
Roommate, Housemate	16	0	0	0	0	0	0	0	0	0
Friend	17	0	0	0	0	0	0	0	0	0
Child of Non-Relative	18	0	0	0	0	0	0	0	0	0
Other Non-Relative (Employee, Boarder)	19	0	0	0	0	0	0	0	0	0
Don't know	98	0	0	0	0	0	0	0	0	0
No answer	99	0	0	1	0	0	0	2	0	0
Not applicable	0	1997	1994	1993	2021	2018	2020	2033	2042	2037

J. Relationship of tenth person to head of household, revised.

[VAR: RELHHD10]

<u>RESPONSE</u>	<u>PUNCH</u>	<u>YEAR</u>								
		<u>2006-1</u>	<u>2006-2</u>	<u>2006-3</u>	<u>2008-1</u>	<u>2008-2</u>	<u>2008-3</u>	<u>2010-1</u>	<u>2010-2</u>	<u>2010-3</u>
Spouse	2	0	0	0	0	0	0	0	0	0
Partner, Fiance(e), Boyfriend, Girlfriend, etc.	3	0	0	0	0	0	0	0	0	0
Child, Natural or Adopted, Stepchild	4	1	1	3	1	5	2	4	2	3
Grandchild, Great-Grandchild	5	1	1	0	1	0	0	0	0	0
Son-In-Law, Daughter-In-Law	6	0	0	0	0	0	0	0	0	0
Parent	7	0	0	0	0	0	0	0	0	0
Parent-In-Law	8	0	0	0	0	0	0	1	0	0
Grandparent, Great-Grandparent	9	0	0	0	0	0	0	0	0	0
Uncle or Aunt	10	0	0	1	0	0	0	0	0	0
Niece or Nephew	11	0	0	0	0	0	1	0	0	0
Cousin	12	0	0	0	0	0	0	0	0	1
Brother, Sister (Full,	13	0	0	0	0	0	0	0	0	0
Sibling-In-Law	14	0	1	0	0	0	0	0	0	0
Other Relative (Great-Aunt, Grandniece, etc.)	15	0	0	0	0	0	0	1	0	0
Roommate, Housemate	16	0	0	0	0	0	0	0	0	0
Friend	17	0	0	0	0	0	0	0	0	0
Child of Non-Relative	18	0	0	0	0	0	0	0	0	0
Other Non-Relative (Employee, Boarder)	19	0	0	0	0	0	0	0	0	0
Don't know	98	0	0	0	0	0	0	0	0	0
No answer	99	0	0	1	0	0	0	2	0	0
Not applicable	0	1998	1997	1995	2021	2018	2020	2036	2042	2040

K. Respondent of eleventh person to head of household, revised.

[VAR: RELHHD11]

<u>RESPONSE</u>	<u>PUNCH</u>	<u>YEAR</u>								
		<u>2006-1</u>	<u>2006-2</u>	<u>2006-3</u>	<u>2008-1</u>	<u>2008-2</u>	<u>2008-3</u>	<u>2010-1</u>	<u>2010-2</u>	<u>2010-3</u>
Spouse	2	0	0	0	0	0	0	0	0	0
Partner, Fiance(e), Boyfriend, Girlfriend, etc.	3	1	0	0	0	0	0	1	0	0
Child, Natural or Adopted, Stepchild	4	5	10	20	3	35	26	10	21	25
Grandchild, Great-Grandchild	5	0	5	2	2	2	3	2	3	2
Son-In-Law, Daughter-In-Law	6	1	1	1	0	0	2	0	0	1
Parent	7	2	3	0	0	1	2	0	0	0
Parent-In-Law	8	1	1	2	3	4	2	1	5	1
Grandparent, Great-Grandparent	9	0	0	1	0	0	0	0	0	1
Uncle or Aunt	10	1	2	0	0	3	1	3	5	1
Niece or Nephew	11	4	3	2	1	1	0	0	0	5
Cousin	12	0	1	1	0	2	0	0	1	1
Brother, Sister (Full,	13	0	3	2	3	2	2	0	3	1
Sibling-In-Law	14	1	4	8	1	14	8	6	19	12
Other Relative (Great-Aunt, Grandniece, etc.)	15	1	5	0	1	1	1	1	0	4
Roommate, Housemate	16	1	2	4	2	4	2	2	10	5
Friend	17	5	12	0	2	0	0	0	0	0
Child of Non-Relative	18	0	0	0	0	0	0	0	0	0
Other Non-Relative (Employee, Boarder)	19	1	3	0	1	0	0	0	0	0
Don't know	98	0	0	0	0	0	0	0	0	0
No answer	99	0	0	0	0	0	0	2	0	0
Not applicable	0	1976	1945	1957	2004	1954	1974	2016	1977	1985

L. Relationship of twelfth person to head of household, revised.

[VAR: RELHHD12]

<u>RESPONSE</u>	<u>PUNCH</u>	<u>YEAR</u>								
		<u>2006-1</u>	<u>2006-2</u>	<u>2006-3</u>	<u>2008-1</u>	<u>2008-2</u>	<u>2008-3</u>	<u>2010-1</u>	<u>2010-2</u>	<u>2010-3</u>
Spouse	2	0	0	0	0	0	0	0	0	0
Partner, Fiance(e), Boyfriend, Girlfriend, etc.	3	0	0	0	0	0	0	0	0	0
Child, Natural or Adopted, Stepchild	4	1	3	6	0	19	6	3	8	7
Grandchild, Great-Grandchild	5	0	2	0	0	0	1	2	1	0
Son-In-Law, Daughter-In-Law	6	1	2	0	0	0	0	0	0	0
Parent	7	2	0	0	0	0	0	0	0	0
Parent-In-Law	8	0	0	0	0	0	1	0	2	0
Grandparent, Great-Grandparent	9	0	0	0	0	0	0	0	0	1
Uncle or Aunt	10	0	0	0	0	0	0	0	0	0
Niece or Nephew	11	1	0	1	1	1	0	0	1	1
Cousin	12	0	0	0	0	1	0	0	0	1
Brother, Sister (Full,	13	0	0	0	0	1	0	1	0	0
Sibling-In-Law	14	0	1	1	1	1	3	1	5	2
Other Relative (Great-Aunt, Grandniece, etc.)	15	1	0	1	0	0	0	0	1	2
Roommate, Housemate	16	0	0	0	1	1	0	0	2	3
Friend	17	1	2	0	0	0	0	0	0	0
Child of Non-Relative	18	0	1	0	1	0	0	0	0	0
Other Non-Relative (Employee, Boarder)	19	0	0	0	0	0	0	0	0	0
Don't know	98	0	0	0	0	0	0	0	1	0
No answer	99	0	0	0	0	0	0	2	0	0
Not applicable	0	1993	1989	1991	2019	1999	2012	2035	2023	2027

M. Relationship of thirteenth person to head of household, revised.

[VAR: RELHHD13]

<u>RESPONSE</u>	<u>PUNCH</u>	<u>YEAR</u>								
		<u>2006-1</u>	<u>2006-2</u>	<u>2006-3</u>	<u>2008-1</u>	<u>2008-2</u>	<u>2008-3</u>	<u>2010-1</u>	<u>2010-2</u>	<u>2010-3</u>
Spouse	2	0	0	0	0	0	0	0	0	0
Partner, Fiance(e), Boyfriend, Girlfriend, etc.	3	0	0	0	0	0	0	0	0	0
Child, Natural or Adopted, Stepchild	4	0	1	2	0	5	0	0	4	4
Grandchild, Great-Grandchild	5	1	3	0	0	0	0	0	0	0
Son-In-Law, Daughter-In-Law	6	0	0	0	0	0	0	0	0	0
Parent	7	0	0	0	0	0	0	0	0	0
Parent-In-Law	8	0	0	0	0	1	0	0	2	0
Grandparent, Great-Grandparent	9	0	0	0	0	0	0	0	0	1
Uncle or Aunt	10	0	0	0	0	0	0	0	0	0
Niece or Nephew	11	0	0	0	1	0	0	0	0	2
Cousin	12	0	0	0	0	2	0	0	0	0
Brother, Sister (Full,	13	0	0	0	0	0	0	0	0	0
Sibling-In-Law	14	0	0	0	0	1	1	0	2	0
Other Relative (Great-Aunt, Grandniece, etc.)	15	0	0	0	0	0	0	0	0	0
Roommate, Housemate	16	0	0	0	0	0	0	0	2	0
Friend	17	0	0	0	0	0	0	0	0	0
Child of Non-Relative	18	0	0	0	0	0	0	0	0	0
Other Non-Relative (Employee, Boarder)	19	0	0	0	0	0	0	0	0	0
Don't know	98	0	0	0	0	0	0	0	0	0
No answer	99	0	0	0	0	0	0	0	0	0
Not applicable	0	1999	1996	1998	2022	2014	2022	2044	2034	2037

N. Relationship of fourteenth person to head of household, revised.

[VAR: RELHHD14]

RESPONSE	PUNCH	YEAR								
		2006-1	2006-2	2006-3	2008-1	2008-2	2008-3	2010-1	2010-2	2010-3
Spouse	2	0	0	0	0	0	0	0	0	0
Partner, Fiance(e), Boyfriend, Girlfriend, etc.	3	0	0	0	0	0	0	0	0	0
Child, Natural or Adopted, Stepchild	4	0	3	2	0	3	0	0	2	0
Grandchild, Great-Grandchild	5	0	0	0	0	0	0	0	0	0
Son-In-Law, Daughter-In-Law	6	0	0	0	0	0	0	0	0	0
Parent	7	0	0	0	0	0	0	0	0	0
Parent-In-Law	8	0	0	0	0	0	0	0	0	1
Grandparent, Great-Grandparent	9	0	0	0	0	0	0	0	0	1
Uncle or Aunt	10	0	0	0	0	0	0	0	0	0
Niece or Nephew	11	0	0	0	0	0	0	0	0	0
Cousin	12	0	0	0	0	0	0	0	0	0
Brother, Sister (Full,	13	0	0	0	0	0	0	0	0	0
Sibling-In-Law	14	0	0	0	0	0	0	0	0	0
Other Relative (Great-Aunt, Grandniece, etc.)	15	0	0	0	0	0	0	0	0	0
Roommate, Housemate	16	0	0	0	0	0	0	0	2	0
Friend	17	0	0	0	0	0	0	0	0	0
Child of Non-Relative	18	0	0	0	0	0	0	0	0	0
Other Non-Relative (Employee, Boarder)	19	0	0	0	0	0	0	0	0	0
Don't know	98	0	0	0	0	0	0	0	0	0
No answer	99	0	0	0	0	0	0	0	0	0
Not applicable	0	2000	1997	1998	2023	2020	2023	2044	2040	2042

REMARKS: Over the years, the variables of household composition have changed twice. The RELATE1-14 series has been asked over all the years of the survey. In 1993, extra categories were added and, because of this, the variable names were changed to RELHHD1-14. In 2000, two additional changes were made. First, the definition of head of household was changed from "head of household" to "the person or one of the persons who own or rents this home." Second, additional categories were added about children. Because of this, a new household composition series, RELHH1-14, was created. RELHH variables can be collapsed into the RELHHD format, and the RELHHD variables can be collapsed into the RELATE series.

874. Number in family of person who was household informant (i.e. who provided information on household members).

[VAR: HEFINFO]

<u>RESPONSE</u>	<u>PUNCH</u>	<u>YEAR</u>								
		<u>2006-1</u>	<u>2006-2</u>	<u>2006-3</u>	<u>2008-1</u>	<u>2008-2</u>	<u>2008-3</u>	<u>2010-1</u>	<u>2010-2</u>	<u>2010-3</u>
First person	1	1552	0	0	1484	0	0	1561	0	0
Second person	2	364	0	0	441	0	0	387	0	0
Third person	3	48	0	0	63	0	0	44	0	0
Fourth person	4	11	0	0	9	0	0	14	0	0
Fifth person	5	5	0	0	2	0	0	4	0	0
Sixth person	6	1	0	0	1	0	0	1	0	0
Seventh person	7	0	0	0	1	0	0	0	0	0
Eighth person	8	0	0	0	0	0	0	1	0	0
Ninth person	9	0	0	0	0	0	0	0	0	0
Tenth person	10	0	0	0	0	0	0	0	0	0
Eleventh person	11	2	0	0	2	0	0	5	0	0
Twelfth person	12	0	0	0	0	0	0	0	0	0
Thirteenth person	13	0	0	0	0	0	0	0	0	0
Fourteenth person	14	0	0	0	0	0	0	0	0	0
Non-household person	22	17	0	0	13	0	0	22	0	0
Don't know	98	0	0	0	3	0	0	2	0	0
No answer	99	0	0	0	4	0	0	3	0	0
Not applicable	0	0	2000	2000	0	2023	2023	0	2044	2044

875. Race of household.

[VAR: HHRACE]

<u>RESPONSE</u>	<u>PUNCH</u>	<u>YEAR</u>								
		<u>2006-1</u>	<u>2006-2</u>	<u>2006-3</u>	<u>2008-1</u>	<u>2008-2</u>	<u>2008-3</u>	<u>2010-1</u>	<u>2010-2</u>	<u>2010-3</u>
White	1	1551	0	0	1587	0	0	1549	0	0
Black	2	280	0	0	273	0	0	290	0	0
American Indian	3	4	0	0	8	0	0	2	0	0
Asiatic, Oriental	4	49	0	0	38	0	0	46	0	0
Other, mixed, not able to observe	5	115	0	0	107	0	0	150	0	0
Don't know	8	1	0	0	7	0	0	4	0	0
No answer	9	0	0	0	3	0	0	3	0	0
Not applicable	0	0	2000	2000	0	2023	2023	0	2044	2044

876. Respondent's number in family.

[VAR: RESPNUM]

<u>RESPONSE</u>	<u>PUNCH</u>	<u>YEAR</u>								
		<u>2006-1</u>	<u>2006-2</u>	<u>2006-3</u>	<u>2008-1</u>	<u>2008-2</u>	<u>2008-3</u>	<u>2010-1</u>	<u>2010-2</u>	<u>2010-3</u>
First person	1	1357	1076	927	1365	1174	1005	1407	1201	1029
Second person	2	537	389	294	545	335	236	529	267	215
Third person	3	74	31	28	87	37	27	74	45	32
Fourth person	4	21	20	15	17	21	12	18	20	9
Fifth person	5	2	11	5	2	4	7	6	7	7
Sixth person	6	3	3	2	0	6	3	1	3	5
Seventh person	7	0	1	1	0	1	2	0	4	2
Eighth person	8	0	0	2	0	0	1	1	0	1
Ninth person	9	0	1	0	0	1	0	0	0	1
Tenth person	10	0	0	1	0	0	1	0	0	0
Eleventh person	11	5	3	1	4	2	0	6	2	1
Twelfth person	12	1	0	0	0	0	0	1	1	0
Thirteenth person	13	0	0	0	0	0	0	0	0	1
Fourteenth person	14	0	1	0	0	0	0	0	0	0
No answer	99	0	0	0	3	0	1	1	0	0
Not applicable	0	0	464	724	0	442	728	0	494	741

REMARKS: As discussed in GSS Methodological Report No. 102, there are some errors in respondent numbers due to mispunches and interviewer error. In 2006 most of these errors were detected and corrected in cleaning. One respondent ID in 2010-3 is unknown.

877. Household Type.

[VAR: HHTYPE]

<u>RESPONSE</u>	<u>PUNCH</u>	<u>YEAR</u>								
		<u>2006-1</u>	<u>2006-2</u>	<u>2006-3</u>	<u>2008-1</u>	<u>2008-2</u>	<u>2008-3</u>	<u>2010-1</u>	<u>2010-2</u>	<u>2010-3</u>
1 adult, no children	1	560	367	306	520	378	312	601	373	308
1 adult, 1+ children	2	122	83	55	148	78	45	127	71	57
2 adults, 1 married; no children	3	460	309	275	453	348	276	466	311	272
2 adults, 1 married; 1+ children	4	339	260	212	327	255	206	259	217	169
2 adults, don't know if married; no children	5	4	3	4	6	3	4	4	2	1
2 adults, don't know if married; 1+ children	6	15	2	3	11	4	4	9	2	1
2 adults, unmarried, unrelated, opposite sex; no children	7	54	43	37	58	51	46	79	61	54
2 adults, unmarried, unrelated, opposite sex; 1+ children	8	36	37	29	43	43	37	40	45	39
2 adults, unmarried, unrelated, same sex; no children	9	34	23	12	34	8	9	20	12	8

[VAR: HHTYPE] (Continued)

RESPONSE	PUNCH	YEAR								
		<u>2006-1</u>	<u>2006-2</u>	<u>2006-3</u>	<u>2008-1</u>	<u>2008-2</u>	<u>2008-3</u>	<u>2010-1</u>	<u>2010-2</u>	<u>2010-3</u>
2 adults, unmarried, unrelated, same sex; 1+ children	10	4	2	1	4	1	0	7	3	1
2 adults, unmarried, related; no children	11	64	43	65	68	72	52	82	81	60
2 adults, unmarried, related; 1+ children	12	35	38	32	39	32	26	47	37	28
2 adults, unmarried, don't know if related; no children	13	1	0	1	1	2	0	3	1	0
2 adults, unmarried, don't know if related; 1+ children	14	0	0	0	0	0	0	2	0	0
2 adults, unmarried, unrelated, don't know sex; no children	15	0	0	0	0	0	0	1	0	0
2 adults, unmarried, unrelated, don't know sex; 1+ children	16	0	0	0	0	0	0	0	0	0
3 adults, marital status unsure; no children	20	0	0	0	0	0	0	0	0	0
3 adults, marital status unsure, related; no children	21	0	0	0	0	0	0	1	0	1
3 adults, marital status unsure, related, no children	22	0	0	0	0	0	0	0	0	20
3 adults, unmarried, related, no children	23	14	7	12	14	16	15	23	26	0
3 adults, marital status unsure, 2nd person spouse, 3rd person unrelated; no children	24	0	0	0	0	0	0	0	0	0
3 adults, marital status unsure, 2nd person unrelated, 3rd person spouse; no children	25	0	0	0	0	0	0	0	0	0
3 adults, marital status unsure, 2nd person related, 3rd person unrelated; no children	26	1	1	2	0	0	0	0	0	0
3 adults, unmarried, 2nd person unrelated, 3rd person related; no children	27	6	5	3	11	11	6	6	6	6
3 adults, unmarried, unrelated, no children	28	12	6	0	10	0	1	0	0	0
3 adults, 2 married; no children	30	2	0	0	0	0	0	0	0	0
3 adults, 2nd person spouse, 3rd person related; no children	31	0	1	1	0	1	0	0	2	0
3 adults, 2nd person related; 3rd person spouse; no children	32	0	0	0	0	0	0	0	0	0
3 adults, 1 married, 2 related; no children	33	0	2	0	1	1	0	4	1	1
3 adults, 1 married, spouse, 1 unrelated; no children	34	0	0	0	0	0	0	0	0	0
3 adults, 1 married, 2nd person unrelated, 3rd person spouse; no children	35	0	0	0	0	0	0	0	0	0
3 adults, 1 married, 2nd person related, 3rd person unrelated, no children	36	0	0	0	0	0	0	0	0	0
3 adults, 1 married, 2nd person unrelated, 3rd person related, no children	37	0	0	0	0	0	0	4	0	1

[VAR: HHTYPE] (Continued)

RESPONSE	PUNCH	YEAR								
		2006-1	2006-2	2006-3	2008-1	2008-2	2008-3	2010-1	2010-2	2010-3
3 adults, 1 married, 2 unrelated, no children	38	0	0	0	0	0	0	0	0	0
3 adults, 2 married, 2nd person spouse, 3rd person spouse, no children	40	0	0	0	0	0	0	0	0	0
3 adults, 2 married, 2nd person spouse, 3rd person related; no children	41	67	66	51	85	55	57	69	56	54
3 adults, 2 married, 2nd person related, 3rd person spouse; no children	42	0	0	0	0	0	0	0	0	0
3 adults, 2 married, 2nd person related, 3rd person related, no children	43	5	2	3	3	3	5	5	2	1
3 adults, 2 married, 2nd person spouse, 3rd person unrelated, no children	44	1	2	0	0	0	0	0	0	0
3 adults, 2 married, 2nd person unrelated, 3rd person spouse, no children	45	0	0	0	0	0	0	0	0	0
3 adults, 2 married, 2nd person related, 3rd person unrelated, no children	46	0	0	0	0	0	0	0	0	0
3 adults, 2 married, 2nd person unrelated, 3rd person related, no children	47	0	0	0	1	0	1	2	0	0
3 adults, 2 married, 2 unrelated, no children	48	1	1	0	0	0	0	0	0	0
3 adults, 2 married, relation unsure, no children	50	0	0	0	0	0	0	0	0	0
3 adults, 3 married, 2nd person spouse, 3rd person related; no children	51	0	1	0	3	0	1	0	0	0
3 adults, 3 married, 2nd person spouse; 3rd person offspring; no children	52	0	0	0	0	0	0	0	0	0
3 adults, 3 married, 2nd and 3rd person related; no children	53	1	0	0	0	0	0	0	0	0
3 adults, 3 married, 2nd person spouse, 3rd person unrelated, no children	54	1	0	0	0	0	0	0	0	0
3 adults, 3 married, 2nd person unrelated, 3rd person spouse, no children	55	0	0	0	0	0	0	0	0	0
3 adults, 3 married, 2nd person related, 3rd person unrelated, no children	56	0	0	0	0	0	0	0	0	0
3 adults, 3 married, 2nd person unrelated, 3rd person related, no children	57	0	0	0	0	0	0	0	0	0
3 adults, 3 married, unrelated, no children	58	0	0	0	0	0	0	0	0	0
4+ adults, unmarried, no children	100	16	22	7	16	11	20	25	12	13
4+ adults, 1 married, no children	101	0	0	1	1	3	1	2	4	3
4+ adults, 2 married, no children	102	43	29	17	29	35	31	32	47	38
4+ adults, 3 married, no children	103	0	3	0	0	2	3	3	1	0
4+ adults, 4+ married, no children	104	3	5	2	3	3	6	5	6	1
3 adults, marital status unsure; 1+ children	120	0	0	0	0	0	0	0	0	0
3 adults, marital status unsure, related; 1+ children	121	0	0	0	0	2	0	1	1	8

[VAR: HHTYPE] (Continued)

RESPONSE	PUNCH	YEAR								
		2006-1	2006-2	2006-3	2008-1	2008-2	2008-3	2010-1	2010-2	2010-3
3 adults, 2 married, 2 unrelated, 1+ children	148	0	0	0	0	0	0	0	0	0
3 adults, 3 married, relation unsure, 1+ children	150	0	0	0	0	0	0	0	0	0
3 adults, 3 married, 2nd person spouse, 3rd person related, 1+ children	151	0	3	0	2	0	1	0	0	4
3 adults, 3 married, 2nd person related, 3rd person spouse; 1+ children	152	0	0	3	0	0	0	0	1	0
3 adults, 3 married, 2nd person related; 1+ children	153	0	0	0	0	0	0	0	0	0
3 adults, 3 married, 2nd person spouse, 3rd person unrelated, 1+ children	154	0	0	0	0	0	0	0	0	0
3 adults, 3 married, 2nd person unrelated, 3rd person spouse; 1+ children	155	0	0	0	0	0	0	0	0	0
3 adults, 3 married, 2nd person related, 3rd person unrelated, 1+ children	156	0	0	0	0	0	0	0	0	0
3 adults, 3 married, 2nd person unrelated, 3rd person related, 1+ children	157	0	0	0	0	0	0	0	0	0
3 adults, 3 married, unrelated, 1+ children	158	0	0	0	0	0	0	0	0	0
4+ adults, unmarried, 1+ children	200	4	5	4	2	11	7	5	12	13
4+ adults, 1 married, 1+ children	201	1	0	2	0	0	3	0	2	2
4+ adults, 2 married, 1+ children	202	14	26	23	21	31	32	18	31	32
4+ adults, 3 married, 1+ children	203	2	3	0	2	1	2	0	4	4
4+ adults, 4+ married, 1+ children	204	4	10	13	5	8	8	15	7	9
Don't know	998	0	0	0	0	0	0	0	0	0
No answer	999	8	20	18	9	21	15	14	32	25
Not applicable	0	0	464	724	0	442	728	0	493	740

REMARKS: This variable classifies households from information on the household enumeration form (HEF) on the basis of 1) number of adults (household members 18 and older), 2) the presence of children (0 vs. 1+ household members less than 18), 3) number of married people in the household, 4) relation of second or third listed persons to head (in households with 2 or 3 adults), and 5) gender of head and second listed person when second listed person is not related to the head (in households with two adults). When the HEF roster counts differed from the processed HEF variables (ADULTS, BABIES, PRETEEN, TEENS, HOMPOP), the processed values were utilized. This generally means that household members away from the housing unit and living in another household or institution were not counted for this variable (see above AWAY1-14 and WHERE1-14). Visitors not absent from the household are counted.

878. Household type (condensed)

[VAR: HHTYPE1]

RESPONSE	PUNCH	YEAR								
		2006-1	2006-2	2006-3	2008-1	2008-2	2008-3	2010-1	2010-2	2010-3
Married couple, no children	1	582	418	348	577	446	380	582	423	366
Single parent	2	122	83	55	148	78	45	127	71	57
Other family, no children	3	85	56	82	93	99	73	115	113	87
Single adult	4	560	367	306	520	378	312	601	373	308
Cohabiting couple, no children	5	54	43	37	58	51	46	79	61	54
Non-family, no children	6	46	29	12	44	8	9	21	12	8
Unsure, no children	8	23	28	14	25	21	26	39	22	19
Married couple with children	11	411	381	315	424	357	290	342	319	269
Other family with children	13	49	62	48	60	60	47	58	55	51
Cohabiting couple with children	15	36	37	29	43	43	37	40	45	39
Non-family with children	16	4	4	1	6	1	0	8	6	1
Unsure with children	18	20	8	11	16	18	15	18	19	20
No answer	99	0	20	18	9	21	15	14	32	25
Not applicable	0	8	464	724	0	442	728	0	493	740

REMARKS: This variable is a collapse or recode of HHTYPE. The categories are explained below.

- (1) Married couple with no children = 2 or more adults with either respondent being married or two or more members being listed as married with no one under age 18.
- (2) Single parent = 1 adult and 1 or more members under age 18.
- (3) Other family, no children = 2 or more adults with 2nd or 3rd person listed related to head of household; no married couple and no household members under age 18.
- (4) Single adult = 1 adult and no one under age 18.
- (5) Cohabiting couple, no children = 2 adults of different genders not married nor related to each other. This category covers most, but not all, cohabiting couples. Excluded are cohabiting couples in which relationship and/or gender information was missing or households with three or more adults with at least one unrelated to the others. Also, same sex cohabiting couples are excluded. See GSS Methodological Report No. 73 for more details.
- (6) Non-family, no children = 2 adults with 2nd listed person unrelated to head and same gender as head and no one married, or with three or more adults with the 2nd and 3rd persons unrelated to head.
- (8) Unsure, no children = 2 or more adults, unmarried or with relationship and/or marital information unclear or conflicting, but with no one under age 18.

879. Number of family generations in household.

[VAR: FAMGEN]

<u>RESPONSE</u>	<u>PUNCH</u>	<u>YEAR</u>								
		<u>2006-1</u>	<u>2006-2</u>	<u>2006-3</u>	<u>2008-1</u>	<u>2008-2</u>	<u>2008-3</u>	<u>2010-1</u>	<u>2010-2</u>	<u>2010-3</u>
One generation	1	1172	818	683	1156	851	689	1253	844	711
Two generations, children	2	746	602	563	751	692	576	757	662	546
Two generations, parents	3	26	28	6	13	6	4	5	14	10
Two generations, grandchild(ren)	4	16	16	2	24	2	5	5	5	11
Three generations, child(ren), grandchildren	5	24	44	11	56	8	6	4	9	10
Three generations, child(ren), parent	6	14	25	11	21	21	18	20	17	15
Four generations	7	2	3	0	2	1	0	0	0	1
No answer	9	0	0	0	0	0	0	0	0	0
Not applicable	0	0	464	724	0	442	728	0	493	740

REMARKS: This variable indicates how many direct family generations (e.g. grandparent, parent, child) reside in the household. It counts children-in-law and parents-in-law as direct relations, but does not count collateral relatives (e.g. nieces and nephews, aunts and uncles). In addition, it is impossible to identify grandparents (or above) of the head. It should be noted that for FAMGEN children were defined by their relationship to household head, not by their age as in HHTYPE. All regular household members and visitors listed on the roster are counted regardless of presence. For more details, see NORC Methodological Report No. 73.

880. Respondent's relationship to household head.

[VAR: RPLACE]

<u>RESPONSE</u>	<u>PUNCH</u>	<u>YEAR</u>								
		<u>2006-1</u>	<u>2006-2</u>	<u>2006-3</u>	<u>2008-1</u>	<u>2008-2</u>	<u>2008-3</u>	<u>2010-1</u>	<u>2010-2</u>	<u>2010-3</u>
Head of household	1	1357	1076	927	1365	1174	1005	1407	1201	1029
Spouse	2	419	332	240	421	266	188	354	192	153
Child (natural, adopted step)	3	110	53	59	122	85	54	131	94	56
Son-/daughter-in-law	4	4	4	0	1	1	1	0	1	2
Grand/great-grandchild	5	2	3	3	4	2	1	3	1	3
Parent/parent-in-law	6	8	11	2	5	0	1	4	4	3
Other relative	7	16	13	21	26	27	18	51	22	20
Non-relative	8	83	43	23	74	26	26	90	35	35
No answer	9	1	1	1	5	0	1	4	1	3
Not applicable	0	0	464	724	0	442	728	0	493	740

881. Is respondent a visitor?

[VAR: RVISITOR]

<u>RESPONSE</u>	<u>PUNCH</u>	<u>YEAR</u>								
		<u>2006-1</u>	<u>2006-2</u>	<u>2006-3</u>	<u>2008-1</u>	<u>2008-2</u>	<u>2008-3</u>	<u>2010-1</u>	<u>2010-2</u>	<u>2010-3</u>
R. is member of household	1	1995	1533	1275	2019	1579	1294	2038	1548	1302
R. is visitor	2	5	3	1	4	2	0	6	2	1
Don't know	8	0	0	0	0	0	0	0	0	0
No answer	9	0	0	0	0	0	1	0	1	0
Not applicable	0	0	464	724	0	442	728	0	493	741

REMARKS: Regular household members are listed in lines 1-10 and visitors to the household are listed in lines 11-14.
This variable codes respondents who are regular members as 1 and those who are visitors as 2.

882. Number of visitors in household.

[VAR: VISITORS]

<u>RESPONSE</u>	<u>PUNCH</u>	<u>YEAR</u>								
		<u>2006-1</u>	<u>2006-2</u>	<u>2006-3</u>	<u>2008-1</u>	<u>2008-2</u>	<u>2008-3</u>	<u>2010-1</u>	<u>2010-2</u>	<u>2010-3</u>
No visitors	0	1976	1481	1234	2004	1513	1247	2018	1484	1245
1 visitor	1	17	44	33	15	44	37	19	46	42
2 visitors	2	6	7	7	3	15	10	7	11	10
3 visitors	3	1	1	0	1	6	1	0	6	5
4 visitors	4	0	3	2	0	3	0	0	4	2
Don't know	8	0	0	0	0	0	0	0	0	0
No answer	9	0	0	0	0	0	0	0	0	0
Not applicable	-1	0	464	724	0	442	728	0	493	740

REMARKS: This variable counts the number of visitors in the household. It counts the number of people listed in lines 11-14 and does not adjust for presence in the household.

883. What is (PERSON)'s relationship to head of household?

A. Relationship of first person to head of household?

[VAR: RELHH1]

RESPONSE	PUNCH	YEAR								
		2006-1 2000	2006-2 1536	2006-3 1276	2008-1 2023	2008-2 1581	2008-3 1295	2010-1 2044	2010-2 1551	2010-3 1304
Head of household	1									
Spouse	2	0	0	0	0	0	0	0	0	0
Partner, Fiance(e), Boyfriend, Girlfriend, etc.	3	0	0	0	0	0	0	0	0	0
Child, not specified	4	0	0	0	0	0	0	0	0	0
Grandchild, Great-Grandchild	5	0	0	0	0	0	0	0	0	0
Son-In-Law, Daughter-In-Law	6	0	0	0	0	0	0	0	0	0
Parent	7	0	0	0	0	0	0	0	0	0
Parent-In-Law	8	0	0	0	0	0	0	0	0	0
Grandparent, Great-Grandparent	9	0	0	0	0	0	0	0	0	0
Uncle or Aunt	10	0	0	0	0	0	0	0	0	0
Niece or Nephew	11	0	0	0	0	0	0	0	0	0
Cousin	12	0	0	0	0	0	0	0	0	0
Brother, Sister (Full, Half, or Step Sibling)	13	0	0	0	0	0	0	0	0	0
Sibling-In-Law	14	0	0	0	0	0	0	0	0	0
Other Relative (Great-Aunt, Roommate, Housemate	15 16	0 0	0 0	0 0	0 0	0 0	0 0	0 0	0 0	0 0
Friend	17	0	0	0	0	0	0	0	0	0
Child of Non-Relative	18	0	0	0	0	0	0	0	0	0
Other Non-Relative (Employee, Boarder)	19	0	0	0	0	0	0	0	0	0
Natural/Biological Child	41	0	0	0	0	0	0	0	0	0
Adopted Child	42	0	0	0	0	0	0	0	0	0
Stepchild	43	0	0	0	0	0	0	0	0	0
Don't know	98	0	0	0	0	0	0	0	0	0
No answer	99	0	0	0	0	0	0	0	0	0
Not applicable	0	0	464	724	0	442	728	0	493	740

B. Relationship of second person to head of household?

[VAR: RELHH2]

<u>RESPONSE</u>	<u>PUNCH</u>	<u>YEAR</u>								
		<u>2006-1</u>	<u>2006-2</u>	<u>2006-3</u>	<u>2008-1</u>	<u>2008-2</u>	<u>2008-3</u>	<u>2010-1</u>	<u>2010-2</u>	<u>2010-3</u>
Spouse	2	1000	801	663	1002	796	669	909	736	628
Partner, Fiance(e), Boyfriend, Girlfriend, etc.	3	124	108	91	151	136	122	192	151	140
Child, not specified	4	71	47	64	115	81	48	148	78	51
Grandchild, Great-Grandchild	5	9	7	0	15	0	0	1	0	9
Son-In-Law, Daughter-In-Law	6	3	0	0	5	2	0	0	2	0
Parent	7	18	19	0	11	0	0	1	1	1
Parent-In-Law	8	0	0	3	1	2	1	7	3	4
Grandparent, Great-Grandparent	9	1	0	3	0	2	1	0	1	2
Uncle or Aunt	10	1	1	11	2	16	10	17	20	17
Niece or Nephew	11	4	5	0	4	0	1	0	1	4
Cousin	12	4	3	1	4	1	3	0	2	0
Brother, Sister (full, half,	13	12	11	9	25	18	12	36	19	15
Sibling-In-Law	14	1	1	12	0	12	9	12	17	9
Other Relative (Great-Aunt,	15	0	0	0	0	0	0	0	0	1
Roommate, Housemate	16	40	19	2	31	4	2	3	3	5
Friend	17	15	8	0	10	0	0	0	0	0
Child of Non-Relative	18	0	1	0	0	0	0	0	0	0
Other Non-Relative (Employee, Boarder)	19	2	4	0	3	0	0	0	0	0
Natural/Biological Child	41	128	109	76	110	82	71	85	88	69
Adopted Child	42	2	1	0	2	3	3	5	4	9
Stepchild	43	1	0	19	1	26	25	19	29	14
Don't know	98	0	2	2	3	2	0	5	0	3
No answer	99	2	0	2	1	3	0	9	2	1
Not applicable	0	562	853	1042	527	837	1046	595	887	1062

C. Relationship of third person to head of household?

[VAR: RELHH3]

<u>RESPONSE</u>	<u>PUNCH</u>	<u>YEAR</u>								
		<u>2006-1</u>	<u>2006-2</u>	<u>2006-3</u>	<u>2008-1</u>	<u>2008-2</u>	<u>2008-3</u>	<u>2010-1</u>	<u>2010-2</u>	<u>2010-3</u>
Spouse	2	0	0	0	0	263	0	0	0	0
Partner, Fiance(e), Boyfriend, Girlfriend, etc.	3	0	0	0	1	0	0	2	0	0
Child, not specified	4	235	178	216	350	0	192	371	206	170
Grandchild, Great-Grandchild	5	19	23	10	34	5	3	4	8	7
Son-In-Law, Daughter-In-Law	6	6	5	0	1	1	1	1	1	4
Parent	7	10	20	0	10	1	1	2	2	1
Parent-In-Law	8	9	9	7	8	6	7	4	9	6
Grandparent, Great-Grandparent	9	1	2	0	1	4	2	2	2	1
Uncle or Aunt	10	0	1	8	2	10	10	9	12	16
Niece or Nephew	11	6	9	1	9	3	4	7	4	3
Cousin	12	1	1	2	4	1	2	1	3	2
Brother, Sister (full, half,	13	8	13	9	9	6	9	24	10	7
Sibling-In-Law	14	3	5	5	6	16	3	9	12	7
Other Relative (Great-Aunt,	15	1	0	7	2	3	6	8	9	10
Roommate, Housemate	16	21	11	2	16	3	5	2	6	11
Friend	17	8	7	0	5	0	0	0	0	0
Child of Non-Relative	18	5	4	0	5	0	0	0	0	0
Other Non-Relative (Employee, Boarder)	19	6	5	0	2	0	0	0	0	0
Natural/Biological Child	41	393	314	204	304	263	255	238	279	219
Adopted Child	42	8	11	14	2	16	8	14	13	46
Stepchild	43	22	50	38	28	58	44	24	59	34
Don't know	98	0	1	0	1	2	0	0	0	0
No answer	99	1	2	1	2	0	0	3	0	1
Not applicable	0	1237	1329	1476	1221	1362	1471	1319	1409	1499

D. Relationship of fourth person to head of household?

[VAR: RELHH4]

<u>RESPONSE</u>	<u>PUNCH</u>	<u>YEAR</u>								
		<u>2006-1</u>	<u>2006-2</u>	<u>2006-3</u>	<u>2008-1</u>	<u>2008-2</u>	<u>2008-3</u>	<u>2010-1</u>	<u>2010-2</u>	<u>2010-3</u>
Spouse	2	0	0	0	0	0	0	0	0	0
Partner, Fiance(e), Boyfriend, Girlfriend, etc.	3	0	0	0	0	0	0	3	0	0
Child, not specified	4	141	116	143	213	170	111	207	132	101
Grandchild, Great-Grandchild	5	9	22	0	34	2	0	3	1	4
Son-In-Law, Daughter-In-Law	6	0	3	1	4	0	0	0	0	0
Parent	7	2	5	0	0	1	0	1	2	1
Parent-In-Law	8	2	3	6	2	7	2	4	4	6
Grandparent, Great-Grandparent	9	0	2	0	0	3	3	0	5	1
Uncle or Aunt	10	0	1	4	0	3	11	7	9	5
Niece or Nephew	11	5	7	0	4	2	1	1	2	2
Cousin	12	2	1	0	1	0	2	1	0	0
Brother, Sister (Full, Half, or Step Sibling)	13	3	5	5	5	3	5	15	2	4
Sibling-In-Law	14	0	5	3	1	5	2	3	6	7
Other Relative (Great-Aunt, Grandniece, etc.)	15	0	1	3	0	5	5	2	5	8
Roommate, Housemate	16	10	5	10	8	7	1	4	4	8
Friend	17	6	5	0	3	0	0	0	0	0
Child of Non-Relative	18	2	3	0	4	0	0	0	0	0
Other Non-Relative (Employee, Boarder)	19	4	2	0	3	0	0	0	0	0
Natural/Biological Child	41	243	210	145	177	166	170	141	179	151
Adopted Child	42	5	6	6	1	14	8	14	11	31
Stepchild	43	9	21	16	14	29	17	8	25	16
Don't know	98	0	0	0	1	0	0	0	0	0
No answer	99	0	1	1	1	0	0	3	0	1
Not applicable	0	1557	1576	1657	1547	1606	1685	1627	1657	1698

E. Relationship of fifth person to head of household?

[VAR: RELHH5]

<u>RESPONSE</u>	<u>PUNCH</u>	<u>YEAR</u>								
		<u>2006-1</u>	<u>2006-2</u>	<u>2006-3</u>	<u>2008-1</u>	<u>2008-2</u>	<u>2008-3</u>	<u>2010-1</u>	<u>2010-2</u>	<u>2010-3</u>
Spouse	2	0	0	0	0	0	0	0	0	0
Partner, Fiance(e), Boyfriend, Girlfriend, etc.	3	1	0	0	1	0	0	0	0	0
Child, not specified	4	62	49	52	84	83	46	80	48	48
Grandchild, Great-Grandchild	5	6	20	1	22	1	2	0	1	1
Son-In-Law, Daughter-In-Law	6	2	3	0	0	1	0	0	0	1
Parent	7	1	0	0	0	1	0	1	0	5
Parent-In-Law	8	0	1	1	0	5	5	5	4	0
Grandparent, Great-Grandparent	9	0	0	0	1	1	0	0	0	1
Uncle or Aunt	10	0	0	0	0	3	2	1	5	5
Niece or Nephew	11	3	6	0	2	1	2	2	3	0
Cousin	12	0	0	0	0	2	1	3	0	0
Brother, Sister (Full, Half, or Step Sibling)	13	2	1	1	1	2	3	5	5	2
Sibling-In-Law	14	0	1	2	1	2	2	2	1	5
Other Relative (Great-Aunt, Grandniece, etc.)	15	0	1	2	0	3	0	0	1	5
Roommate, Housemate	16	2	2	2	3	4	2	0	3	3
Friend	17	2	0	0	2	0	0	0	0	0
Child of Non-Relative	18	0	2	0	1	0	0	0	0	0
Other Non-Relative (Employee, Boarder)	19	1	3	0	0	0	0	0	0	0
Natural/Biological Child	41	95	77	80	69	75	79	71	88	69
Adopted Child	42	0	3	5	0	3	3	5	5	14
Stepchild	43	3	9	7	9	9	11	5	9	8
Don't know	98	0	0	0	1	0	0	0	0	0
No answer	99	0	0	1	0	0	0	3	0	0
Not applicable	0	1820	1822	1846	1826	1827	1865	1861	1871	1877

F. Relationship of sixth person to head of household?

[VAR: RELHH6]

<u>RESPONSE</u>	<u>PUNCH</u>	<u>YEAR</u>								
		<u>2006-1</u>	<u>2006-2</u>	<u>2006-3</u>	<u>2008-1</u>	<u>2008-2</u>	<u>2008-3</u>	<u>2010-1</u>	<u>2010-2</u>	<u>2010-3</u>
Spouse	2	0	0	0	0	0	0	0	0	0
Partner, Fiance(e), Boyfriend, Girlfriend, etc.	3	1	0	0	0	0	0	0	0	0
Child, not specified	4	20	18	19	26	25	14	30	11	15
Grandchild, Great-Grandchild	5	7	8	0	12	2	2	0	1	1
Son-In-Law, Daughter-In-Law	6	0	3	0	1	1	0	0	0	1
Parent	7	1	1	0	1	1	0	0	0	0
Parent-In-Law	8	0	1	0	0	2	4	9	8	6
Grandparent, Great-Grandparent	9	0	0	0	0	1	0	0	0	1
Uncle or Aunt	10	0	0	0	0	1	0	0	0	2
Niece or Nephew	11	2	3	0	0	1	0	0	1	3
Cousin	12	0	0	1	0	1	0	1	0	0
Brother, Sister (Full, Half, or Step Sibling)	13	0	0	1	2	1	2	2	3	1
Sibling-In-Law	14	0	0	1	3	2	0	1	0	2
Other Relative (Great-Aunt, Grandniece, etc.)	15	0	0	1	1	2	0	1	2	1
Roommate, Housemate	16	0	0	0	2	2	1	1	4	1
Friend	17	1	0	0	1	0	0	0	0	0
Child of Non-Relative	18	0	0	0	1	0	0	0	0	0
Other Non-Relative (Employee, Boarder)	19	0	1	0	0	0	0	0	0	0
Natural/Biological Child	41	28	27	29	21	27	29	45	43	23
Adopted Child	42	0	0	2	0	3	1	0	2	8
Stepchild	43	1	5	2	2	5	3	2	5	8
Don't know	98	0	0	0	0	0	0	0	0	0
No answer	99	0	0	1	0	0	0	2	0	0
Not applicable	0	1939	1933	1943	1950	1946	1967	1950	1964	1971

G. Relationship of seventh person to head of household?

[VAR: RELHH7]

<u>RESPONSE</u>	<u>PUNCH</u>	<u>YEAR</u>								
		<u>2006-1</u>	<u>2006-2</u>	<u>2006-3</u>	<u>2008-1</u>	<u>2008-2</u>	<u>2008-3</u>	<u>2010-1</u>	<u>2010-2</u>	<u>2010-3</u>
Spouse	2	0	0	0	0	0	0	0	0	0
Partner, Fiance(e), Boyfriend, Girlfriend, etc.	3	0	0	0	0	0	0	0	0	0
Child, not specified	4	6	5	7	7	8	7	12	4	4
Grandchild, Great-Grandchild	5	2	4	0	6	0	0	0	0	2
Son-In-Law, Daughter-In-Law	6	0	0	0	0	0	0	0	0	0
Parent	7	0	0	0	0	0	0	0	0	0
Parent-In-Law	8	0	0	0	0	1	1	5	6	4
Grandparent, Great-Grandparent	9	0	1	0	0	0	0	0	0	0
Uncle or Aunt	10	0	0	0	0	2	0	0	0	0
Niece or Nephew	11	1	1	0	0	0	0	0	0	0
Cousin	12	0	0	0	0	2	0	1	0	0
Brother, Sister (Full, Half, or Step Sibling)	13	0	1	0	0	1	1	0	2	1
Sibling-In-Law	14	0	0	2	0	1	0	0	3	1
Other Relative (Great-Aunt, Grandniece, etc.)	15	0	0	0	0	0	0	1	1	0
Roommate, Housemate	16	1	0	0	0	2	1	0	1	1
Friend	17	0	0	0	1	0	0	0	0	0
Child of Non-Relative	18	0	0	0	0	0	0	0	0	0
Other Non-Relative (Employee, Boarder)	19	0	1	0	0	0	0	0	0	0
Natural/Biological Child	41	11	14	18	7	11	8	20	16	15
Adopted Child	42	0	0	0	0	1	0	0	0	2
Stepchild	43	1	2	1	0	3	1	0	1	1
Don't know	98	0	0	0	0	0	0	0	0	0
No answer	99	0	0	1	0	0	0	2	0	0
Not applicable	0	1978	1971	1971	2002	1991	2004	2003	2010	2013

H. Relationship of eighth person to head of household?

[VAR: RELHH8]

<u>RESPONSE</u>	<u>PUNCH</u>	<u>YEAR</u>								
		<u>2006-1</u>	<u>2006-2</u>	<u>2006-3</u>	<u>2008-1</u>	<u>2008-2</u>	<u>2008-3</u>	<u>2010-1</u>	<u>2010-2</u>	<u>2010-3</u>
Spouse	2	0	0	0	0	0	0	0	0	0
Partner, Fiance(e), Boyfriend, Girlfriend, etc.	3	0	0	0	0	0	0	0	0	0
Child, not specified	4	3	0	2	1	3	3	6	1	2
Grandchild, Great-Grandchild	5	0	2	0	3	0	0	0	0	0
Son-In-Law, Daughter-In-Law	6	0	1	0	0	0	0	0	0	0
Parent	7	0	0	0	0	0	0	0	0	0
Parent-In-Law	8	0	0	1	0	1	1	1	2	3
Grandparent, Great-Grandparent	9	0	0	0	0	0	0	0	0	0
Uncle or Aunt	10	0	0	0	0	0	0	0	0	1
Niece or Nephew	11	0	1	0	1	0	0	0	0	1
Cousin	12	0	0	0	0	0	0	0	0	1
Brother, Sister (Full, Half, or Step Sibling)	13	0	0	0	0	0	0	0	2	1
Sibling-In-Law	14	0	0	1	0	0	0	0	0	0
Other Relative (Great-Aunt, Grandniece, etc.)	15	0	0	0	0	0	0	1	1	0
Roommate, Housemate	16	0	0	0	0	0	0	0	0	0
Friend	17	0	0	0	0	0	0	0	0	0
Child of Non-Relative	18	0	0	0	0	0	0	0	0	0
Other Non-Relative (Employee, Boarder)	19	0	0	0	0	0	0	0	0	0
Natural/Biological Child	41	3	4	9	3	3	3	8	6	6
Adopted Child	42	0	0	1	0	0	0	0	1	0
Stepchild	43	0	1	1	0	0	0	0	1	0
Don't know	98	0	0	0	0	0	0	0	0	0
No answer	99	0	0	1	0	0	0	2	0	0
Not applicable	0	1994	1991	1984	2015	2016	2016	2026	2030	2029

I. Relationship of ninth person to head of household?

[VAR: RELHH9]

<u>RESPONSE</u>	<u>PUNCH</u>	<u>YEAR</u>								
		<u>2006-1</u>	<u>2006-2</u>	<u>2006-3</u>	<u>2008-1</u>	<u>2008-2</u>	<u>2008-3</u>	<u>2010-1</u>	<u>2010-2</u>	<u>2010-3</u>
Spouse	2	0	0	0	0	0	0	0	0	0
Partner, Fiance(e), Boyfriend, Girlfriend, etc.	3	0	0	0	0	0	0	0	0	0
Child, not specified	4	1	1	2	1	4	2	3	0	1
Grandchild, Great-Grandchild	5	1	1	0	1	0	0	0	0	0
Son-In-Law, Daughter-In-Law	6	0	1	0	0	0	0	0	0	0
Parent	7	0	0	0	0	0	0	0	0	0
Parent-In-Law	8	0	0	0	0	0	0	2	0	1
Grandparent, Great-Grandparent	9	0	0	0	0	0	0	0	0	0
Uncle or Aunt	10	0	0	0	0	0	0	0	0	0
Niece or Nephew	11	0	0	0	0	0	1	0	0	1
Cousin	12	0	0	0	0	0	0	0	0	1
Brother, Sister (Full, Half, or Step Sibling)	13	0	0	0	0	0	0	0	0	0
Sibling-In-Law	14	0	1	1	0	0	0	0	0	0
Other Relative (Great-Aunt, Grandniece, etc.) Grandniece, etc.)	15	0	0	0	0	0	0	1	0	0
Roommate, Housemate	16	0	0	0	0	0	0	0	0	0
Friend	17	0	0	0	0	0	0	0	0	0
Child of Non-Relative	18	0	0	0	0	0	0	0	0	0
Other Non-Relative (Employee, Boarder)	19	0	0	0	0	0	0	0	0	0
Natural/Biological Child	41	1	2	3	0	1	0	1	2	3
Adopted Child	42	0	0	0	0	0	0	2	0	0
Stepchild	43	0	0	0	0	0	0	0	0	0
Don't know	98	0	0	0	0	0	0	0	0	0
No answer	99	0	0	1	0	0	0	2	0	0
Not applicable	0	1997	1994	1993	2021	2018	2020	2033	2042	2037

J. Relationship of tenth person to head of household?

[VAR: RELHH10]

<u>RESPONSE</u>	<u>PUNCH</u>	<u>YEAR</u>								
		<u>2006-1</u>	<u>2006-2</u>	<u>2006-3</u>	<u>2008-1</u>	<u>2008-2</u>	<u>2008-3</u>	<u>2010-1</u>	<u>2010-2</u>	<u>2010-3</u>
Spouse	2	0	0	0	0	0	0	0	0	0
Partner, Fiance(e), Boyfriend, Girlfriend, etc.	3	0	0	0	0	0	0	0	0	0
Child, not specified	4	1	0	1	1	2	1	1	0	1
Grandchild, Great-Grandchild	5	1	1	0	0	0	0	0	0	0
Son-In-Law, Daughter-In-Law	6	0	0	0	0	0	0	0	0	0
Parent	7	0	0	0	0	0	0	0	0	0
Parent-In-Law	8	0	0	0	0	0	0	1	0	0
Grandparent, Great-Grandparent	9	0	0	0	0	0	0	0	0	0
Uncle or Aunt	10	0	0	1	0	0	0	0	0	0
Niece or Nephew	11	0	0	0	0	0	0	0	0	0
Cousin	12	0	0	0	0	0	0	0	0	1
Brother, Sister (Full, Half, or Step Sibling)	13	0	0	0	0	0	0	0	0	0
Sibling-In-Law	14	0	1	0	0	0	0	0	0	0
Other Relative (Great-Aunt, Grandniece, etc.)	15	0	0	0	0	0	0	1	0	0
Roommate, Housemate	16	0	0	0	0	0	0	0	0	0
Friend	17	0	0	0	0	0	0	0	0	0
Child of Non-Relative	18	0	0	0	0	0	0	0	0	0
Other Non-Relative (Employee, Boarder)	19	0	0	0	0	0	0	0	0	0
Natural/Biological Child	41	0	1	2	0	0	0	3	2	2
Adopted Child	42	0	0	0	0	0	0	0	0	0
Stepchild	43	0	0	0	0	0	0	0	0	0
Don't know	98	0	0	0	0	0	0	0	0	0
No answer	99	0	0	1	0	0	0	2	0	0
Not applicable	0	1998	1997	1995	2022	2021	2022	2036	2042	2040

K. Relationship of eleventh person to head of household?

[VAR: RELHH11]

<u>RESPONSE</u>	<u>PUNCH</u>	<u>YEAR</u>								
		<u>2006-1</u>	<u>2006-2</u>	<u>2006-3</u>	<u>2008-1</u>	<u>2008-2</u>	<u>2008-3</u>	<u>2010-1</u>	<u>2010-2</u>	<u>2010-3</u>
Spouse	2	0	0	0	0	0	0	0	0	0
Partner, Fiance(e), Boyfriend, Girlfriend, etc.	3	1	0	0	0	0	0	1	0	0
Child, not specified	4	3	5	9	2	10	6	6	8	4
Grandchild, Great-Grandchild	5	0	5	2	2	2	3	2	3	2
Son-In-Law, Daughter-In-Law	6	1	1	1	0	0	2	0	0	1
Parent	7	2	3	0	0	1	2	0	0	0
Parent-In-Law	8	1	1	2	3	4	2	1	5	1
Grandparent, Great-Grandparent	9	0	0	1	0	0	0	0	0	1
Uncle or Aunt	10	1	2	0	0	3	1	3	5	1
Niece or Nephew	11	4	3	2	1	1	0	0	0	5
Cousin	12	0	1	1	0	2	0	0	1	1
Brother, Sister (Full, Half, or Step Sibling)	13	0	3	2	3	2	2	0	3	1
Sibling-In-Law	14	1	4	8	1	14	8	6	19	12
Other Relative (Great-Aunt, Grandniece, etc.)	15	1	5	0	1	1	1	1	0	4
Roommate, Housemate	16	1	2	4	2	4	2	2	10	5
Friend	17	5	12	0	2	0	0	0	0	0
Child of Non-Relative	18	0	0	0	0	0	0	0	0	0
Other Non-Relative (Employee, Boarder)	19	1	3	0	1	0	0	0	0	0
Natural/Biological Child	41	2	3	3	1	16	13	3	12	12
Adopted Child	42	0	0	0	0	1	1	0	0	3
Stepchild	43	0	2	8	0	8	6	1	1	6
Don't know	98	0	0	0	0	0	0	0	0	0
No answer	99	0	0	0	0	0	0	2	0	0
Not applicable	0	1976	1945	1957	2004	1954	1974	2016	1977	1985

L. Relationship of twelfth person to head of household?

[VAR: RELHH12]

<u>RESPONSE</u>	<u>PUNCH</u>	<u>YEAR</u>								
		<u>2006-1</u>	<u>2006-2</u>	<u>2006-3</u>	<u>2008-1</u>	<u>2008-2</u>	<u>2008-3</u>	<u>2010-1</u>	<u>2010-2</u>	<u>2010-3</u>
Spouse	2	0	0	0	0	0	0	0	0	0
Partner, Fiance(e), Boyfriend, Girlfriend, etc.	3	0	0	0	0	0	0	0	0	0
Child, not specified	4	0	1	1	0	5	1	1	2	0
Grandchild, Great-Grandchild	5	0	2	0	0	0	1	2	1	1
Son-In-Law, Daughter-In-Law	6	1	2	0	0	0	0	0	0	0
Parent	7	0	0	0	0	0	0	0	0	0
Parent-In-Law	8	2	0	0	0	0	1	0	2	0
Grandparent, Great-Grandparent	9	0	0	0	0	0	0	0	0	0
Uncle or Aunt	10	0	0	0	0	0	0	0	0	0
Niece or Nephew	11	1	0	1	1	1	0	0	1	1
Cousin	12	0	0	0	0	1	0	0	0	1
Brother, Sister (Full, Half, or Step Sibling)	13	0	0	0	0	1	0	1	0	0
Sibling-In-Law	14	0	1	1	1	1	3	1	5	2
Other Relative (Great-Aunt, Grandniece, etc.)	15	1	0	1	0	0	0	0	1	2
Roommate, Housemate	16	0	0	0	1	1	0	0	2	3
Friend	17	1	2	0	0	0	0	0	0	0
Child of Non-Relative	18	0	1	0	1	0	0	0	0	0
Other Non-Relative (Employee, Boarder)	19	0	0	0	0	0	0	0	0	0
Natural/Biological Child	41	1	2	2	0	10	2	1	3	6
Adopted Child	42	0	0	2	0	2	0	0	2	1
Stepchild	43	0	0	1	0	2	3	1	1	0
Don't know	98	0	0	0	0	0	0	0	1	0
No answer	99	0	0	0	0	0	0	2	0	0
Not applicable	0	1993	1989	1991	2019	1999	2012	2035	2023	2027

M. Relationship of thirteenth person to head of household?

[VAR: RELHH13]

<u>RESPONSE</u>	<u>PUNCH</u>	<u>YEAR</u>								
		<u>2006-1</u>	<u>2006-2</u>	<u>2006-3</u>	<u>2008-1</u>	<u>2008-2</u>	<u>2008-3</u>	<u>2010-1</u>	<u>2010-2</u>	<u>2010-3</u>
Spouse	2	0	0	0	0	0	0	0	0	0
Partner, Fiance(e), Boyfriend, Girlfriend, etc.	3	0	0	0	0	0	0	0	0	0
Child, not specified	4	0	0	1	0	0	0	0	0	0
Grandchild, Great-Grandchild	5	1	3	0	0	0	0	0	0	1
Son-In-Law, Daughter-In-Law	6	0	0	0	0	0	0	0	0	0
Parent	7	0	0	0	0	0	0	0	0	0
Parent-In-Law	8	0	0	0	0	1	0	0	2	0
Grandparent, Great-Grandparent	9	0	0	0	0	0	0	0	0	0
Uncle or Aunt	10	0	0	0	0	0	0	0	0	0
Niece or Nephew	11	0	0	0	1	0	0	0	0	2
Cousin	12	0	0	0	0	2	0	0	0	0
Brother, Sister (Full, Half, or Step Sibling)	13	0	0	0	0	0	0	0	0	0
Sibling-In-Law	14	0	0	0	0	1	1	0	2	0
Other Relative (Great-Aunt, Grandniece, etc.)	15	0	0	0	0	0	0	0	0	0
Roommate, Housemate	16	0	0	0	0	0	0	0	2	0
Friend	17	0	0	0	0	0	0	0	0	0
Child of Non-Relative	18	0	0	0	0	0	0	0	0	0
Other Non-Relative (Employee, Boarder)	19	0	0	0	0	0	0	0	0	0
Natural/Biological Child	41	0	1	1	0	4	0	0	4	4
Adopted Child	42	0	0	0	0	1	0	0	0	0
Stepchild	43	0	0	0	0	0	0	0	0	0
Don't know	98	0	0	0	0	0	0	0	0	0
No answer	99	0	0	0	0	0	0	0	0	0
Not applicable	0	1999	1996	1998	2022	2014	2022	2044	2034	2037

N. Relationship of fourteenth person to head of household?

[VAR: RELHH14]

RESPONSE	PUNCH	YEAR								
		2006-1	2006-2	2006-3	2008-1	2008-2	2008-3	2010-1	2010-2	2010-3
Spouse	2	0	0	0	0	0	0	0	0	0
Partner, Fiance(e), Boyfriend, Girlfriend, etc.	3	0	0	0	0	0	0	0	0	0
Child, not specified	4	0	0	1	0	0	0	0	0	0
Grandchild, Great-Grandchild	5	0	3	0	0	0	0	0	0	0
Son-In-Law, Daughter-In-Law	6	0	0	0	0	0	0	0	0	0
Parent	7	0	0	0	0	0	0	0	0	0
Parent-In-Law	8	0	0	0	0	0	0	0	0	1
Grandparent, Great-Grandparent	9	0	0	0	0	0	0	0	0	1
Uncle or Aunt	10	0	0	0	0	0	0	0	0	0
Niece or Nephew	11	0	0	0	0	0	0	0	0	0
Cousin	12	0	0	0	0	0	0	0	0	0
Brother, Sister (Full, Half, or Step Sibling)	13	0	0	0	0	0	0	0	0	0
Sibling-In-Law	14	0	0	0	0	0	0	0	0	0
Other Relative (Great-Aunt, Grandniece, etc.)	15	0	0	0	0	0	0	0	0	0
Roommate, Housemate	16	0	0	0	0	0	0	0	2	0
Friend	17	0	0	0	0	0	0	0	0	0
Child of Non-Relative	18	0	0	0	0	0	0	0	0	0
Other Non-Relative (Employee, Boarder)	19	0	0	0	0	0	0	0	0	0
Natural/Biological Child	41	0	0	1	0	3	0	0	2	0
Adopted Child	42	0	0	0	0	0	0	0	0	0
Stepchild	43	0	0	0	0	0	0	0	0	0
Don't know	98	0	0	0	0	0	0	0	0	0
No answer	99	0	0	0	0	0	0	0	0	0
Not applicable	0	2000	1997	1998	2023	2020	2023	2044	2040	2042

REMARKS: Over the years, the variables of household composition have changed twice. The RELATE1-14 series has been asked over all the years of the survey. In 1993, extra categories were added and, because of this, the variable names were changed to RELHHD1-14. In 2000, two additional changes were made. First, the definition of head of household was changed from "head of household" to "the person or one of the persons who own or rents this home." Second, additional categories were added about children. Because of this, a new household composition series, RELHH1-14, was created. RELHH variables can be collapsed into the RELHHD format, and the RELHHD variables can be collapsed into the RELATE series.

884. What is (NAME)'s relationship to spouse?

A. Relationship of first person to spouse?

[VAR: RELSP1]

RESPONSE	PUNCH	YEAR								
		2006-1	2006-2	2006-3	2008-1	2008-2	2008-3	2010-1	2010-2	2010-3
Spouse	2	1006	799	662	1005	796	669	913	734	628
Partner, Fiance(e), Boyfriend, Girlfriend, etc.	3	114	110	92	145	137	121	178	151	140
Child, not specified	4	0	0	0	0	0	0	0	0	0
Grandchild, Great-Grandchild	5	0	0	0	0	0	0	0	0	0
Son-In-Law, Daughter-In-Law	6	0	0	0	0	0	0	0	0	0
Parent	7	0	0	0	0	0	0	0	0	0
Parent-In-Law	8	0	0	0	0	0	0	0	0	0
Grandparent, Great-Grandparent	9	0	0	0	0	0	0	0	0	0
Uncle or Aunt	10	0	0	0	0	0	0	0	0	0
Niece or Nephew	11	0	0	0	0	0	0	0	0	0
Cousin	12	0	0	0	0	0	0	0	0	0
Brother, Sister (Full, Half, or Step Sibling)	13	0	0	0	0	0	0	0	0	0
Sibling-In-Law	14	0	0	0	0	0	0	0	0	0
Other Relative (Great-Aunt, Grandniece, etc.)	15	0	0	0	0	0	0	0	0	0
Roommate, Housemate	16	0	0	0	0	0	0	0	0	0
Friend	17	0	0	0	0	0	0	0	0	0
Child of Non-Relative	18	0	0	0	0	0	0	0	0	0
Other Non-Relative (Employee, Boarder)	19	0	0	0	0	0	0	0	0	0
Natural/Biological Child	41	0	0	0	0	0	0	0	0	0
Adopted Child	42	0	0	0	0	0	0	0	0	0
Stepchild	43	0	0	0	0	0	0	0	0	0
Don't know	98	0	2	0	3	1	1	6	1	2
No answer	99	0	0	3	2	3	0	4	3	2
Not applicable	0	880	1089	1243	868	1086	1232	943	1155	1272

B. Relationship of second person to spouse?

[VAR: RELSP2]

RESPONSE	PUNCH	YEAR								
		2006-1	2006-2	2006-3	2008-1	2008-2	2008-3	2010-1	2010-2	2010-3
Spouse/Partner of Head of Household (SEE REMARKS)	1	1120	911	757	1152	937	791	1094	889	772
Spouse	2	0	0	0	0	0	0	0	0	0
Partner, Fiance(e), Boyfriend, Girlfriend, etc.	3	0	0	0	0	0	0	0	0	0
Child, not specified	4	0	0	0	0	0	0	0	0	0
Grandchild, Great-Grandchild	5	0	0	0	0	0	0	0	0	0
Son-In-Law, Daughter-In-Law	6	0	0	0	0	0	0	0	0	0
Parent	7	0	0	0	0	0	0	0	0	0
Parent-In-Law	8	0	0	0	0	0	0	0	0	0
Grandparent, Great-Grandparent	9	0	0	0	0	0	0	0	0	0
Uncle or Aunt	10	0	0	0	0	0	0	0	0	0
Niece or Nephew	11	0	0	0	0	0	0	0	0	0
Cousin	12	0	0	0	0	0	0	0	0	0
Brother, Sister (Full, Half, or Step Sibling)	13									
Sibling-In-Law	14	0	0	0	0	0	0	0	0	0
Other Relative (Great-Aunt, Grandniece, etc.)	15	0	0	0	0	0	0	0	0	0
Roommate, Housemate	16	0	0	0	0	0	0	0	0	0
Friend	17	0	0	0	0	0	0	0	0	0
Child of Non-Relative	18	0	0	0	0	0	0	0	0	0
Other Non-Relative (Employee, Boarder)	19	0	0	0	0	0	0	0	0	0
Natural/Biological Child	41	0	0	0	0	0	0	0	0	0
Adopted Child	42	0	0	0	0	0	0	0	0	0
Stepchild	43	0	0	0	0	0	0	0	0	0
Don't know	98	0	0	0	0	0	0	0	0	0
No answer	99	0	0	0	1	0	0	2	0	0
Not applicable	0	880	1089	1243	870	1086	1232	948	1155	1272

C. Relationship of third person to spouse?

[VAR: RELSP3]

<u>RESPONSE</u>	<u>PUNCH</u>	<u>YEAR</u>								
		<u>2006-1</u>	<u>2006-2</u>	<u>2006-3</u>	<u>2008-1</u>	<u>2008-2</u>	<u>2008-3</u>	<u>2010-1</u>	<u>2010-2</u>	<u>2010-3</u>
Spouse	2	0	0	0	0	0	0	0	0	0
Partner, Fiance(e), Boyfriend, Girlfriend, etc.	3	0	0	0	0	0	0	0	0	0
Child, not specified	4	176	144	183	265	230	141	270	157	141
Grandchild, Great-Grandchild	5	8	12	5	12	6	6	2	7	7
Son-In-Law, Daughter-In-Law	6	2	2	0	0	0	1	0	0	2
Parent	7	10	12	0	8	1	2	0	1	0
Parent-In-Law	8	7	8	4	5	1	2	2	4	2
Grandparent, Great-Grandparent	9	0	0	0	0	1	0	2	4	0
Uncle or Aunt	10	0	0	0	1	5	5	9	6	3
Niece or Nephew	11	1	2	3	4	2	4	4	3	3
Cousin	12	0	1	0	1	0	0	1	0	1
Brother, Sister (Full, Half, or Step Sibling)	13	3	6	4	8	2	4	11	1	5
Sibling-In-Law	14	3	6	5	2	7	3	5	5	7
Other Relative (Great-Aunt, Grandniece, etc.)	15	1	0	2	0	7	4	9	3	9
Roommate, Housemate	16	6	3	6	8	8	7	4	9	6
Friend	17	6	8	0	4	0	0	0	0	0
Child of Non-Relative	18	4	2	0	10	0	0	0	0	0
Other Non-Relative (Employee, Boarder)	19	8	8	0	4	0	0	0	0	0
Natural/Biological Child	41	336	278	174	261	196	212	182	241	178
Adopted Child	42	7	8	10	3	11	7	9	10	28
Stepchild	43	19	34	29	25	41	43	22	41	34
Don't know	98	0	1	0	1	1	1	2	0	0
No answer	99	0	2	1	1	0	0	2	1	1
Not applicable	0	1403	1463	1574	1400	1504	1581	1508	1551	1617

D. Relationship of fourth person to spouse?

[VAR: RELSP4]

<u>RESPONSE</u>	<u>PUNCH</u>	<u>YEAR</u>								
		<u>2006-1</u>	<u>2006-2</u>	<u>2006-3</u>	<u>2008-1</u>	<u>2008-2</u>	<u>2008-3</u>	<u>2010-1</u>	<u>2010-2</u>	<u>2010-3</u>
Spouse	2	0	0	0	0	0	0	0	0	0
Partner, Fiance(e), Boyfriend, Girlfriend, etc.	3	0	0	0	0	0	0	0	0	0
Child, not specified	4	121	105	127	180	147	95	167	108	84
Grandchild, Great-Grandchild	5	2	11	1	15	4	1	1	2	3
Son-In-Law, Daughter-In-Law	6	0	2	0	4	0	0	0	1	0
Parent	7	2	7	0	2	1	1	1	1	0
Parent-In-Law	8	2	3	4	0	2	2	4	2	6
Grandparent, Great-Grandparent	9	0	0	0	0	1	0	0	0	0
Uncle or Aunt	10	0	0	1	0	1	1	3	2	1
Niece or Nephew	11	1	2	2	1	0	0	2	2	1
Cousin	12	0	0	0	0	1	0	1	1	0
Brother, Sister (Full, Half, or Step Sibling)	13	1	3	2	0	0	3	5	2	5
Sibling-In-Law	14	2	2	2	4	4	3	2	7	8
Other Relative (Great-Aunt, Grandniece, etc.)	15	0	0	0	0	1	4	3	2	6
Roommate, Housemate	16	4	1	9	2	5	4	5	5	8
Friend	17	4	3	0	2	0	0	0	0	0
Child of Non-Relative	18	5	2	0	8	0	0	0	0	0
Other Non-Relative (Employee, Boarder)	19	5	5	0	3	0	0	0	0	0
Natural/Biological Child	41	220	187	124	155	140	148	113	153	127
Adopted Child	42	5	7	6	0	10	5	12	12	17
Stepchild	43	9	19	18	11	21	10	9	26	20
Don't know	98	0	0	0	1	0	0	0	0	0
No answer	99	0	1	1	1	0	0	2	1	1
Not applicable	0	1617	1640	1703	1634	1685	1746	1714	1717	1757

E. Relationship of fifth person to spouse?

[VAR: RELSP5]

<u>RESPONSE</u>	<u>PUNCH</u>	<u>YEAR</u>								
		<u>2006-1</u>	<u>2006-2</u>	<u>2006-3</u>	<u>2008-1</u>	<u>2008-2</u>	<u>2008-3</u>	<u>2010-1</u>	<u>2010-2</u>	<u>2010-3</u>
Spouse	2	0	0	0	0	0	0	0	0	0
Partner, Fiance(e), Boyfriend, Girlfriend, etc.	3	0	0	0	0	0	0	0	0	0
Child, not specified	4	56	40	50	76	74	37	64	38	43
Grandchild, Great-Grandchild	5	4	12	1	10	0	2	1	1	1
Son-In-Law, Daughter-In-Law	6	1	2	0	0	0	0	0	1	2
Parent	7	0	1	0	0	1	0	0	1	0
Parent-In-Law	8	1	0	1	0	4	2	3	3	3
Grandparent, Great-Grandparent	9	0	1	0	1	0	0	0	1	0
Uncle or Aunt	10	0	0	0	0	1	1	2	1	0
Niece or Nephew	11	0	2	0	1	1	0	2	2	1
Cousin	12	0	0	0	0	1	1	2	0	0
Brother, Sister (Full, Half, or Step Sibling)	13	0	2	2	1	2	2	1	4	1
Sibling-In-Law	14	0	0	1	1	3	2	1	1	3
Other Relative (Great-Aunt, Grandniece, etc.)	15	0	1	2	0	1	0	3	2	3
Roommate, Housemate	16	1	1	2	1	3	3	2	4	3
Friend	17	1	0	0	1	0	0	0	0	0
Child of Non-Relative	18	1	0	0	4	0	0	0	0	0
Other Non-Relative (Employee, Boarder)	19	2	3	0	0	0	0	0	0	0
Natural/Biological Child	41	86	81	67	64	64	78	55	69	57
Adopted Child	42	0	1	4	0	4	2	4	3	6
Stepchild	43	6	8	7	2	6	6	4	11	7
Don't know	98	0	0	0	1	0	0	0	0	0
No answer	99	0	0	1	0	0	0	2	1	0
Not applicable	0	1841	1845	1862	1860	1858	1887	1898	1901	1914

F. Relationship of sixth person to spouse?

[VAR: RELSP6]

<u>RESPONSE</u>	<u>PUNCH</u>	<u>YEAR</u>								
		<u>2006-1</u>	<u>2006-2</u>	<u>2006-3</u>	<u>2008-1</u>	<u>2008-2</u>	<u>2008-3</u>	<u>2010-1</u>	<u>2010-2</u>	<u>2010-3</u>
Spouse	2	0	0	0	0	0	0	0	0	0
Partner, Fiance(e), Boyfriend, Girlfriend, etc.	3	0	0	0	0	0	0	0	0	0
Child, not specified	4	20	16	16	28	23	11	24	6	13
Grandchild, Great-Grandchild	5	3	5	1	7	0	1	1	0	2
Son-In-Law, Daughter-In-Law	6	0	3	0	1	0	0	0	1	1
Parent	7	0	1	0	0	1	0	0	1	0
Parent-In-Law	8	2	0	1	1	3	1	8	4	1
Grandparent, Great-Grandparent	9	0	0	0	0	0	0	0	0	0
Uncle or Aunt	10	0	0	0	0	0	0	0	1	2
Niece or Nephew	11	0	3	0	0	1	0	0	1	1
Cousin	12	0	0	0	0	0	0	1	0	1
Brother, Sister (Full, Half, or Step Sibling)	13	0	0	1	2	1	1	1	2	0
Sibling-In-Law	14	0	0	1	3	2	0	0	0	1
Other Relative (Great-Aunt, Grandniece, etc.)	15	0	0	1	0	0	0	1	3	2
Roommate, Housemate	16	0	0	0	1	1	2	2	3	2
Friend	17	0	0	0	0	0	0	0	0	0
Child of Non-Relative	18	1	0	0	1	0	0	0	0	0
Other Non-Relative (Employee, Boarder)	19	0	0	0	0	0	0	0	0	0
Natural/Biological Child	41	25	30	26	16	26	24	33	33	17
Adopted Child	42	0	0	2	0	2	1	0	2	4
Stepchild	43	2	3	0	0	3	3	1	4	7
Don't know	98	0	0	0	0	0	0	0	0	0
No answer	99	0	0	1	0	0	0	2	0	0
Not applicable	0	1947	1939	1950	1963	1960	1979	1970	1983	1990

G. Relationship of seventh person to spouse?

[VAR: RELSP7]

<u>RESPONSE</u>	<u>PUNCH</u>	<u>YEAR</u>								
		<u>2006-1</u>	<u>2006-2</u>	<u>2006-3</u>	<u>2008-1</u>	<u>2008-2</u>	<u>2008-3</u>	<u>2010-1</u>	<u>2010-2</u>	<u>2010-3</u>
Spouse	2	0	0	0	0	0	0	0	0	0
Partner, Fiance(e), Boyfriend, Girlfriend, etc.	3	0	0	0	0	0	0	0	0	0
Child, not specified	4	6	4	6	6	10	5	10	5	5
Grandchild, Great-Grandchild	5	1	4	0	5	0	0	0	0	2
Son-In-Law, Daughter-In-Law	6	0	0	0	0	1	0	0	0	0
Parent	7	0	0	0	0	0	0	0	0	0
Parent-In-Law	8	0	0	0	0	2	0	4	4	1
Grandparent, Great-Grandparent	9	0	0	0	0	0	0	0	0	0
Uncle or Aunt	10	0	0	0	0	0	0	0	0	0
Niece or Nephew	11	0	1	1	0	2	0	0	0	0
Cousin	12	0	0	0	0	0	0	1	0	0
Brother, Sister (Full, Half, or Step Sibling)	13	0	1	0	0	0	1	0	1	0
Sibling-In-Law	14	0	0	1	0	1	0	0	3	0
Other Relative (Great-Aunt, Grandniece, etc.)	15	0	0	1	0	0	0	0	1	1
Roommate, Housemate	16	1	0	0	0	2	2	0	0	0
Friend	17	0	0	0	0	0	0	0	0	0
Child of Non-Relative	18	0	0	0	0	0	0	0	0	0
Other Non-Relative (Employee, Boarder)	19	0	0	0	0	0	0	0	0	0
Natural/Biological Child	41	10	15	14	7	7	6	15	10	8
Adopted Child	42	0	0	0	0	1	0	0	0	0
Stepchild	43	1	1	1	1	1	2	0	1	3
Don't know	98	0	0	0	0	0	0	0	0	0
No answer	99	0	0	1	0	0	0	2	0	0
Not applicable	0	1981	1974	1975	2004	1996	2007	2012	2019	2024

H. Relationship of eighth person to spouse?

[VAR: RELSP8]

<u>RESPONSE</u>	<u>PUNCH</u>	<u>YEAR</u>								
		<u>2006-1</u>	<u>2006-2</u>	<u>2006-3</u>	<u>2008-1</u>	<u>2008-2</u>	<u>2008-3</u>	<u>2010-1</u>	<u>2010-2</u>	<u>2010-3</u>
Spouse	2	0	0	0	0	0	0	0	0	0
Partner, Fiance(e), Boyfriend, Girlfriend, etc.	3	0	0	0	0	0	0	0	0	0
Child, not specified	4	3	1	2	0	5	2	4	1	1
Grandchild, Great-Grandchild	5	0	3	0	3	0	0	0	0	0
Son-In-Law, Daughter-In-Law	6	0	0	0	0	0	0	0	0	0
Parent	7	0	0	0	0	0	0	0	0	0
Parent-In-Law	8	0	0	1	0	0	0	0	1	1
Grandparent, Great-Grandparent	9	0	0	0	0	0	0	0	0	0
Uncle or Aunt	10	0	0	1	0	0	0	0	0	1
Niece or Nephew	11	0	0	0	1	0	0	0	0	0
Cousin	12	0	0	0	0	0	0	0	0	1
Brother, Sister (Full, Half, or Step Sibling)	13	0	0	0	0	0	0	0	1	0
Sibling-In-Law	14	0	0	0	0	0	0	0	0	0
Other Relative (Great-Aunt, Grandniece, etc.)	15	0	0	0	0	0	0	0	1	1
Roommate, Housemate	16	0	0	0	0	1	0	0	0	0
Friend	17	0	0	0	0	0	0	0	0	0
Child of Non-Relative	18	0	0	0	0	0	0	0	0	0
Other Non-Relative (Employee, Boarder)	19	0	0	0	0	0	0	0	0	0
Natural/Biological Child	41	2	4	8	3	3	1	6	6	4
Adopted Child	42	0	0	1	0	0	0	0	0	0
Stepchild	43	1	0	1	1	1	2	1	0	1
Don't know	98	0	0	0	0	0	0	0	0	0
No answer	99	0	0	1	0	0	0	2	0	0
Not applicable	0	1994	1992	1985	2015	2013	2018	2031	2034	2034

I. Relationship of ninth person to spouse?

[VAR: RELSP9]

<u>RESPONSE</u>	<u>PUNCH</u>	<u>YEAR</u>								
		<u>2006-1</u>	<u>2006-2</u>	<u>2006-3</u>	<u>2008-1</u>	<u>2008-2</u>	<u>2008-3</u>	<u>2010-1</u>	<u>2010-2</u>	<u>2010-3</u>
Spouse	2	0	0	0	0	0	0	0	0	0
Partner, Fiance(e), Boyfriend, Girlfriend, etc.	3	0	0	0	0	0	0	0	0	0
Child, not specified	4	1	1	1	0	4	2	2	0	1
Grandchild, Great-Grandchild	5	1	1	0	1	0	0	0	0	0
Son-In-Law, Daughter-In-Law	6	0	0	0	0	0	0	0	0	0
Parent	7	0	0	0	0	0	0	0	0	0
Parent-In-Law	8	0	0	1	0	0	0	1	0	1
Grandparent, Great-Grandparent	9	0	0	0	0	0	0	0	0	0
Uncle or Aunt	10	0	0	0	0	0	0	0	0	1
Niece or Nephew	11	0	0	0	0	0	0	0	0	0
Cousin	12	0	0	0	0	0	0	0	0	0
Brother, Sister (Full, Half, or Step Sibling)	13	0	0	0	0	0	0	0	0	0
Sibling-In-Law	14	0	0	0	0	0	1	0	0	0
Other Relative (Great-Aunt, Grandniece, etc.)	15	0	0	0	0	0	0	0	0	0
Roommate, Housemate	16	0	0	0	0	0	0	0	0	0
Friend	17	0	0	0	0	0	0	0	0	0
Child of Non-Relative	18	0	0	0	0	0	0	0	0	0
Other Non-Relative (Employee, Boarder)	19	0	0	0	0	0	0	0	0	0
Natural/Biological Child	41	1	3	3	0	1	0	1	1	1
Adopted Child	42	0	0	0	0	0	0	2	0	0
Stepchild	43	0	0	1	1	0	0	0	0	0
Don't know	98	0	0	0	0	0	0	0	0	0
No answer	99	0	0	1	0	0	0	2	0	0
Not applicable	0	1997	1995	1993	2021	2018	2020	2036	2043	2040

J. Relationship of tenth person to spouse?

[VAR: RELSP10]

<u>RESPONSE</u>	<u>PUNCH</u>	<u>YEAR</u>								
		<u>2006-1</u>	<u>2006-2</u>	<u>2006-3</u>	<u>2008-1</u>	<u>2008-2</u>	<u>2008-3</u>	<u>2010-1</u>	<u>2010-2</u>	<u>2010-3</u>
Spouse	2	0	0	0	0	0	0	0	0	0
Partner, Fiance(e), Boyfriend, Girlfriend, etc.	3	0	0	0	0	0	0	0	0	0
Child, not specified	4	1	0	0	0	2	1	0	0	1
Grandchild, Great-Grandchild	5	1	1	0	0	0	0	0	0	0
Son-In-Law, Daughter-In-Law	6	0	0	0	0	0	0	0	0	0
Parent	7	0	0	0	0	0	0	0	0	0
Parent-In-Law	8	0	0	1	0	0	0	0	0	0
Grandparent, Great-Grandparent	9	0	0	0	0	0	0	0	0	0
Uncle or Aunt	10	0	0	0	0	0	0	0	0	0
Niece or Nephew	11	0	0	1	0	0	0	0	0	0
Cousin	12	0	0	0	0	0	0	0	0	0
Brother, Sister (Full, Half, or Step Sibling)	13	0	0	0	0	0	0	0	0	0
Sibling-In-Law	14	0	0	0	0	0	0	0	0	0
Other Relative (Great-Aunt, Grandniece, etc.)	15	0	0	0	0	0	0	0	0	0
Roommate, Housemate	16	0	0	0	0	0	0	0	0	0
Friend	17	0	0	0	0	0	0	0	0	0
Child of Non-Relative	18	0	0	0	0	0	0	0	0	0
Other Non-Relative (Employee, Boarder)	19	0	0	0	0	0	0	0	0	0
Natural/Biological Child	41	0	1	2	0	0	0	3	1	0
Adopted Child	42	0	0	0	0	0	0	0	0	0
Stepchild	43	0	0	0	1	0	0	0	0	0
Don't know	98	0	0	0	0	0	0	0	0	0
No answer	99	0	0	1	0	0	0	2	0	0
Not applicable	0	1998	1998	1995	2022	2021	2022	2039	2043	2043

K. Relationship of eleventh person to spouse?

[VAR: RELSP11]

<u>RESPONSE</u>	<u>PUNCH</u>	<u>YEAR</u>								
		<u>2006-1</u>	<u>2006-2</u>	<u>2006-3</u>	<u>2008-1</u>	<u>2008-2</u>	<u>2008-3</u>	<u>2010-1</u>	<u>2010-2</u>	<u>2010-3</u>
Spouse	2	0	0	0	0	0	0	0	0	0
Partner, Fiance(e), Boyfriend, Girlfriend, etc.	3	0	0	0	0	0	0	0	0	0
Child, not specified	4	2	2	4	0	5	3	2	5	1
Grandchild, Great-Grandchild	5	0	2	5	1	3	1	0	0	2
Son-In-Law, Daughter-In-Law	6	0	0	0	0	0	1	0	0	1
Parent	7	1	1	0	3	1	0	0	0	0
Parent-In-Law	8	0	1	0	0	3	1	1	2	1
Grandparent, Great-Grandparent	9	0	0	0	0	0	0	0	0	1
Uncle or Aunt	10	0	1	3	0	3	1	0	1	3
Niece or Nephew	11	2	1	0	0	1	0	1	1	0
Cousin	12	1	1	0	0	1	0	0	0	0
Brother, Sister (Full, Half, or Step Sibling)	13	1	5	1	2	0	2	0	1	0
Sibling-In-Law	14	0	2	1	1	4	3	3	4	3
Other Relative (Great-Aunt, Grandniece, etc.)	15	1	1	0	0	0	1	1	1	2
Roommate, Housemate	16	0	0	3	2	3	2	1	2	6
Friend	17	2	4	0	0	0	0	0	0	0
Child of Non-Relative	18	0	0	0	0	0	0	0	0	0
Other Non-Relative (Employee, Boarder)	19	1	4	0	0	0	0	0	0	0
Natural/Biological Child	41	1	2	1	0	13	12	3	11	7
Adopted Child	42	0	0	0	0	0	1	0	0	2
Stepchild	43	0	2	2	1	7	6	2	3	1
Don't know	98	0	0	0	0	0	0	0	0	0
No answer	99	0	0	0	0	0	0	2	0	0
Not applicable	0	1988	1971	1980	2013	1979	1989	2028	2013	2014

L. Relationship of twelfth person to spouse?

[VAR: RELSP12]

<u>RESPONSE</u>	<u>PUNCH</u>	<u>YEAR</u>								
		<u>2006-1</u>	<u>2006-2</u>	<u>2006-3</u>	<u>2008-1</u>	<u>2008-2</u>	<u>2008-3</u>	<u>2010-1</u>	<u>2010-2</u>	<u>2010-3</u>
Spouse	2	0	0	0	0	0	0	0	0	0
Partner, Fiance(e), Boyfriend, Girlfriend, etc.	3	0	0	0	0	0	0	0	0	0
Child, not specified	4	0	1	1	0	1	1	1	0	0
Grandchild, Great-Grandchild	5	0	2	1	0	1	0	0	2	1
Son-In-Law, Daughter-In-Law	6	1	1	0	0	0	0	0	0	0
Parent	7	0	0	0	0	0	0	0	0	0
Parent-In-Law	8	0	0	0	0	0	1	0	1	0
Grandparent, Great-Grandparent	9	0	0	0	0	0	0	0	0	0
Uncle or Aunt	10	0	0	0	0	0	0	0	0	0
Niece or Nephew	11	1	0	1	1	0	0	0	0	1
Cousin	12	1	0	0	0	1	0	0	0	0
Brother, Sister (Full, Half, or Step Sibling)	13	0	1	0	0	0	0	1	0	0
Sibling-In-Law	14	0	0	0	0	0	1	0	0	0
Other Relative (Great-Aunt, Grandniece, etc.)	15	0	0	0	0	0	0	0	0	2
Roommate, Housemate	16	0	0	0	0	1	0	0	0	2
Friend	17	0	1	0	0	0	0	0	0	0
Child of Non-Relative	18	0	0	0	1	0	0	0	0	0
Other Non-Relative (Employee, Boarder)	19	0	0	0	0	0	0	0	0	0
Natural/Biological Child	41	0	0	0	0	9	2	0	2	3
Adopted Child	42	0	0	1	0	1	0	0	1	1
Stepchild	43	1	0	0	0	3	2	2	1	0
Don't know	98	0	0	0	0	0	0	0	0	0
No answer	99	0	0	0	0	0	0	2	0	0
Not applicable	0	1996	1994	1996	2021	2006	2016	2038	2037	2034

M. Relationship of thirteenth person to spouse?

[VAR: RELSP13]

<u>RESPONSE</u>	<u>PUNCH</u>	<u>YEAR</u>								
		<u>2006-1</u>	<u>2006-2</u>	<u>2006-3</u>	<u>2008-1</u>	<u>2008-2</u>	<u>2008-3</u>	<u>2010-1</u>	<u>2010-2</u>	<u>2010-3</u>
Spouse	2	0	0	0	0	0	0	0	0	0
Partner, Fiance(e), Boyfriend, Girlfriend, etc.	3	0	0	0	0	0	0	0	0	0
Child, not specified	4	0	0	1	0	0	0	0	0	0
Grandchild, Great-Grandchild	5	0	1	0	0	0	0	0	0	0
Son-In-Law, Daughter-In-Law	6	0	0	0	0	0	0	0	0	0
Parent	7	0	0	0	0	1	0	0	0	0
Parent-In-Law	8	0	0	0	0	0	0	0	0	0
Grandparent, Great-Grandparent	9	0	0	0	0	0	0	0	0	1
Uncle or Aunt	10	0	0	0	0	0	0	0	0	1
Niece or Nephew	11	0	0	0	0	0	0	0	0	0
Cousin	12	0	0	0	0	1	0	0	0	0
Brother, Sister (Full, Half, or Step Sibling)	13	0	0	0	0	0	0	0	0	0
Sibling-In-Law	14	0	0	0	0	0	1	0	0	0
Other Relative (Great-Aunt, Grandniece, etc.)	15	0	0	0	0	0	0	0	0	0
Roommate, Housemate	16	0	0	0	0	0	0	0	0	1
Friend	17	0	0	0	0	0	0	0	0	0
Child of Non-Relative	18	1	0	0	0	0	0	0	0	0
Other Non-Relative (Employee, Boarder)	19	0	0	0	0	0	0	0	0	0
Natural/Biological Child	41	0	0	1	0	4	0	0	2	2
Adopted Child	42	0	0	0	0	1	0	0	0	0
Stepchild	43	0	0	0	0	0	0	0	0	0
Don't know	98	0	0	0	0	0	0	0	0	0
No answer	99	0	0	0	0	0	0	0	0	0
Not applicable	0	1999	1999	1998	2023	2016	2022	2044	2042	2039

N. Relationship of fourteenth person to spouse?

[VAR: RELSP14]

<u>RESPONSE</u>	<u>PUNCH</u>	<u>YEAR</u>								
		<u>2006-1</u>	<u>2006-2</u>	<u>2006-3</u>	<u>2008-1</u>	<u>2008-2</u>	<u>2008-3</u>	<u>2010-1</u>	<u>2010-2</u>	<u>2010-3</u>
Spouse	2	0	0	0	0	0	0	0	0	0
Partner, Fiance(e), Boyfriend, Girlfriend, etc.	3	0	0	0	0	0	0	0	0	0
Child, not specified	4	0	0	1	0	0	0	0	0	0
Grandchild, Great-Grandchild	5	0	1	0	0	0	0	0	0	0
Son-In-Law, Daughter-In-Law	6	0	0	0	0	0	0	0	0	0
Parent	7	0	0	0	0	0	0	0	0	0
Parent-In-Law	8	0	0	0	0	0	0	0	0	1
Grandparent, Great-Grandparent	9	0	0	0	0	0	0	0	0	1
Uncle or Aunt	10	0	0	0	0	0	0	0	0	0
Niece or Nephew	11	0	0	0	0	0	0	0	0	0
Cousin	12	0	0	0	0	0	0	0	0	0
Brother, Sister (Full, Half, or Step Sibling)	13	0	0	0	0	0	0	0	0	0
Sibling-In-Law	14	0	0	0	0	0	0	0	0	0
Other Relative (Great-Aunt, Grandniece, etc.)	15	0	0	0	0	0	0	0	0	0
Roommate, Housemate	16	0	0	0	0	0	0	0	0	0
Friend	17	0	0	0	0	0	0	0	0	0
Child of Non-Relative	18	0	0	0	0	0	0	0	0	0
Other Non-Relative (Employee, Boarder)	19	0	0	0	0	0	0	0	0	0
Natural/Biological Child	41	0	0	1	0	3	0	0	2	0
Adopted Child	42	0	0	0	0	0	0	0	0	0
Stepchild	43	0	0	0	0	0	0	0	0	0
Don't know	98	0	0	0	0	0	0	0	0	0
No answer	99	0	0	0	0	0	0	0	0	0
Not applicable	0	2000	1999	1998	2023	2020	2023	2044	2042	2042

REMARKS: The RELSP1-14 series asks the respondent to link the spouse or partner of the head of the household to other persons living in the household. Because spouse/partner of head of the household is always collected second, in RELSP2 the subject and object are one and the same person.

**DATE OF INTERVIEW
(DATEINTV)**

885. Date of interview.

[VAR: DATEINTV]

<u>RESPONSE</u>	<u>PUNCH</u>	<u>YEAR</u>								
		<u>2006-1</u>	<u>2006-2</u>	<u>2006-3</u>	<u>2008-1</u>	<u>2008-2</u>	<u>2008-3</u>	<u>2010-1</u>	<u>2010-2</u>	<u>2010-3</u>
January	0101-0199	0	0	0	0	0	0	0	0	0
February	0201-0299	0	0	0	0	0	0	0	0	0
March	0301-0399	496	0	318	0	363	158	381	139	2
April	0401-0499	663	210	498	307	586	506	678	554	470
May	0501-0599	342	643	199	682	235	329	528	361	313
June	0601-0699	267	298	155	620	240	191	191	232	187
July	0701-0799	204	225	105	189	142	108	208	181	219
August	0801-0899	28	150	1	192	15	3	57	84	109
September	0901-0999	0	10	0	33	0	0	0	0	4
October	1001-1099	0	0	0	0	0	0	0	0	0
November	1101-1199	0	0	0	0	0	0	0	0	0
December	1201-1299	0	0	0	0	0	0	0	0	0
No answer	9999	0	0	0	0	0	0	1	0	0
Not applicable	0	0	464	724	0	442	728	0	493	740

REMARKS: This variable consists of the month and date on which the interview was conducted.
Collapsed information by month is listed above for convenience of display only.

**COHORT AND BIRTH
(COHORT-ZODIAC)**

886. Birth cohort of respondent.

[VAR: COHORT]

<u>RESPONSE</u>	<u>PUNCH</u>	<u>YEAR</u>								
		<u>2006-1</u>	<u>2006-2</u>	<u>2006-3</u>	<u>2008-1</u>	<u>2008-2</u>	<u>2008-3</u>	<u>2010-1</u>	<u>2010-2</u>	<u>2010-3</u>
1910-1919	1910-1919	23	16	7	21	13	5	0	0	0
1920-1929	1920-1929	103	73	50	83	58	37	93	53	30
1930-1939	1930-1939	180	146	120	174	129	107	138	96	74
1940-1949	1940-1949	271	221	192	271	221	187	282	228	187
1950-1959	1950-1959	390	292	255	392	310	263	379	303	266
1960-1969	1960-1969	393	296	248	373	291	233	375	293	265
1970-1979	1970-1979	389	284	227	371	286	238	359	264	228
1980-1989	1980-1989	243	186	156	322	249	198	357	257	213
1990-1999	1990-1999	0	0	0	6	4	3	58	36	26
No Answer	9999	8	22	21	10	20	24	3	21	15
Not applicable	0	0	464	724	0	442	728	0	493	740

887. ASTROLOGICAL SIGN OF RESPONDENT

[VAR: ZODIAC]

<u>RESPONSE</u>	<u>PUNCH</u>	<u>YEAR</u>								
		<u>2006-1</u>	<u>2006-2</u>	<u>2006-3</u>	<u>2008-1</u>	<u>2008-2</u>	<u>2008-3</u>	<u>2010-1</u>	<u>2010-2</u>	<u>2010-3</u>
Aries	1	158	115	94	164	131	109	165	127	104
Taurus	2	128	109	96	152	124	103	165	127	108
Gemini	3	171	134	114	159	131	108	159	114	98
Cancer	4	173	140	113	167	137	114	170	134	105
Leo	5	181	132	112	157	134	97	155	121	99
Virgo	6	168	139	110	201	154	122	191	147	119
Libra	7	170	128	117	175	140	128	183	135	119
Scorpio	8	149	117	92	147	98	80	152	123	105
Sagittarius	9	139	105	89	147	119	103	147	108	92
Capricorn	10	170	128	105	151	121	95	175	132	119
Aquarius	11	165	144	113	163	127	106	165	125	101
Pisces	12	155	119	98	177	141	111	168	138	112
Don't know	98	0	0	0	0	0	0	0	0	2
No answer	99	73	26	23	63	24	19	49	20	21
Not applicable	0	0	464	724	0	442	728	0	493	740

**INTERVIEWER CHARACTERISTICS
(INTHISP-INTRACE3)**

888. Interviewer, are you Spanish, Hispanic, or Latino/Latina? Which group are you from: Mexican, Mexican American, Chicano/Chicana, Puerto Rican, Cuban, Other. Please specify other.

[VAR: INTHISP]

<u>RESPONSE</u>	<u>PUNCH</u>	<u>YEAR</u>								
		<u>2006-1</u>	<u>2006-2</u>	<u>2006-3</u>	<u>2008-1</u>	<u>2008-2</u>	<u>2008-3</u>	<u>2010-1</u>	<u>2010-2</u>	<u>2010-3</u>
Not Hispanic	1	1805	1404	1404	1843	1398	1175	1823	1415	1179
Mexican, Mexican American, Chicano/a	2	108	68	68	110	78	60	83	60	75
Puerto Rican	3	7	1	1	1	10	9	3	10	5
Cuban	4	1	0	0	2	6	5	13	6	14
Salvadorian	5	1	1	1	1	2	0	7	0	1
Guatemalan	6	1	0	0	1	0	0	0	0	0
Nicaraguan	8	0	7	7	5	14	0	16	1	0
Costa Rican	9	0	4	4	6	4	0	8	0	0
Central American	10	1	0	0	1	0	0	0	0	0
Honduran	11	0	0	0	0	2	1	3	0	0
Dominican	15	7	0	0	0	5	0	4	0	0
Peruvian	20	0	4	4	9	0	0	0	0	0
Equadorian	21	12	0	0	0	1	0	0	0	0
Columbian	22	3	25	25	18	0	0	0	0	0
Venezuelan	23	0	1	1	0	9	6	20	3	0
Argentinian	24	18	0	0	0	5	1	4	0	0
Spanish	30	25	13	13	22	13	13	25	25	0
South American	41	3	8	8	4	0	0	0	0	1
Latino	46	1	0	0	0	0	0	0	0	0
Hispanic	47	0	0	0	0	0	0	1	0	0
Other, not specified	50	0	0	0	0	0	6	0	5	24
No answer	99	7	0	0	0	34	19	34	26	5
Not applicable	0	0	464	464	0	442	728	0	493	740

REMARKS: See Appendix D: Recodes.

[VAR: INTRACE2] (Continued)

<u>RESPONSE</u>	<u>PUNCH</u>	<u>YEAR</u>								
		<u>2006-1</u>	<u>2006-2</u>	<u>2006-3</u>	<u>2008-1</u>	<u>2008-2</u>	<u>2008-3</u>	<u>2010-1</u>	<u>2010-2</u>	<u>2010-3</u>
Korean	8	0	0	0	0	0	0	0	0	0
Vietnamese	9	0	0	0	0	0	0	0	0	0
Other Asian	10	0	0	0	0	0	0	0	0	0
Native Hawaiian	11	0	2	8	1	6	0	6	0	0
Gumanian or Chamorro	12	0	0	0	0	0	0	0	0	0
Samoan	13	0	0	0	0	0	0	0	0	0
Other Pacific Islander	14	0	1	1	0	0	0	0	0	0
Some other race	15	0	0	1	0	1	5	6	5	2
Hispanic	16	14	0	5	0	2	0	0	0	22
Don't know	98	0	0	0	0	0	0	1	0	0
No answer	99	7	1474	1	0	4	0	0	0	0
Not applicable	0	1904	464	1898	1943	1923	1949	1891	1952	2006

REMARKS: See Appendix D: Recodes.

C. Third mention.

[VAR: INTRACE3]

<u>RESPONSE</u>	<u>PUNCH</u>	<u>YEAR</u>								
		<u>2006-1</u>	<u>2006-2</u>	<u>2006-3</u>	<u>2008-1</u>	<u>2008-2</u>	<u>2008-3</u>	<u>2010-1</u>	<u>2010-2</u>	<u>2010-3</u>
White	1	0	0	0	0	0	0	0	0	1
Black or African-American	2	1	0	0	0	0	1	0	0	0
American Indian or Alaska Native	3	0	0	0	0	0	0	0	0	0
Asian Indian	4	0	0	0	0	0	0	0	0	0
Chinese	5	0	0	1	0	0	0	0	0	0
Filipino	6	0	0	0	0	0	0	0	0	0
Japanese	7	0	0	0	0	0	0	0	0	0
Korean	8	0	0	0	0	0	0	0	0	0
Vietnamese	9	0	0	0	0	0	0	0	0	0
Other Asian	10	0	0	0	0	0	0	0	0	0
Native Hawaiian	11	0	0	0	0	0	0	0	0	0
Gumanian or Chamorro	12	0	0	0	0	0	0	0	0	0
Samoan	13	0	0	0	0	0	0	0	0	0
Other Pacific Islander	14	0	0	0	0	0	0	0	0	0
Some other race	15	0	0	0	0	0	0	1	1	0
Hispanic	16	2	0	0	0	0	0	0	0	0
Don't know	98	0	0	0	0	0	0	0	0	0
No answer	99	7	1536	1	0	4	0	0	0	0
Not applicable	0	1990	464	1998	2023	2019	2022	2043	2043	2043

**PARADATA
(WHOELSE1-CONSENT)**

890. What other persons were present during the interview? Circle all that apply.

A. Children under 6

[VAR: WHOELSE1]

<u>RESPONSE</u>	<u>PUNCH</u>	<u>YEAR</u>								
		<u>2006-1</u>	<u>2006-2</u>	<u>2006-3</u>	<u>2008-1</u>	<u>2008-2</u>	<u>2008-3</u>	<u>2010-1</u>	<u>2010-2</u>	<u>2010-3</u>
Yes	1	181	152	133	224	153	121	231	142	103
No	2	1808	1381	1142	1796	1424	1171	1805	1408	1201
Don't Know	8	7	0	0	0	0	0	0	0	0
No Answer	9	4	3	1	3	4	3	8	1	0
Not applicable	0	0	464	724	0	442	728	0	493	740

B. Older Children

[VAR: WHOELSE2]

<u>RESPONSE</u>	<u>PUNCH</u>	<u>YEAR</u>								
		<u>2006-1</u>	<u>2006-2</u>	<u>2006-3</u>	<u>2008-1</u>	<u>2008-2</u>	<u>2008-3</u>	<u>2010-1</u>	<u>2010-2</u>	<u>2010-3</u>
Yes	1	124	118	105	144	129	100	154	108	103
No	2	1865	1415	1170	1876	1448	1192	1882	1442	1201
Don't Know	8	7	0	0	0	0	0	0	0	0
No Answer	9	4	3	1	3	4	3	8	1	0
Not applicable	0	0	464	724	0	442	728	0	493	740

C. Spouse Partner

[VAR: WHOELSE3]

<u>RESPONSE</u>	<u>PUNCH</u>	<u>YEAR</u>								
		<u>2006-1</u>	<u>2006-2</u>	<u>2006-3</u>	<u>2008-1</u>	<u>2008-2</u>	<u>2008-3</u>	<u>2010-1</u>	<u>2010-2</u>	<u>2010-3</u>
Yes	1	235	172	193	286	231	164	326	192	133
No	2	1754	1361	1082	1734	1346	1128	1710	1358	1171
Don't Know	8	7	0	0	0	0	0	0	0	0
No Answer	9	4	3	1	3	4	3	8	1	0
Not applicable	0	0	464	724	0	442	728	0	493	740

D. Other Relatives

[VAR: WHOELSE4]

<u>RESPONSE</u>	<u>PUNCH</u>	<u>YEAR</u>								
		<u>2006-1</u>	<u>2006-2</u>	<u>2006-3</u>	<u>2008-1</u>	<u>2008-2</u>	<u>2008-3</u>	<u>2010-1</u>	<u>2010-2</u>	<u>2010-3</u>
Yes	1	80	66	62	92	71	58	98	70	50
No	2	1909	1467	1213	1928	1506	1234	1938	1480	1254
Don't Know	8	7	0	0	0	0	0	0	0	0
No Answer	9	4	3	1	3	4	3	8	1	0
Not applicable	0	0	464	724	0	442	728	0	493	740

E. Other Adults

[VAR: WHOELSE5]

<u>RESPONSE</u>	<u>PUNCH</u>	<u>YEAR</u>								
		<u>2006-1</u>	<u>2006-2</u>	<u>2006-3</u>	<u>2008-1</u>	<u>2008-2</u>	<u>2008-3</u>	<u>2010-1</u>	<u>2010-2</u>	<u>2010-3</u>
Yes	1	103	78	84	102	85	63	181	86	93
No	2	1886	1455	1191	1918	1492	1229	1855	1464	1211
Don't Know	8	7	0	0	0	0	0	0	0	0
No Answer	9	4	3	1	3	4	3	8	1	0
Not applicable	0	0	464	724	0	442	728	0	493	740

F. No One

[VAR: WHOELSE6]

<u>RESPONSE</u>	<u>PUNCH</u>	<u>YEAR</u>								
		<u>2006-1</u>	<u>2006-2</u>	<u>2006-3</u>	<u>2008-1</u>	<u>2008-2</u>	<u>2008-3</u>	<u>2010-1</u>	<u>2010-2</u>	<u>2010-3</u>
Yes	1	1387	1085	769	1339	951	851	1229	987	872
No	2	602	448	506	681	626	441	807	563	432
Don't Know	8	7	0	0	0	0	0	0	0	0
No Answer	9	4	3	1	3	4	3	8	1	0
Not applicable	0	0	464	724	0	442	728	0	493	740

891. Was a respondent incentive or fee used as part of getting this case?

[VAR: FEEUSED]

<u>RESPONSE</u>	<u>PUNCH</u>	<u>YEAR</u>								
		<u>2006-1</u>	<u>2006-2</u>	<u>2006-3</u>	<u>2008-1</u>	<u>2008-2</u>	<u>2008-3</u>	<u>2010-1</u>	<u>2010-2</u>	<u>2010-3</u>
Yes, Money	1	965	1031	907	1199	1130	898	1336	1102	897
Yes, Other (Flowers, food, etc.)	2	44	9	4	17	7	11	20	10	9
No	3	987	491	361	804	435	374	672	430	396
Don't Know	8	0	2	2	0	2	9	4	7	1
No Answer	9	4	3	2	3	7	3	12	2	1
Not applicable	0	0	464	724	0	442	728	0	493	740

REMARKS: See FEELEVEL for amount of monetary fee paid.

892. Amount of Fees Paid

[VAR: FEELEVEL]

<u>RESPONSE</u>	<u>PUNCH</u>	<u>YEAR</u>								
		<u>2006-1</u>	<u>2006-2</u>	<u>2006-3</u>	<u>2008-1</u>	<u>2008-2</u>	<u>2008-3</u>	<u>2010-1</u>	<u>2010-2</u>	<u>2010-3</u>
\$10-\$19	10-19	33	2	2	16	5	1	3	2	2
\$20-\$29	20-29	516	332	202	405	239	216	551	309	344
\$30-\$39	30-39	14	21	20	36	37	22	28	13	11
\$40-\$49	40-49	35	74	59	59	69	45	120	75	19
\$50-\$59	50-59	118	387	375	440	495	434	339	384	295
\$60-\$69	60-69	4	5	6	1	6	7	5	7	1
\$70-\$74	70-74	0	45	14	11	8	2	3	4	0
\$75+	75	245	165	229	231	271	171	287	308	225
Don't Know	998	0	0	0	0	0	0	0	0	0
No Answer	999	0	0	0	0	0	0	0	0	0
Not applicable	0	1035	969	1093	824	893	1125	708	942	1147

REMARKS: Values are collapsed above for convenience of display

893. How long was interview?

[VAR: LNGTHINV]

<u>RESPONSE</u>	<u>PUNCH</u>	<u>YEAR</u>								
		<u>2006-1</u>	<u>2006-2</u>	<u>2006-3</u>	<u>2008-1</u>	<u>2008-2</u>	<u>2008-3</u>	<u>2010-1</u>	<u>2010-2</u>	<u>2010-3</u>
Less than 1 hr	30-59.9	114	142	39	163	21	70	56	35	55
1 - 1.9 hr	60-119.9	1297	868	997	1070	953	967	1382	1132	1065
2 - 2.9 hrs	120-179.9	500	380	210	534	504	224	544	336	151
3 or more hours	180-200	85	143	30	254	103	34	62	48	33
Don't Know	998	0	0	0	0	0	0	0	0	0
No Answer	999	4	3	0	2	0	0	0	0	0
Not applicable	0	0	464	724	0	442	728	0	493	740

REMARKS: Time is coded in minutes and is collapsed above for convenience of display

894. Interview done in-person or over the phone

[VAR: MODE]

<u>RESPONSE</u>	<u>PUNCH</u>	<u>YEAR</u>								
		<u>2006-1</u>	<u>2006-2</u>	<u>2006-3</u>	<u>2008-1</u>	<u>2008-2</u>	<u>2008-3</u>	<u>2010-1</u>	<u>2010-2</u>	<u>2010-3</u>
In-person	1	1867	1251	974	1778	1238	1096	1824	1239	1051
By phone	2	133	285	301	245	339	195	211	311	253
Don't know	8	0	0	0	0	0	1	1	1	0
No answer	9	0	0	1	0	4	3	8	0	0
Not applicable	0	0	464	724	0	442	728	0	493	740

895. A. Age of interviewer

[VAR: INTAGE]

<u>RESPONSE</u>	<u>PUNCH</u>	<u>YEAR</u>								
		<u>2006-1</u>	<u>2006-2</u>	<u>2006-3</u>	<u>2008-1</u>	<u>2008-2</u>	<u>2008-3</u>	<u>2010-1</u>	<u>2010-2</u>	<u>2010-3</u>
20-29	20-29	17	62	64	76	75	19	112	9	11
30-39	30-39	132	118	100	201	110	118	156	124	41
40-49	40-49	379	297	288	389	273	211	429	242	203
50-59	50-59	801	613	473	783	643	509	761	585	569
60-69	60-69	601	382	269	495	394	376	420	477	373
70-79	70-79	70	55	55	67	71	54	139	103	90
80 or over	80+	0	9	27	12	15	8	27	11	17
No Answer	99	0	0	0	0	0	0	0	0	0
Not applicable	0	0	464	724	0	442	728	0	493	740

REMARKS: Age is coded in years and is collapsed above for convenience of display.

B. Race/ethnicity of interviewer

[VAR: INTETHN]

<u>RESPONSE</u>	<u>PUNCH</u>	<u>YEAR</u>								
		<u>2006-1</u>	<u>2006-2</u>	<u>2006-3</u>	<u>2008-1</u>	<u>2008-2</u>	<u>2008-3</u>	<u>2010-1</u>	<u>2010-2</u>	<u>2010-3</u>
White	1	1433	1141	840	1522	1091	976	1380	1193	1017
Black	2	245	190	189	249	218	175	297	191	133
Hispanic	3	139	156	74	193	112	37	147	44	104
Asian	4	58	9	9	7	9	0	23	0	6
Two of more races	5	0	34	111	48	97	102	114	115	44
No Answer	9	125	6	53	4	54	5	83	8	0
Not applicable	0	0	464	724	0	442	728	0	493	740

C. Sex of interviewer

[VAR: INTSEX]

<u>RESPONSE</u>	<u>PUNCH</u>	<u>YEAR</u>								
		<u>2006-1</u>	<u>2006-2</u>	<u>2006-3</u>	<u>2008-1</u>	<u>2008-2</u>	<u>2008-3</u>	<u>2010-1</u>	<u>2010-2</u>	<u>2010-3</u>
Male	1	382	232	204	305	304	264	398	302	242
Female	2	1493	1298	1045	1714	1262	1030	1619	1249	1062
No Answer	9	125	6	27	4	15	1	27	0	0
Not applicable	0	0	464	724	0	442	728	0	493	740

**SAMPLING AND WEIGHTS
(BALLOT-VPSU)**

897. Ballot Administered.

[VAR: BALLOT]

<u>RESPONSE</u>	<u>PUNCH</u>	<u>YEAR</u>								
		<u>2006-1</u>	<u>2006-2</u>	<u>2006-3</u>	<u>2008-1</u>	<u>2008-2</u>	<u>2008-3</u>	<u>2010-1</u>	<u>2010-2</u>	<u>2010-3</u>
Ballot A	1	671	511	435	658	521	425	667	501	413
Ballot B	2	640	492	405	671	505	424	763	579	489
Ballot C	3	689	533	436	694	555	446	614	471	402
Ballot D	4	0	0	0	0	0	0	0	0	0
Not applicable	0	0	464	724	0	442	728	0	493	740

REMARKS: See Appendix Q.

898. Version Administered.

[VAR: VERSION]

<u>RESPONSE</u>	<u>PUNCH</u>	<u>YEAR</u>								
		<u>2006-1</u>	<u>2006-2</u>	<u>2006-3</u>	<u>2008-1</u>	<u>2008-2</u>	<u>2008-3</u>	<u>2010-1</u>	<u>2010-2</u>	<u>2010-3</u>
Version 1	1	340	511	435	658	658	658	667	501	413
Version 2	2	311	492	405	671	671	671	763	579	489
Version 3	3	342	533	436	694	694	694	614	471	402
Version 4	4	331	0	0	0	0	0	0	0	0
Version 5	5	329	0	0	0	0	0	0	0	0
Version 6	6	347	0	0	0	0	0	0	0	0
Version 7	7	0	0	0	0	0	0	0	0	0
Version 8	8	0	0	0	0	0	0	0	0	0
Version 9	9	0	0	0	0	0	0	0	0	0
Not applicable	0	0	464	724	2023	2023	2023	0	493	740

899. Status on International Social Survey Program Self-Completion Supplement.

[VAR: ISSP]

<u>RESPONSE</u>	<u>PUNCH</u>	<u>YEAR</u>								
		<u>2006-1</u>	<u>2006-2</u>	<u>2006-3</u>	<u>2008-1</u>	<u>2008-2</u>	<u>2008-3</u>	<u>2010-1</u>	<u>2010-2</u>	<u>2010-3</u>
R did ISSP	1	0	1536	1276	1365	1581	1295	1430	0	0
R did not do ISSP	2	0	0	0	0	0	0	614	0	0
Not applicable	0	2000	464	724	658	442	728	0	2044	2044

REMARKS: In 2006 the ISSP was not a self-completion supplement. The "did not do ISSP" category in 2006 has no cases in it. Starting in 2012, all respondents completed at least one ISSP module, making this variable unnecessary.

900. Weight for form variables.

[VAR: FORMWT]

REMARKS: This weight in FORMWT should be used whenever any of the forms comparisons are being analyzed. See Appendix A for an explanation of the weight.

901. SAMPLING ERROR CODE.

[VAR: SAMPCODE]

REMARKS: The "Sampling Error Code" in SAMPCODE is provided for the convenience of persons who wish to study within-cluster and between-cluster variations in the GSS. Values of the code range from 101 to 218 and 301 to 384. Values 101 to 201 represent one of the primary sampling units (PSUs) in the 1970 NORC National Sampling Frame. Values 202 and 218 represent the 17 PSUs in the 1980 black sample frame. Values 301 and 384 represent the 1980 NORC National Sample Frame. Values 1-100 represent the 1990 NORC National Sample Frame. Values of 501-579 represent the 2000 NORC National Sample Frame. Codes are assigned so that one can obtain properly stratified subsamples of the PSUs by taking every second (or every nth) value of SAMPCODE.

902. The GSS has employed various sampling procedures and frames. Appendix A gives full detail.

[VAR: SAMPLE]

<u>RESPONSE</u>	<u>PUNCH</u>	<u>YEAR</u>								
		<u>2006-1</u>	<u>2006-2</u>	<u>2006-3</u>	<u>2008-1</u>	<u>2008-2</u>	<u>2008-3</u>	<u>2010-1</u>	<u>2010-2</u>	<u>2010-3</u>
1960 Sample Frame, block quota	1	0	0	0	0	0	0	0	0	0
1970 Sample Frame, block quota	2	0	0	0	0	0	0	0	0	0
1970 Sample Frame, full probability	3	0	0	0	0	0	0	0	0	0
1970 Sample Frame, full probability black oversample	4	0	0	0	0	0	0	0	0	0
1980 Black Sample Frame full probability black oversample	5	0	0	0	0	0	0	0	0	0
1980 Sample Frame, full probability	6	0	0	0	0	0	0	0	0	0
1980 Sample Frame, full probability black oversample	7	0	0	0	0	0	0	0	0	0
1990 Sample Frame, full probability	8	0	0	0	0	0	0	0	0	0
2000 Sample Frame, full probability	9	2000	2000	2000	2023	2023	2023	2044	2044	2044
2010 Sample Frame, full probability	10	0	0	0	0	0	0	0	0	0

903. Subsampling: two-phase design.

[VAR: PHASE]

<u>RESPONSE</u>	<u>PUNCH</u>	<u>YEAR</u>								
		<u>2006-1</u>	<u>2006-2</u>	<u>2006-3</u>	<u>2008-1</u>	<u>2008-2</u>	<u>2008-3</u>	<u>2010-1</u>	<u>2010-2</u>	<u>2010-3</u>
Phase one	1	1598	0	0	1612	0	0	1658	1551	1304
Phase two, 2004	2	402	0	0	411	0	0	386	0	0
Not applicable	0	0	2000	2000	0	2023	2023	0	493	740

904. If this interview had only been available in English, would you...

[VAR: SPANSELF]

<u>RESPONSE</u>	<u>PUNCH</u>	<u>YEAR</u>								
		<u>2006-1</u>	<u>2006-2</u>	<u>2006-3</u>	<u>2008-1</u>	<u>2008-2</u>	<u>2008-3</u>	<u>2010-1</u>	<u>2010-2</u>	<u>2010-3</u>
Have been able to do the interview easily in English	1	13	7	7	7	5	5	6	4	1
Have been able to do the interview with difficulty	2	29	17	10	18	14	11	17	9	7
Not been able to do the interview	3	80	42	25	54	33	22	50	32	17
Don't Know	8	0	0	0	0	0	0	0	0	0
Refused	9	0	0	0	1	0	0	0	0	0
Not applicable	0	1878	1934	1958	1943	1971	1985	1971	1999	2019

905. INTERVIEWER ONLY: Before 2006 the GSS was only administered in English. Those without enough English to do the interview were excluded as out-of-scope, language problems. In 2006 a Spanish version of the GSS was added. If there had been no Spanish version available in 2006, could this respondent have been interviewed in English or do you think (s/he) would have been excluded as a language problem?

[VAR: SPANINT]

<u>RESPONSE</u>	<u>PUNCH</u>	<u>YEAR</u>								
		<u>2006-1</u>	<u>2006-2</u>	<u>2006-3</u>	<u>2008-1</u>	<u>2008-2</u>	<u>2008-3</u>	<u>2010-1</u>	<u>2010-2</u>	<u>2010-3</u>
Could have been interviewed in English	1	19	10	0	6	0	4	0	5	2
Would have been excluded as a language problem	2	103	56	0	73	0	30	0	40	21
Don't Know	8	0	0	0	1	0	1	0	1	0
Refused	9	0	0	0	0	0	3	0	1	1
Not applicable	0	1878	1934	2000	1943	2023	1985	2044	1997	2020

906. INTERVIEWER ONLY: DO YOU USE THE ENGLISH OR SPANISH VERSION OF THE QUESTIONNAIRE?
Interviews Conducted in Spanish or English

[VAR: SPANENG]

<u>RESPONSE</u>	<u>PUNCH</u>	<u>YEAR</u>								
		<u>2006-1</u>	<u>2006-2</u>	<u>2006-3</u>	<u>2008-1</u>	<u>2008-2</u>	<u>2008-3</u>	<u>2010-1</u>	<u>2010-2</u>	<u>2010-3</u>
English	1	1878	1470	1234	1942	1529	1257	1971	1506	1280
Spanish	2	122	66	42	81	52	38	73	45	24
Not applicable	9	0	464	724	0	442	728	0	493	740

REMARKS: Starting in 2006 interviews were conducted in Spanish as well as English. Because the support for adding Spanish interviews came so late in the development of the 2006 survey, it was possible only to translate and administer those sections funded by the core GSS grant. Thus, supplemental modules in 2006 were administered only to English speakers, as previously. Starting in 2008, all sections are fielded in both English and Spanish.

907. During March through May 2006, were you living in the United States or were you living outside of the country?

[VAR: RES2006]

<u>RESPONSE</u>	<u>PUNCH</u>	<u>YEAR</u>								
		<u>2006-1</u>	<u>2006-2</u>	<u>2006-3</u>	<u>2008-1</u>	<u>2008-2</u>	<u>2008-3</u>	<u>2010-1</u>	<u>2010-2</u>	<u>2010-3</u>
Living in the US	1	0	0	0	1998	0	0	2002	0	0
Not living in the US	2	0	0	0	24	0	0	40	0	0
Don't know	8	0	0	0	0	0	0	2	0	0
No answer	9	0	0	0	1	0	0	0	0	0
Not applicable	0	2000	2000	2000	0	2023	2023	0	2044	2044

REMARKS: ONLY THE 50 STATES COUNT AS THE U.S. PUERTO RICO, THE VIRGIN ISLANDS, AND OTHER U.S. TERRITORIES DO NOT COUNT AS LIVING IN THE U.S. IF LIVING IN THE U.S. FOR PART OF THIS PERIOD, CODE AS 'LIVING IN THE U.S.'

908. Variance primary sampling unit

[VAR: VPSU]

<u>RESPONSE</u>	<u>PUNCH</u>	<u>YEAR</u>								
		<u>2006-1</u>	<u>2006-2</u>	<u>2006-3</u>	<u>2008-1</u>	<u>2008-2</u>	<u>2008-3</u>	<u>2010-1</u>	<u>2010-2</u>	<u>2010-3</u>
	1	1026	1026	1026	1047	1047	1047	1012	1012	1012
	2	974	974	974	976	976	976	1032	1032	1032
	-1	0	0	0	0	0	0	0	0	0

REMARKS: VPSU carries over from the original sampling year. The 2008 panel datafile does not include a VPSU variable, however, it can be obtained from the 2008 cross-sectional data.

909. Panel selection status

[VAR: PANSTAT]

<u>RESPONSE</u>	<u>PUNCH</u>	<u>YEAR</u>								
		<u>2006-1</u>	<u>2006-2</u>	<u>2006-3</u>	<u>2008-1</u>	<u>2008-2</u>	<u>2008-3</u>	<u>2010-1</u>	<u>2010-2</u>	<u>2010-3</u>
Selected, eligible, and reinterviewed	1	0	0	0	0	1581	1295	0	1551	1304
Selected, eligible, but not reinterviewed	2	0	0	0	0	379	244	0	419	200
Selected, but not eligible and not reinterviewed because R lived outside the US	3	0	0	0	0	13	4	0	23	12
Selected, but not eligible and not reinterviewed because R was in institution	4	0	0	0	0	16	11	0	13	7
Selected, but not eligible and not reinterviewed because R was deceased	5	0	0	0	0	34	27	0	38	28
Not Applicable	0	2000	2000	2000	2023	0	442	2044	0	493

REMARKS: PANSTAT refers to each respondent's status from the previous wave of data collection.

910. Weight of variables - Wave 2

[VAR: WTPAN12]

REMARKS: Panel weight variable for valid wave 1 and 2 cases only. Panel weights account for NFA, segment, Housing Unit, and respondent. 2006 Panel weights also include selection of the segment and case into the panel sample. For more information on weighting and sampling, please consult appendix A of the GSS Cross-Section codebook.

911. Weight of variables - Wave 2 with Nonresponse

[VAR: WTPAN12NR]

REMARKS: Panel weight variable for valid wave 1 and 2 cases only, and area non-response adjustment. This takes into consideration a) the sub-sampling of non-respondents, b) the number of adults in the household, and c) differential non-response across areas. It also essentially maintains the original sample size.

912. Weight of variables - Wave 3

[VAR: WTPAN123]

REMARKS: Panel weight variable for valid wave 1, 2, and 3 cases. Panel weights account for NFA, segment, Housing Unit, and respondent. 2006 Panel weights also include selection of the segment and case into the panel sample. For more information on weighting and sampling, please consult appendix A of the GSS Cross-Section codebook.

913. Weight of variables - Wave 3 with Nonresponse

[VAR: WTPAN123NR]

REMARKS: Panel weight variable for valid wave 1, 2, and 3 cases, and area non-response adjustment. This takes into consideration a) the sub-sampling of non-respondents, b) the number of adults in the household, and c) differential non-response across areas. It also essentially maintains the original sample size.

Appendix A: Remarks on the GSS Panels
By Benjamin Schapiro
August, 2017

Purpose of the Panel

The main focus of the panel reinterviews is to examine individual-level change allowing the examination of gross as well and net change over time. The panel design also allows estimates of item reliability vs. stability and helps to move from correlation to causation. Because the panel reinterviews track interviews with the same respondents, the data collected can be used to see how respondents change their opinions due to public events, the aging process, and numerous other circumstances. Beyond the replicating core, the panel reinterviews also contain some unique topical modules. These modules are like any other GSS topical modules –studies of opinions, attitudes, and behaviors that either extend core content to cover matters not covered by the core.

Interview Dates

The panel reinterviews have the following date ranges, differentiating them from the cross-section. Several core items are at least a little sensitive to current events, particularly the national spending priorities. Because political developments can happen rapidly, below are the date ranges for the panel reinterviews in any given year. They list the date the field period began, the date of the last panel case, the date of the last cross-section case, and how many cross-section cases were collected after the panel. This time gap serves as one way in which panel and cross-section responses to some core items might differ.

Year	Interview Start	Panel End	Cross-section End	Cross-Section Interviews Completed Post-Panel
2008	3/7	8/7	9/15	112
2010	3/15	8/8	8/12	8
2012	3/19	8/23	9/5	21
2014	3/31	9/3	10/13	317

Panel Sample Considerations

All three panels were constructed using the 2004 GSS National Sample Design which was built from the 2000 Census. In 2012, the cross-section cases switched to a new National Sample Frame, constructed from the 2010 Census. As a result, the cross-section cases in 2012 and 2014 were collected with a different sample frame than cases had been in 2010. As a rule, all variables which depend on information from a particular sample frame retain that frame for all rounds of data collection. As a result, the switch has two consequences. First, panel cases in 2012 and 2014 have a slightly different national distribution than cross-section cases, due to non-random movement among the panel sample and the use of a new sample frame. Second, panel cases and cross-section cases collected in 2012 and 2014 will report different values for SIZE, XNORCSIZ, and SRCBELT, because those variables explicitly rely on information from the Census that drives the sample frame.

Because all panel respondents initially began as cross-section respondents, they were acquired using the sampling technique outlined in Appendix A of the Cumulative Codebook. All respondents in 2010 and 2008 were initially eligible for reinterviews. In 2006, respondents in version 7 were ineligible for reinterviews, which eliminated 1518 of the 4510 cases. Of the remaining 2992, 2000 cases were selected at random for follow-up interviews. If a respondent did not complete wave 2 of the panel, he or she was ineligible for inclusion in wave 3.

The panel reinterviews are distinct from cross-section interviews in several ways. First, reinterviews are not from geographically bounded sample points within the US – all respondents who were still alive and living in households within the US were considered in scope. Second, as a consequence of the geographical mobility of reinterview cases, many more panel interviews are completed over the phone than for the cross-sections. Over the course of 2006-2014, 13.3% of the cross-section cases were completed over the phone. At the lowest for a reinterview, 16.2% of 2008 wave 3 cases were completed over the phone, while at the highest, in 2006 wave 3, 25.5% of cases were completed over the phone. For total percentages and counts of interview modes, please see the tables below. Please note that cross-section are reported as weighted percentages using WTSSALL, while panel cases are unweighted. Because of this, results from the panel and cross-section are not identical.

Cross-sections

	2006	2008	2010	2012	2014
IN-PERSON	90.3% (4072)	83.9% (1698)	86.7% (1773)	82.3% (1626)	85.1% (2161)
OVER THE PHONE	9.7% (438)	16.1% (325)	12.9% (263)	17.4% (344)	14.6% (371)
DK/NA	0.0% (0)	0.0% (0)	0.4% (9)	0.3% (5)	0.2% (6)
Total	4510	2023	2045	1975	2538

2006 Panel

	2006-1	2006-2	2006-3
IN-PERSON	93.4% (1867)	79.7% (1224)	74.8% (954)
OVER THE PHONE	6.7% (133)	20.3% (312)	25.2% (322)
DK/NA	0.0% (0)	0.0% (0)	0.0% (1)
Total	2000	1536	1277
IAP	0	464	723

2008 Panel

	2008-1	2008-2	2008-3
IN-PERSON	87.9% (1778)	76.1% (1204)	83.6% (1083)
OVER THE PHONE	12.1% (245)	23.6% (373)	16.2% (210)
DK/NA	0.0% (0)	0.3% (4)	0.1% (3)
Total	2023	1581	1295
IAP	0	442	728

2010 Panel

	2010-1	2010-2	2010-3
IN-PERSON	89.2% (1824)	78.7% (1220)	79.8% (1040)
OVER THE PHONE	10.3% (211)	21.3% (330)	20.2% (264)
DK/NA	0.4% (9)	0.0% (0)	0.0% (0)
Total	2044	1551	1304
IAP	0	493	740

Third, retention rates for the panels and final response rates for the cross-sections are listed below. These measure two different aspects of data collection. For example, the 2012 cross-section had a final response rate of 71.4%, according to the Cumulative Codebook Appendix A, while the 2010-2 panel retained 1551

of 2044 first wave interviews, a 75.9% retention rate. In general, any panel's rate of retention was higher than the response rate for the cross-section in the same year. Panel retention rates are not cumulative, but reflect retention from Wave 1 to Wave 2, and Wave 2 to Wave 3. Panel retention rates are unweighted, while cross-section response rates have been weighted to adjust for the subsampling on non-respondents.

	2006	2008	2010	2012	2014
Cross-section Response Rate	71.2%	70.4%	70.3%	71.4%	69.2%
2006 Panel Retention Rate	n/a	76.8%	83.1%	n/a	n/a
2008 Panel Retention Rate	n/a	n/a	78.2%	81.9%	n/a
2010 Panel Retention Rate	n/a	n/a	n/a	75.9%	84.1%

As a result of these differences, and many others, panel and cross-section datafiles are not perfectly comparable. Differences can arise as a result of panel conditioning or memory, differential non-response bias, or context effects, although the last one only applies to overlapping modules, notably Science Knowledge and Information.

Reliability vs. Stability and Panel Variables

One of the special capabilities of panel datafiles is an ability to estimate reliability. Changes in variables from wave to wave can reflect one of two things; either changes in the underlying opinion (true change) or changes in responses due to measurement error. Because the panel includes the replicating core and demographic information, there are a small number of fixed variables which can be considered unchanging between panel waves, including information about parents or grandparents, attributes fixed at birth, family during childhood, and events that occur before the first interview. Any change in these variables can be seen as measurement error, rather than true change. These changes produce an estimate for rates of measurement error, and thus for reliability. Based on preliminary analysis, unreliability is present in most variables to a degree, with higher levels of unreliability seen in variables with more categories, or those measuring more complex attributes. See MR 118 for more detail on initial estimates of unreliability.

For changeable variables (the vast majority of variables in the surveys), estimates can be made of changes due to unreliability vs. true change and yield estimates of reliability and stability. For more information, please consult MR 119.

GSS Panel and Other Datasets

The GSS utilized panel reinterviews for three International Social Survey Programme modules, 2007 ISSP Sport and Leisure, 2009 Social Inequality and 2011 Health and Healthcare. Sport and Leisure was collected in the 2006 panel, wave 2. Social Inequality was collected in the 2008 panel, wave 2. Health and Healthcare was collected in the 2010 panel, wave 2. At the time of submission, demographics from the respective cross-section datafiles were used as the basis for the ISSP Characteristics of National Population (CNP) reporting. As a result, there may be some discrepancy between the content of the ISSP datafiles and the CNP figures listed on <http://dbk.gesis.org>.

The GSS currently provides a link to the NDI for GSS cases in 1978-2010. This linkage is valid for all panel cases, as first-wave interviews were completed on all panels by 2010. The NDI linkage may explain some of the attrition between panel waves, as some respondents in wave 1 will have died before wave 2 or wave 3.

APPENDIX B:

AGE AND COHORT DISTRIBUTIONS

Age Classification (AGE)

Punch	2006-1	2006-2	2006-3	2008-1	2008-2	2008-3	2010-1	2010-2	2010-3
18	11	0	0	6	0	0	10	0	0
19	18	1	0	31	0	0	24	0	0
20	21	6	0	28	4	0	24	4	0
21	24	15	1	21	23	0	35	16	0
22	35	16	6	27	26	3	19	16	2
23	31	19	12	37	17	19	38	21	12
24	30	31	13	34	20	20	31	16	12
25	37	19	17	26	31	14	48	29	17
26	36	19	21	41	24	17	29	19	16
27	39	29	13	37	19	21	42	34	24
28	36	31	18	40	33	19	30	22	17
29	29	31	26	31	34	16	45	31	28
30	37	26	29	27	22	25	40	26	20
31	31	23	25	47	23	30	42	29	23
32	46	25	20	22	24	17	33	30	22
33	43	21	17	36	35	21	36	37	26
34	39	35	16	40	22	21	32	23	20
35	40	34	16	41	31	26	45	24	33
36	49	28	32	45	32	17	30	22	22
37	38	27	24	44	33	25	39	30	21
38	38	34	22	38	31	24	31	23	18
39	38	25	25	33	32	25	35	32	24
40	37	25	30	39	23	27	36	21	20
41	37	28	22	36	23	30	38	28	31
42	51	31	20	28	28	22	34	24	15
43	42	24	22	35	28	21	42	32	26
44	40	37	25	40	22	22	39	24	18
45	35	33	17	34	29	21	38	28	24
46	37	35	31	41	23	19	40	33	22
47	37	27	27	49	27	20	29	25	29
48	43	31	30	38	32	20	27	30	31
49	48	29	26	41	45	23	45	26	25
50	42	30	28	51	34	26	43	23	28
51	31	31	27	43	28	39	39	34	23
52	42	32	25	37	42	22	37	38	20
53	40	26	28	42	33	21	37	32	30
54	36	33	27	38	27	38	40	30	33
55	42	28	24	33	34	31	32	26	27
56	29	31	27	42	36	19	40	31	26
57	23	33	26	41	28	33	31	25	24
58	39	19	28	24	33	30	38	37	23
59	38	17	28	20	34	21	41	25	22
60	30	34	15	40	15	30	44	33	32
61	27	28	17	36	20	31	27	27	25
62	22	27	30	34	28	9	39	37	28
63	28	25	25	19	26	13	35	21	26
64	25	19	22	25	25	28	19	31	33
65	15	22	23	31	18	20	28	28	21

Punch	2006-1	2006-2	2006-3	2008-1	2008-2	2008-3	2010-1	2010-2	2010-3
66	24	21	16	23	20	21	20	13	23
67	19	9	18	27	26	17	37	25	23
68	17	19	17	16	23	13	27	17	13
69	23	18	9	21	20	24	26	32	23
70	15	14	15	21	15	17	24	23	14
71	24	16	13	16	19	19	15	19	24
72	21	12	13	19	10	15	18	19	17
73	14	22	14	11	13	18	8	11	14
74	17	15	10	23	15	10	15	14	15
75	18	11	20	18	9	11	15	7	8
76	12	12	15	17	19	12	17	8	13
77	14	16	9	11	13	5	14	13	6
78	11	10	10	17	13	15	8	11	7
79	8	8	11	12	7	13	11	6	8
80	12	8	5	15	11	10	17	7	9
81	14	6	7	13	8	5	10	6	4
82	9	6	5	12	11	8	13	13	7
83	8	12	5	8	9	7	12	6	4
84	8	9	4	7	7	9	12	9	8
85	9	6	7	3	6	6	6	8	4
86	10	4	7	6	7	2	7	6	5
87	5	6	5	6	2	3	4	2	7
88	6	8	2	1	5	4	9	4	3
89 or older	12	16	15	21	16	11	20	17	11
IAP	0	464	724	0	442	728	0	493	740
NA	8	22	21	10	20	24	3	22	15

Respondent's Age When 1st Child Born
(AGEKDBRN)

Punch	2006-1	2006-2	2006-3	2008-1	2008-2	2008-3	2010-1	2010-2	2010-3
12	0	0	0	0	0	0	1	0	0
13	1	1	1	1	0	0	4	0	2
14	3	2	2	5	2	2	10	7	4
15	9	13	7	8	10	7	16	11	11
16	42	31	20	22	22	24	44	34	21
17	62	41	38	41	36	34	70	57	52
18	95	83	66	59	63	54	117	78	63
19	111	76	61	69	63	70	110	70	66
20	138	108	92	82	85	87	125	100	85
21	141	113	85	87	99	98	133	115	87
22	103	85	84	66	58	63	95	66	67
23	98	85	64	50	45	45	87	63	49
24	86	58	67	54	61	54	88	54	44
25	87	88	66	59	66	62	69	64	57
26	81	56	50	50	43	41	64	55	41
27	59	49	41	49	48	67	70	57	52
28	47	43	32	38	43	48	65	55	53
29	51	42	27	37	45	41	48	43	34
30	51	47	41	45	42	51	52	43	41
31	27	17	18	16	15	21	42	35	28
32	35	28	26	31	36	39	33	32	31
33	17	14	16	13	18	18	23	18	22

Punch	2006-1	2006-2	2006-3	2008-1	2008-2	2008-3	2010-1	2010-2	2010-3
34	15	9	12	10	12	9	15	14	14
35	13	18	22	21	20	19	16	13	11
36	15	7	5	10	13	13	19	17	13
37	8	9	6	4	4	4	13	9	5
38	9	6	7	8	11	5	6	4	3
39	4	3	1	6	4	8	6	3	2
40	9	8	8	1	2	3	6	8	7
41	3	3	2	0	0	1	6	6	5
42	3	5	4	4	2	4	6	4	8
43	2	1	1	0	1	1	1	2	0
44	0	0	1	1	1	1	2	0	2
45	1	0	0	1	5	2	2	1	1
46	1	2	0	1	0	0	0	0	0
47	1	0	0	0	0	0	1	1	0
48	0	1	0	0	0	0	0	2	2
49	0	0	1	0	0	0	1	0	0
50	0	1	0	0	0	0	2	1	1
51	1	0	0	0	0	0	0	0	0
52	0	0	0	0	0	0	1	0	0
53	1	1	1	0	0	0	0	0	0
54	0	0	0	0	0	0	0	0	0
55	0	0	0	0	0	0	1	0	0
56	1	0	0	0	0	0	0	0	0
IAP	559	843	1016	521	848	1041	562	894	1058
DK	0	1	3	6	4	2	2	5	0
NA	10	2	6	7	2	3	10	3	2

If born outside USA, what age were you when you permanently moved to USA?
(AGECMEUS)

Punch	2006-2	2008-1
1	5	9
2	3	9
3	2	4
4	2	5
5	1	1
6	1	2
7	2	3
8	4	0
9	2	5
10	2	5
11	1	2
12	0	1
13	2	3
14	3	3
15	4	2
16	3	4
17	3	7
18	7	10
19	4	8
20	3	9
21	13	1
22	3	7
23	5	5

Punch	2006-2	2008-1
24	5	7
25	8	7
26	6	7
27	5	3
28	4	3
29	2	2
30	2	9
31	1	0
32	3	2
33	2	6
34	0	1
35	1	2
36	3	2
37	0	0
38	0	3
39	2	1
40	3	1
41	1	2
42	0	4
43	0	0
44	1	0
45	0	0
46	0	2
47	0	0
48	0	0
49	0	0
50	0	0
51	0	0
52	1	1
53	0	0
54	0	0
55	0	0
56	0	1
Have Not Permanently Moved to US	4	8
IAP	1868	1838
NA	3	6

APPENDIX C: FRSTOCC and FRSTIND Distributions

For the 2008-2 Panel, information was collected on respondents' first occupation and first industry. It is reported here in the same style that OCC and IND are reported in the cumulative codebook.

	1980	1989	Respondent
	Census Code	Prestige Scores	Count (2008-2)
<u>1980 Occupational Classifications</u>			
MANAGERIAL AND PROFESSIONAL SPECIALTY OCCUPATIONS			
<u>Executive, Administrative, and Managerial Occupations</u>			
Legislators	003	61	0
Chief Executives and General Admin., Public Admin.	004	70	0
Administrators and Officials, Public Administration	005	51	3
Administrators, Protective Service	006	54	0
Financial Managers	007	59	2
Personnel and Labor Relations Managers	008	54	1
Purchasing Managers	009	63	0
Managers, Marketing, Advertising, and Public Relations	013	59	3
Administrators, Education and Related Fields	014	64	0
Managers, Medicine and Health	015	69	2
Managers, Properties and Real Estate	016	39	1
Postmasters and Mail Superintendents	017	53	0
Funeral Directors	018	49	0
Managers and Administrators, n.e.c.	019	51	41
Accountants and Auditors	023	65	13
Underwriters	024	48	0
Other Financial Officers	025	48	3
Management Analysts	026	61	1
Personnel, Training, and Labor Relations Specialists	027	43	5
Purchasing Agents and Buyers, Farm Products	028	42	2
Buyers, Wholesale and Retail Trade Except Farm Products	029	50	0
Purchasing Agents and Buyers	033	41	2
Business and Promotion Agents	034	51	1
Construction Inspectors	035	47	1
Inspectors/Compliance Officers, Except Construction	036	50	1
Management Related Occupations, n.e.c.	037	49	2
<u>Professional Specialty Occupations</u>			
Architects	043	73	1
Aerospace Engineers	044	72	3
Metallurgical and Materials Engineers	045	61	0
Mining Engineers	046	60	0
Petroleum Engineers	047	66	0
Chemical Engineers	048	73	1
Nuclear Engineers	049	63	0
Civil Engineers	053	69	4
Agricultural Engineers	054	60	0
Electrical and Electronic Engineers	055	64	9
Industrial Engineers	056	62	6
Mechanical Engineers	057	64	1
Marine and Naval Architects	058	59	0
Engineers, n.e.c.	059	71	4
Surveyors and Mapping Scientists	063	51	0
Computer Systems Analysts and Scientists	064	74	4
Operations and Systems Researchers and Analysts	065	53	0

1980 Occupational Classifications	1980 Census Code	1989 Prestige Scores	Respondent Count (2008-2)
Actuaries	066	44	0
Statisticians	067	56	0
Mathematical Scientists, n.e.c.	068	63	0
Physicists and Astronomers	069	73	0
Chemists, Except Biochemists	073	73	0
Atmospheric and Space Scientists	074	63	0
Geologists and Geodesists	075	70	0
Physical Scientists, n.e.c.	076	73	2
Agricultural and Food Scientists	077	58	0
Biological and Life Scientists	078	73	3
Forestry and Conservation Scientists	079	55	0
Medical Scientists	083	64	0
Physicians	084	86	0
Dentists	085	72	0
Veterinarians	086	62	2
Optometrists	087	67	0
Podiatrists	088	65	0
Health Diagnosing Practitioners, n.e.c.	089	50	2
Registered Nurses	095	66	32
Pharmacists	096	68	1
Dietitians	097	56	1
Inhalation Therapists	098	63	1
Occupational Therapists	099	56	1
Physical Therapists	103	61	0
Speech Therapists	104	61	0
Therapists, n.e.c.	105	62	2
Physicians' Assistants	106	61	0
Earth, Environmental, and Marine Science Teachers	113	74	0
Biological Science Teachers	114	74	0
Chemistry Teachers	115	74	0
Physics Teachers	116	74	0
Natural Science Teachers, n.e.c.	117	74	0
Psychology Teachers	118	74	1
Economics Teachers	119	74	0
History Teachers	123	74	0
Political Science Teachers	124	74	0
Sociology Teachers	125	74	0
Social Science Teachers, n.e.c.	126	74	0
Engineering Teachers	127	74	0
Mathematical Science Teachers	128	74	2
Computer Science Teachers	129	74	0
Medical Science Teachers	133	74	0
Health Specialties Teachers	134	74	0
Business, Commerce, and Marketing Teachers	135	74	0
Agriculture and Forestry Teachers	136	74	0
Art, Drama, and Music Teachers	137	74	1
Physical Education Teachers	138	74	0
Education Teachers	139	74	1
English Teachers	143	74	0
Foreign Language Teachers	144	74	1
Law Teachers	145	74	1
Social Work Teachers	146	74	0

	1980 Census Code	1989 Prestige Scores	Respondent Count (2008-2)
<u>1980 Occupational Classifications</u>			
Theology Teachers	147	74	0
Trade and Industrial Teachers	148	74	0
Home Economics Teachers	149	74	0
Teachers, Postsecondary, n.e.c.	153	74	4
Postsecondary Teachers, Subject Not Specified	154	74	2
Teachers, Prekindergarten and Kindergarten	155	55	3
Teachers, Elementary School	156	64	23
Teachers, Secondary School	157	66	23
Teachers, Special Education	158	65	2
Teachers, n.e.c.	159	46	10
Counselors, Educational and Vocational	163	57	3
Librarians	164	54	5
Archivists and Curators	165	52	2
Economists	166	63	4
Psychologists	167	69	1
Sociologists	168	61	0
Social Scientists, n.e.c.	169	65	1
Urban Planners	173	52	1
Social Workers	174	52	12
Recreation Workers	175	38	0
Clergy	176	69	2
Religious Workers, n.e.c.	177	44	1
Lawyers	178	75	11
Judges	179	71	0
Authors	183	63	0
Technical Writers	184	54	0
Designers	185	47	7
Musicians and Composers	186	47	5
Actors and Directors	187	58	1
Painters, Sculptors, Craft-Artists, and Printmakers	188	52	1
Photographers	189	45	0
Dancers	193	53	0
Artists, Performers, and Related Workers, n.e.c.	194	36	1
Editors and Reporters	195	60	6
Public Relations Specialists	197	48	1
Announcers	198	55	1
Athletes	199	65	2

TECHNICAL, SALES, AND ADMINISTRATIVE SUPPORT OCCUPATIONS

Technicians and Related Support Occupations

Clinical Laboratory Technologists and Technicians	203	68	3
Dental Hygienists	204	52	0
Health Record Technologists and Technicians	205	52	0
Radiologic Technicians	206	58	2
Licensed Practical Nurses	207	60	2
Health Technologists and Technicians, n.e.c.	208	57	5
Electrical and Electronic Technicians	213	60	4
Industrial Engineering Technicians	214	40	0
Mechanical Engineering Technicians	215	54	0
Engineering Technicians, n.e.c.	216	48	1
Drafting Occupations	217	51	8

	1980	1989	Respondent
1980 Occupational Classifications	Census Code	Prestige Scores	Count (2008-2)
Surveying and Mapping Technicians	218	36	1
Biological Technicians	223	32	1
Chemical Technicians	224	38	0
Science Technicians, n.e.c.	225	44	1
Airplane Pilots and Navigators	226	61	0
Air Traffic Controllers	227	65	0
Broadcast Equipment Operators	228	43	2
Computer Programmers	229	61	10
Tool Programmers, Numerical Control	233	48	0
Legal Assistants	234	57	1
Technicians, n.e.c.	235	41	5
<u>Sales Occupations</u>			
Supervisors and Proprietors, Sales Occupations	243	44	6
Insurance Sales Occupations	253	45	1
Real Estate Sales Occupations	254	49	5
Securities and Financial Services Sales Occupations	255	53	2
Advertising and Related Sales Occupations	256	39	3
Sales Occupations, Other Business Services	257	32	5
Sales Engineers	258	53	1
Sales Rep., Mining, Manufacturing, and Wholesale	259	49	10
Sales Workers, Motor Vehicles and Boats	263	34	1
Sales Workers, Apparel	264	30	8
Sales Workers, Shoes	265	28	3
Sales Workers, Furniture and Home Furnishings	266	31	1
Sales Workers, Radio, TV, Hi-Fi, and Appliances	267	31	4
Sales Workers, Hardware and Building Supplies	268	32	1
Sales Workers, Parts	269	30	5
Sales Workers, Other Commodities	274	32	23
Sales Counter Clerks	275	34	13
Cashiers	276	29	113
Street and Door-To-Door Sales Workers	277	22	5
News Vendors	278	19	1
Demonstrators, Promoters and Models, Sales	283	32	1
Auctioneers	284	39	0
Sales Support Occupations, n.e.c.	285	36	2
<u>Administrative Support Occupations, Including Clerical</u>			
Supervisors, General Office	303	51	2
Supervisors, Computer Equipment Operators	304	54	0
Supervisors, Financial Records Processing	305	52	0
Chief Communications Operators	306	49	0
Supervisors, Distribution, Scheduling, and Adjusting Clerks	307	42	1
Computer Operators	308	50	1
Peripheral Equipment Operators	309	40	0
Secretaries	313	46	66
Stenographers	314	47	2
Typists	315	40	2
Interviewers	316	49	4
Hotel Clerks	317	32	2
Transportation Ticket and Reservation Agents	318	35	1
Receptionists	319	39	12

	1980	1989	Respondent
1980 Occupational Classifications	Census Code	Prestige Scores	Count (2008-2)
Information Clerks, n.e.c.	323	34	2
Classified-Ad Clerks	325	31	0
Correspondence Clerks	326	35	0
Order Clerks	327	31	8
Personnel Clerks, Except Payroll and Timekeeping	328	36	1
Library Clerks	329	29	1
File Clerks	335	36	12
Records Clerks	336	31	2
Bookkeepers, Accounting and Auditing Clerks	337	47	19
Payroll and Timekeeping Clerks	338	42	4
Billing Clerks	339	31	3
Cost and Rate Clerks	343	28	0
Billing, Posting, and Calculating Machine Operators	344	35	0
Duplicating Machine Operators	345	35	1
Mail Preparing and Paper Handling Machine Operators	346	36	0
Office Machine Operators, n.e.c.	347	39	0
Telephone Operators	348	40	8
Telegraphers	349	45	0
Communications Equipment Operators, n.e.c.	353	33	0
Postal Clerks, Excluding Mail Carriers	354	42	2
Mail Carriers, Postal Service	355	47	4
Mail Clerks, Excluding Postal Service	356	32	3
Messengers	357	22	3
Dispatchers	359	35	5
Production Coordinators	363	42	0
Traffic, Shipping and Receiving Clerks	364	33	2
Stock and Inventory Clerks	365	27	4
Meter Readers	366	34	0
Weighers, Measurers, and Checkers	368	28	0
Samplers	369	35	1
Expeditors	373	43	1
Material Recording, Scheduling and Distributing Clerks, n.e.c.	374	24	0
Insurance Adjusters, Examiners, and Investigators	375	47	1
Investigators and Adjusters, Except Insurance	376	40	8
Eligibility Clerks, Social Welfare	377	46	2
Bill and Account Collectors	378	24	1
General Office Clerks	379	34	2
Bank Tellers	383	43	15
Proofreaders	384	43	0
Data-Entry Keyers	385	41	3
Statistical Clerks	386	38	2
Teachers' Aides	387	43	5
Administrative Support Occupations, n.e.c.	389	33	21
 SERVICE OCCUPATIONS			
 <u>Private Household Occupations</u>			
Launderers and Ironers	403	23	1
Cooks, Private Household	404	30	2
Housekeepers and Butlers	405	34	1
Child Care Workers, Private Household	406	29	9
Private Household Cleaners and Servants	407	23	19

	1980 Census Code	1989 Prestige Scores	Respondent Count (2008-2)
<u>1980 Occupational Classifications</u>			
<u>Protective Service Occupations</u>			
Supervisors, Firefighting and Fire Prevention Occupations	413	60	0
Supervisors, Police and Detectives	414	62	0
Supervisors, Guards	415	38	0
Fire Inspection and Fire Prevention Occupations	416	60	0
Firefighting Occupations	417	53	1
Police and Detectives, Public Service	418	60	1
Sheriffs, Bailiffs, and Other Law Enforcement Officers	423	48	0
Correctional Institution Officers	424	40	1
Crossing Guards	425	32	0
Guards and Police, Excluding Public Service	426	42	3
Protective Service Occupations	427	37	3
<u>Armed Forces¹</u>			
Former Member of the Armed Forces	430	49	1
Current Member of the Armed Forces	431	49	68
<u>Service Occupations, Except Protective and Household</u>			
Supervisors, Food Preparation and Service Occupations	433	35	2
Bartenders	434	25	7
Waiters and Waitresses	435	28	42
Cooks, Except Short Order	436	31	21
Short-Order Cooks	437	28	12
Food Counter, Fountain and Related Occupations	438	23	10
Kitchen Workers, Food Preparation	439	24	9
Waiters'/Waitresses' Assistants	443	21	10
Miscellaneous Food Preparation Occupations	444	17	4
Dental Assistants	445	45	5
Health Aids, Except Nursing	446	51	9
Nursing Aides, Orderlies and Attendants	447	42	21
Supervisors, Cleaning and Building Service Workers	448	36	0
Maids and Housemen	449	20	4
Janitors and Cleaners	453	22	12
Elevator Operators	454	28	0
Pest Control Occupations	455	32	0
Supervisors, Personal Service Occupations	456	37	1
Barbers	457	36	2
Hairdressers and Cosmetologists	458	36	10
Attendants, Amusement and Recreation Facilities	459	25	2
Guides	463	29	0
Ushers	464	20	1
Public Transportation Attendants	465	42	0
Baggage Porters and Bellhops	466	27	0
Welfare Service Aides	467	46	1
Child Care Workers, Except Private Household	468	36	15
Personal Service Occupations, n.e.c.	469	25	3
<u>FARMING, FOREST, AND FISHING OCCUPATIONS</u>			
<u>Farm Operators and Managers</u>			
Farmers, Except Horticultural	473	40	7

¹These codes are not part of the 1980 Census Occupational Classification. They are codes used by NORC.

	1980 Census Code	1989 Prestige Scores	Respondent Count (2008-2)
<u>1980 Occupational Classifications</u>			
Horticultural Specialty Farmers	474	37	0
Managers, Farms, Except Horticultural	475	48	0
Managers, Horticultural Specialty Farms	476	48	0
<u>Farm Occupations, Except Managerial</u>			
Supervisors, Farm Workers	477	44	0
Farm Workers	479	23	29
Marine Life Cultivation Workers	483	31	0
Nursery Workers	484	26	1
<u>Related Agricultural Occupations</u>			
Supervisors, Related Agricultural Occupations	485	36	3
Groundskeepers and Gardeners, Except Farm	486	29	6
Animal Caretakers, Except Farm	487	21	4
Graders and Sorters, Agricultural Products	488	31	2
Inspectors, Agricultural Products	489	49	0
<u>Forestry and Logging Occupations</u>			
Supervisors, Forestry and Logging Workers	494	44	0
Forestry Workers, Except Logging	495	39	0
Timber Cutting and Logging Occupations	496	31	5
<u>Fishers, Hunters, and Trappers</u>			
Captains and Other Officers, Fishing Vessels	497	43	0
Fishers	498	34	0
Hunters and Trappers	499	23	0
PRECISION PRODUCTION, CRAFT, AND REPAIR OCCUPATIONS			
<u>Mechanics and Repairers</u>			
Supervisors, Mechanics and Repairers	503	50	0
Automobile Mechanics, Except Apprentices	505	40	11
Automobile Mechanic Apprentices	506	34	1
Bus, Truck, and Stationary Engine Mechanics	507	44	1
Aircraft Engine Mechanics	508	53	2
Small Engine Repairers	509	28	0
Automobile Body and Related Repairers	514	31	3
Aircraft Mechanics, Excluding Engine	515	53	0
Heavy Equipment Mechanics	516	45	0
Farm Equipment Mechanics	517	36	0
Industrial Machinery Repairers	518	30	3
Machinery Maintenance Occupations	519	26	0
Electronic Repairers, Communications and Industrial Equipment	523	39	0
Data Processing Equipment Repairers	525	51	1
Household Appliance and Power Tool Repairers	526	38	0
Telephone Line Installers and Repairers	527	41	0
Telephone Installers and Repairers	529	36	2
Misc. Electrical and Electronic Equipment Repairers	533	39	1
Heating, Air Conditioning, and Refrigeration Mechanics	534	42	2
Camera, Watch, and Musical Instrument Repairers	535	35	1
Locksmiths and Safe Repairers	536	39	0
Office Machine Repairers	538	37	0

	1980	1989	Respondent
1980 Occupational Classifications	Census Code	Prestige Scores	Count (2008-2)
Mechanical Controls and Valve Repairers	539	36	0
Elevator Installers and Repairers	543	39	0
Millwrights	544	43	0
Specified Mechanics and Repairers, n.e.c.	547	32	4
Not Specified Mechanics and Repairers	549	44	1
<u>Construction Trades</u>			
Supervisors, Brickmasons, Stonemasons, and Title Setters	553	50	0
Supervisors, Carpenters and Related Work	554	50	0
Supervisors, Electricians and Power Transmission Installers	555	50	0
Supervisors, Painters, Paperhangers, and Plasterers	556	50	0
Supervisors, Plumbers, Pipefitters, and Steamfitters	557	50	0
Supervisors, n.e.c.	558	54	2
Brickmasons and Stonemasons, Except Apprentices	563	36	3
Brickmasons and Stonemasons Apprentices	564	26	0
Tile Setters, Hard and Soft	565	31	3
Carpet Installers	566	34	1
Carpenters, Except Apprentices	567	39	7
Carpenter Apprentices	569	29	1
Drywall Installers	573	34	0
Electricians, Except Apprentices	575	51	2
Electrician Apprentices	576	41	1
Electrical Power Installers and Repairers	577	46	0
Painters, Construction and Maintenance	579	34	2
Paperhangers	583	31	0
Plasterers	584	35	0
Plumbers, Pipefitters, and Steamfitters, Except Apprentices	585	45	6
Plumber, Pipefitter, and Steamfitter Apprentices	587	35	0
Concrete and Terrazzo Finishers	588	38	1
Glaziers	589	30	0
Insulation Workers	593	33	1
Paving, Surfacing, and Tamping Equipment Operators	594	33	0
Roofers	595	37	3
Sheetmetal Duct Installers	596	35	0
Structural Metal Workers	597	43	4
Drillers, Earth	598	40	0
Construction Trades, n.e.c.	599	36	2
			0
<u>Extractive Occupations</u>			
Supervisors, Extractive Occupations	613	44	0
Drillers, Oil Well	614	42	2
Explosives Workers	615	38	0
Mining Machine Operators	616	35	0
<u>Precision Production Occupations</u>			
Mining Occupations, n.e.c.	617	29	0
Supervisors, Production Occupations	633	47	2
Tool and Die Makers, Except Apprentices	634	43	1
Tool and Die Maker Apprentices	635	33	0
Precision Assemblers, Metal	636	31	0
Machinists, Except Apprentices	637	47	1
Machinist Apprentices	639	35	0

	1980	1989	Respondent
1980 Occupational Classifications	Census Code	Prestige Scores	Count (2008-2)
Boilermakers	643	40	0
Precision Grinders, Fitters, and Tool Sharpeners	644	26	0
Patternmakers and Model Makers, Metal	645	38	1
Lay-Out Workers	646	30	0
Precious Stones and Metals Workers	647	45	0
Engravers, Metal	649	38	0
Sheet Metal Workers, Except Apprentices	653	50	0
Sheet Metal Worker, Apprentices	654	38	1
Miscellaneous Precision Metal Workers	655	36	0
Patternmakers and Model Makers, Wood	656	39	0
Cabinet Makers and Bench Carpenters	657	44	3
Furniture and Wood Finishers	658	39	0
Miscellaneous Precision Woodworkers	659	36	1
Dressmakers	666	36	1
Tailors	667	42	0
Upholsterers	668	35	0
Shoe Repairers	669	36	0
Apparel and Fabric Patternmakers	673	37	0
Miscellaneous Precision Apparel and Fabric Workers	674	34	1
Hand Molders and Shapers, Except Jewelers	675	32	2
Patternmakers, Lay-Out Workers, and Cutters	676	28	0
Optical Goods Workers	677	38	0
Dental Laboratory and Medical Appliance Technicians	678	56	0
Bookbinders	679	32	0
Electrical and Electronic Equipment Assemblers	683	28	4
Miscellaneous Precision Workers, n.e.c.	684	30	0
Butchers and Meat Cutters	686	35	0
Bakers	687	35	0
Food Batchmakers	688	30	2
Inspectors, Testers, and Graders	689	42	3
Adjusters and Calibrators	693	40	0
Water and Sewage Treatment Plant Operators	694	38	0
Power Plant Operators	695	43	0
Stationary Engineers	696	40	1
Miscellaneous Plant and System Operators	699	43	0
OPERATORS, FABRICATORS, AND LABORERS			
<u>Machine Operators, Assemblers, and Inspectors</u>			
Lathe and Turning Machine Set-Up Operators	703	41	0
Lathe and Turning Machine Operators	704	37	0
Milling and Planing Machine Operators	705	32	0
Punching and Stamping Press Machine Operators	706	35	1
Rolling Machine Operators	707	40	0
Drilling and Boring Machine Operators	708	37	0
Grinding, Abrading, Buffing, and Polishing Machine Operators	709	23	1
Forging Machine Operators	713	36	0
Miscellaneous Metal, Plastic, Stone, and Glass Working Machine Operators	715	29	0
Fabricating Machine Operators, n.e.c.	717	38	0
Molding and Casting Machine Operators	719	34	1
Metal Plating Machine Operators	723	36	0
Heat Treating Equipment Operators	724	40	0
Miscellaneous Metal and Plastic Processing Machine Operators	725	35	0

	1980	1989	Respondent
1980 Occupational Classifications	Census Code	Prestige Scores	Count (2008-2)
Wood Lathe, Routing and Planing Machine Operators	726	37	0
Sawing Machine Operators	727	34	2
Shaping and Joining Machine Operators	728	30	0
Nailing and Tacking Machine Operators	729	27	0
Miscellaneous Woodworking Machine Operators	733	22	1
Printing Machine Operators	734	39	1
Photoengravers and Lithographers	735	40	1
Typesetters and Compositors	736	40	1
Miscellaneous Printing Machine Operators	737	37	1
Winding and Twisting Machine Operators	738	30	0
Knitting, Looping, Taping, and Weaving Machine Operators	739	34	1
Textile Cutting Machine Operators	743	28	1
Textile Sewing Machine Operators	744	28	13
Shoe Machine Operators	745	33	1
Pressing Machine Operators	747	29	1
Laundrying and Dry Cleaning Machine Operators	748	32	4
Miscellaneous Textile Machine Operators	749	33	4
Cementing and Gluing Machine Operators	753	35	0
Packaging and Filling Machine Operators	754	25	5
Extruding and Forming Machine Operators	755	32	2
Mixing and Blending Machine Operators	756	26	1
Separating, Filtering, and Clarifying Machine Operators	757	30	0
Compressing and Compacting Machine Operators	758	30	1
Painting and Paint Spraying Machine Operators	759	30	1
Roasting and Baking Machine Operators, Food	763	23	0
Washing, Cleaning, and Pickling Machine Operators	764	25	0
Folding Machine Operators	765	28	0
Furnace, Kiln, and Oven Operators, Except Food	766	40	0
Crushing and Grinding Machine Operators	768	31	1
Slicing and Cutting Machine Operators	769	34	1
Motion Picture Projectionists	773	38	0
Photographic Process Machine Operators	774	38	4
Miscellaneous and Not Specified Machine Operators, n.e.c.	777	30	5
Machine Operators, Not Specified	779	33	5
Welders and Cutters	783	42	4
Solderers and Blazers	784	33	1
Assemblers	785	35	10
Hand Cutting and Trimming Occupations	786	26	2
Hand Molding, Casting, and Forming Occupations	787	33	1
Hand Painting, Coating, and Decorating Occupations	789	31	1
Hand Engraving and Printing Occupations	793	42	0
Hand Grinding and Polishing Occupations	794	35	0
Miscellaneous Hand Working Occupations	795	32	0
Production Inspectors, Checkers, and Examiners	796	36	5
Production Testers	797	38	2
Production Samplers and Weighers	798	42	0
Graders and Sorters, Except Agricultural	799	33	1
<u>Transportation and Material Moving Occupations</u>			
Supervisors, Motor Vehicle Operators	803	38	0
Truck Drivers, Heavy	804	30	8
Truck Drivers, Light	805	30	7

	1980	1989	Respondent
1980 Occupational Classifications	Census Code	Prestige Scores	Count (2008-2)
Driver-Sales Workers	806	24	0
Bus Drivers	808	32	3
Taxicab Drivers and Chauffeurs	809	28	0
Parking Lot Attendants	813	21	0
Motor Transportation Occupations, n.e.c.	814	25	0
Railroad Conductors and Yardmasters	823	42	0
Locomotive Operating Occupations	824	41	0
Railroad Brake, Signal, and Switch Operators	825	40	0
Rail Vehicle Operators, n.e.c.	826	47	0
Ship Captains and Mates, Except Fishing Boats	828	54	1
Sailors and Deckhands	829	34	1
Marine Engineers	833	43	0
Bridge, Lock and Lighthouse Tenders	834	28	0
Supervisors, Material Moving Equipment Operators	843	45	0
Operating Engineers	844	50	0
Longshore Equipment Operators	845	34	0
Hoist and Winch Operators	848	36	0
Crane and Tower Operators	849	42	1
Excavating and Loading Machine Operators	853	38	0
Grader, Dozer, and Scraper Operators	855	34	0
Industrial Truck and Tractor Equipment Operators	856	35	7
Miscellaneous Material Moving Equipment Operators	859	27	3
<u>Handlers, Equipment Cleaners, Helpers, and Laborers, n.e.c.</u>	863	27	0
Helpers, Mechanics and Repairers	864	33	2
Helpers, Construction Trades	865	30	3
Helpers, Surveyor	866	38	0
Helpers, Extractive Occupations	867	38	0
Construction Laborers	869	36	25
Production Helpers	873	31	1
Garbage Collectors	875	28	0
Stevedores	876	37	0
Stock Handlers and Baggers	877	23	20
Machine Feeders and Offbearers	878	37	0
Freight, Stock, and Material Handlers, n.e.c.	883	27	10
Garage and Service Station Related Occupations	885	21	12
Vehicle Washers and Equipment Cleaners	887	19	3
Hand Packers and Packagers	888	22	10
Laborers, Except Construction	889	24	33
Don't know	998		7
No Answer	999		63
Not Applicable	IAP		442

1980 INDUSTRIAL CLASSIFICATION	Punch	
	Industry Code	Respondent Count (2008-2)
AGRICULTURE, FORESTRY, AND FISHERIES		
Agricultural production, crops	010	25
Agricultural production, livestock	011	10
Agricultural services, except horticultural	020	6
Horticultural services	021	10
Forestry	030	0
Fishing, hunting, and trapping, etc.	031	1
MINING		
Metal mining	040	1
Coal mining	041	1
Crude petroleum and natural gas extraction	042	4
Nonmetallic mining and quarrying, except fuel	050	0
CONSTRUCTION	060	80
MANUFACTURING		
NONDURABLE GOODS		
<u>Food and kindred products</u>		
Meat products	100	3
Dairy products	101	2
Canned and preserved fruits and vegetables	102	8
Grain mill products	110	1
Bakery products	111	0
Sugar and confectionery products	112	3
Beverage industries	120	3
Miscellaneous food preparations and kindred products	121	4
Not specified food industries	122	2
Tobacco manufactures	130	1
<u>Textile mill products</u>		
Knitting mills	132	5
Dyeing and finishing textiles, except wool and knit goods	140	1
Floor coverings, except hard surface	141	1
Yarn, thread, and fabric mills	142	3
Miscellaneous textile mill products	150	2
<u>Apparel and other finished textile products</u>		
Apparel and accessories, except knit	151	22
Miscellaneous fabricated textile products	152	1
<u>Paper and allied products</u>		
Pulp, paper, and paperboard mills	160	3
Miscellaneous paper and pulp products	161	0
Paperboard containers and boxes	162	3
<u>Printing, publishing, and allied industries</u>		
Newspaper publishing and printing	171	3
Printing, publishing, and allied industries, except newspapers	172	12

1980 INDUSTRIAL CLASSIFICATION	Industry Code	Respondent Count (2008-2)
<u>Chemicals and allied products</u>		
Plastics, synthetics, and resins	180	0
Drugs	181	4
Soaps and cosmetics	182	2
Paints, varnishes, and related products	185	0
Agricultural chemicals	190	3
Industrial and miscellaneous chemicals	191	1
<u>Petroleum and coal products</u>	192	5
Petroleum refining	200	2
Miscellaneous petroleum and coal products	201	0
<u>Rubber and miscellaneous plastics products</u>		
Tires and inner tubes	210	0
Other rubber products, and plastics footwear and belting	211	2
Miscellaneous plastics products	212	3
<u>Leather and leather products</u>		
Leather tanning and finishing	220	0
Footwear, except rubber and plastic	221	3
Leather products, except footwear	222	0
DURABLE GOODS		
<u>Lumber and wood products, except furniture</u>		
Logging	230	5
Sawmills, planing mills, and millwork	231	7
Wood buildings and mobile homes	232	0
Miscellaneous wood products	241	1
Furniture and fixtures	242	8
<u>Stone, clay, glass, and concrete products</u>		
Glass and glass products	250	3
Cement, concrete, gypsum, and plaster products	251	3
Structural clay products	252	0
Pottery and related products	261	1
Miscellaneous nonmetallic mineral and stone products	262	2
<u>Metal industries</u>		
Blast furnaces, steelworks, rolling and finishing mills	270	6
Iron and steel foundries	271	0
Primary aluminum industries	272	1
Other primary metal industries	280	3
Cutlery, hand tools, and other hardware	281	0
Fabricated structural metal products	282	4
Screw machine products	290	0
Metal forgings and stampings	291	0
Ordnance	292	1
Miscellaneous fabricated metal products	300	6
Not specified metal industries	301	0
<u>Machinery, except electrical</u>		
Engines and turbines	310	0

1980 INDUSTRIAL CLASSIFICATION	Industry Code	Respondent Count (2008-2)
Farm machinery and equipment	311	1
Construction and material handling machines	312	3
Metalworking machinery	320	2
Office and accounting machines	321	0
Electronic computing equipment	322	10
Machinery, except electrical, n.e.c.	331	6
Not specified machinery	332	2
<u>Electrical machinery, equipment, and supplies</u>		
Household appliances	340	3
Radio, TV, and communication equipment	341	9
Electrical machinery, equipment, and supplies, n.e.c.	342	6
Not specified electrical machinery, equipment, and supplies	350	4
<u>Transportation equipment</u>		
Motor vehicles and motor vehicle equipment	351	8
Aircraft and parts	352	6
Ship and boat building and repairing	360	4
Railroad locomotives and equipment	361	0
Guided missiles, space vehicles, and parts	362	0
Cycles and miscellaneous transportation equipment	370	1
<u>Professional and photographic equipment, and watches</u>		
Scientific and controlling instruments	371	2
Optical and health services supplies	372	2
Photographic equipment and supplies	380	1
Watches, clocks, and clockwork operated devices	381	1
Not specified professional equipment	382	0
Toys, amusement, and sporting goods	390	1
Miscellaneous manufacturing industries	391	3
Not specified manufacturing industries	392	7
TRANSPORTATION, COMMUNICATIONS, AND OTHER PUBLIC UTILITIES		
<u>Transportation</u>		
Railroads	400	4
Bus service and urban transit	401	3
Taxicab service	402	0
Trucking service	410	5
Warehousing and storage	411	5
U.S. Postal Service	412	5
Water transportation	420	1
Air transportation	421	7
Pipe lines, except natural gas	422	0
Services incidental to transportation	432	7
<u>Communications</u>		
Radio and television broadcasting	440	4
Telephone (wire and radio)	441	20
Telegaph and miscellaneous communication service	442	0
<u>Utilities and sanitary services</u>		
Electric light and power	460	1

1980 INDUSTRIAL CLASSIFICATION

	Industry Code	Respondent Count (2008-2)
Gas and steam supply systems	461	2
Electric and gas, and other combinations	462	1
Water supply and irrigation	470	0
Sanitary services	471	1
Not specified utilities	472	0
WHOLESALE TRADE		
<u>Durable Goods</u>		
Motor vehicles and equipment	500	0
Furniture and home furnishings	501	1
Lumber and construction materials	502	1
Sporting goods, toys, and hobby goods	510	1
Metals and minerals, except petroleum	511	0
Electrical goods	512	2
Hardware, plumbing and heating supplies	521	4
Not specified electrical and hardware products	522	0
Machinery, equipment, and supplies	530	5
Scrap and waste materials	531	1
Miscellaneous wholesale, durable goods	532	2
<u>Nondurable Goods</u>		
Paper and paper products	540	1
Drugs, chemicals, and allied products	541	0
Apparel, fabrics, and notions	542	3
Groceries and related products	550	5
Farm products-raw materials	551	0
Petroleum products	552	2
Alcoholic beverages	560	0
Farm supplies	561	4
Miscellaneous wholesale, nondurable goods	562	0
Not specified wholesale trade	571	0
RETAIL TRADE		
Lumber and building material retailing	580	1
Hardware stores	581	4
Retail nurseries and garden stores	582	0
Mobile home dealers	590	0
Department stores	591	33
Variety stores	592	7
Miscellaneous general merchandise stores	600	5
Grocery stores	601	50
Dairy products stores	602	3
Retail bakeries	610	3
Food stores, n.e.c.	611	4
Motor vehicle dealers	612	10
Auto and home supply stores	620	5
Gasoline service stations	621	18
Miscellaneous vehicle dealers	622	0
Apparel and accessory stores, except shoe	630	17
Shoe stores	631	6
Furniture and home furnishings stores	632	3

1980 INDUSTRIAL CLASSIFICATION	Industry Code	Respondent Count (2008-2)
Household appliances, TV, and radio stores	640	4
Eating and drinking places	641	165
Drug stores	642	12
Liquor stores	650	1
Sporting goods, bicycles, and hobby stores	651	6
Book and stationery stores	652	1
Jewelry stores	660	2
Sewing, needlework, and piece goods stores	661	2
Mail order houses	662	1
Vending machine operators	670	0
Direct selling establishments	671	1
Fuel and ice dealers	672	2
Retail florists	681	0
Miscellaneous retail stores	682	10
Not specified retail trade	691	11
FINANCE, INSURANCE, AND REAL ESTATE		
Banking	700	26
Savings and loan associations	701	2
Credit agencies, n.e.c.	702	7
Security, commodity brokerage, and investment companies	710	11
Insurance	711	17
Real estate, including real estate-insurance-law offices	712	17
BUSINESS AND REPAIR SERVICES		
Advertising	721	6
Services to dwellings and other buildings	722	3
Commercial research, development, and testing labs	730	4
Personnel supply services	731	5
Business management and consulting services	732	6
Computer and data processing services	740	16
Detective and protective services	741	3
Business services, n.e.c.	742	11
Automotive services, except repair	750	9
Automotive repair shops	751	8
Electrical repair shops	752	2
Miscellaneous repair services	760	1
PERSONAL SERVICES		
Private households	761	24
Hotels and motels	762	11
Lodging places, except hotels and motels	770	1
Laundry, cleaning, and garment services	771	7
Beauty shops	772	10
Barber shops	780	2
Funeral service and crematories	781	2
Shoe repair shops	782	0
Dressmaking shops	790	0
Miscellaneous personal services	791	1

1980 INDUSTRIAL CLASSIFICATION

Industry Code	Respondent Count (2008-2)
---------------	---------------------------

ENTERTAINMENT AND RECREATION SERVICES

Theaters and motion pictures	800	10
Bowling alleys, billiard and pool parlors	801	1
Miscellaneous entertainment and recreation services	802	18

PROFESSIONAL AND RELATED SERVICES

Offices of physicians	812	5
Offices of dentists	820	6
Offices of chiropractors	821	3
Offices of optometrists	822	0
Offices of health practitioners, n.e.c.	830	0
Hospitals	831	54
Nursing and personal care facilities	832	24
Health services, n.e.c.	840	7
Legal services	841	15
Elementary and secondary schools	842	75
Colleges and universities	850	25
Business, trade, and vocational schools	851	1
Libraries	852	1
Educational services, n.e.c.	860	3
Job training and vocational rehabilitation services	861	0
Child day care services	862	13
Residential care facilities, without nursing	870	1
Social services, n.e.c.	871	4
Museums, art galleries and zoos	872	2
Religious organizations	880	11
Membership organizations	881	3
Engineering, architectural, and surveying services	882	6
Accounting, auditing, and bookkeeping services	890	3
Noncommercial educational and scientific research	891	2
Miscellaneous professional and related services	892	0

PUBLIC ADMINISTRATION

Executive and legislative offices	900	2
General government, n.e.c.	901	35
Justice, public order, and safety	910	7
Public finance, taxation, and monetary policy	921	1
Administration of human resources programs	922	13
Administration of environmental quality and household programs	930	3
Administration of economic programs	931	1
National security and international affairs	932	82
Don't know	998	7
No answer	990, 999	61
Not applicable	IAP	442

APPENDIX D: Sport & Game Classifications

For the 2006-2 Panel, as part of the ISSP Sport & Leisure module, information was collected on respondents' preferences for sports and games that they played in their free time or watched for leisure. The range of verbatim responses and counts is listed below.

Sport Classification	Punch			
		SPORT	TVSPORT1	TVSPORT2
American Football	101	13	355	208
Baseball, Softball	102	45	185	163
Basketball	103	38	176	170
Cricket	104	0	1	2
Ice Hockey	105	3	30	26
Field Hockey	106	0	0	0
Football, Soccer	107	25	106	93
Handball	108	1	0	0
Netball	109	0	0	1
Polo, Water Polo	110	0	0	0
Rugby	111	1	0	0
Volleyball	112	10	3	8
Other Team Sport	199	4	1	0
Badminton	201	1	0	0
Squash	202	2	0	0
Table Tennis	203	1	0	0
Tennis	204	1	31	30
Other Racket or Bat Sport	299	2	1	1
Athletics (athletic disciplines, e.g. 100m-running, long-jumping, highjumping), marathon	301	9	5	10
(Competitive) body training (e.g. weight-training, body-building, artistic gymnastics)	302	20	10	6
Fitness (aerobics, exercise machine-training, work out, non-competitive gymnastics)	303	151	1	4
Jogging, (non-competitive) running.	304	40	0	0
Walking, Nordic-walking, hiking, trekking, climbing	305	395	2	1
Other fitness sport	399	4	0	0
Adrenaline sports (e.g. bungee-jumping, paragliding)	401	3	2	2
Billiards, pool, snooker	402	3	1	1
Biathlon, triathlon	403	2	0	0
Bowling, curling, boccee	404	10	0	4
Boat sports (e.g. sailing, rowing, yachting, canoeing, kayaking)	405	8	0	2
Bullfight	406	1	0	1
Cockfighting	407		0	0
Cycling, mountain-biking	408	29	1	2
Dancing (e.g. ballroom dancing, Latin dances, Hip Hop, Jazz-dance, ballet)	409	10	5	4
Darts	410	2	0	0
Fencing	411	1	0	0
Fishing, hunting	412	42	5	7
Golf, minigolf	413	51	60	66
Horse riding, horse racing	414	5	6	6
Ice skating	415	0	12	20
Inline skating, skateboarding, roller skating	416	2	1	1
Martial arts (e.g. boxing, wrestling, Judo, Karate)	417	4	17	18
Motor sports (motor racing, go carting)	418	11	79	46

Sport Classification	Punch	SPORT	TVSPORT1	TVSPORT2
Rodeo	419	1	5	2
Shooting (pistols, rifle, archery)	420	9	1	0
Swimming, diving, snorkeling	421	30	1	9
Surfing, water-skiing	422	2	0	1
Snow-sports (skiing, snowboarding, cross-country-skiing, snow-biking, bobsleigh, toboggan)	423	5	0	1
Boxing	425	0	9	12
Wrestling	426	0	7	12
Other sport	499	9	0	3
DON'T KNOW	998	4	2	2
NA	999	1	2	432

Games Classification (GAME)

	Punch	GAME
Backgammon	1	8
Checkers	2	10
Chess	3	16
Go	4	190
Other board games (e.g. Monopoly, Scrabble)	5	305
Card games (e.g. bridge, rummy, patience, solitaire)	6	26
Dominoes	7	5
Mah-jongg	8	7
Jigsaw puzzles	9	45
Word or number games (e.g. crosswords, sudoku)	10	171
Video games, computer games, Play Station, pinball, etc	11	19
Gambling games (e.g. casino games, slot machine, lottery, sports betting)	12	78
Other games	13	880
DON'T KNOW	98	1
No Answer	99	2
Not Applicable	IAP	1117

Selected GSS Panel Bibliography

- Alwin, Duane. (2013). *Preliminary evidence in support of the reliability of measurement in the General Social Survey*. Paper presented at the GSS Panel Workshop, Chicago.
- An, Weihua, & Winship, Christopher. (2017). Causal Inference in Panel Data with Application to Estimating Race-Of-Interviewer Effects in the General Social Survey. *Sociological Methods & Research*, 46(1), 68-102. doi: 10.1177/0049124115600614
- Armenia, Amy B., & Troia, Bailey. (2017). Evolving Opinions: Evidence on Marriage Equality Attitudes from Panel Data. *Social Science Quarterly*, 98(1), 185-195. doi: 10.1111/ssqu.12312
- Brooks, Clem, & Manza, Jeff. (2013). A Broken Public? Americans' Responses to the Great Recession. *American Sociological Review*, 78, 727-748.
- Gries, Peter Hays. (2017). Does Ideology Matter? *Social Science Quarterly*, 98(1), 132-143. doi: 10.1111/ssqu.12276
- Halpern-Manners, Andrew, Warren, John Robert, & Torche, Florencia. (2017). Panel Conditioning in the General Social Survey. *Sociological Methods & Research*, 46(1), 103-124.
- Hout, Michael. (2017). Models for Three-Wave Panel Data. *Sociological Methods & Research*, 46(1), 41-43. doi: 10.1177/0049124116683748
- Hout, Michael, & Hastings, Orestes P. (2012). Reliability and Stability Estimates for the GSS Core Items from the Three-Wave Panels 2006-2010 *GSS Methodology Reports*.
- Hout, Michael, & Hastings, Orestes P. (2013). *The social recession: The personal and national consequences of the Great Recession, 2006-2010*. Paper presented at the GSS Panel Workshop, Chicago.
- Jensen, Micah Kent. (2014). *Public Opinion Gender Gaps Among Sexual Minorities*. Paper presented at the APSA Annual Conference 2014, Washington, D.C.
- Perry, Samuel, & Schleifer, Cyrus. (2016). *Till Porn Do Us Part? Longitudinal Effects of Pornography Use on Marriage Outcomes*. Paper presented at the Annual Meeting of the American Sociological Association, Seattle.
- Schleifer, Cyrus, & Chaves, Mark. (2014). Family Formation and Religious Service Attendance Untangling Marital and Parental Effects. *Sociological Methods & Research*, 46(1), 125-152.
- Schleifer, Cyrus, & Chaves, Mark. (2014). *Family Formation and Religious Service Attendance Untangling Marital and Parental Effects*. Paper presented at the GSS Panel Workshop, Chicago.
- Smith, Tom W. (2009). An Analysis of Computer Assisted Recorded Interviews (CARI) on the 2008 General Social Survey *GSS Methodology Reports*.
- Smith, Tom W. (2013). *The GSS Panels from 2006 to 2016: An Overview*. Paper presented at the GSS Panel Workshop, Chicago.
- Vaisey, Stephen, & Miles, Andrew. (2012). What You Can—and Can't—Do with Three-Wave Panel Data. *Sociological Methods & Research*, 46(1), 44-67. doi: 10.1177/0049124114526376
- Vaisey, Steve, & Miles, Andrew. (2013). *What you can - and can't - do with three-wave panel data*. Paper presented at the GSS Panel Workshop, Chicago.
- Warren, John Robert, & Halpern-Manners, Andrew. (2013). *Panel conditioning in the GSS panels*. Paper presented at the GSS Panel Workshop, Chicago.
- Winship, Christopher, & An, Weihua. (2013). *Race-of-interviewer effects in the General Social Survey*. Paper presented at the GSS Panel Workshop, Chicago.
- Wright, Paul J, Tokunaga, R.S., & Bae, Soyung. (2014). Pornography Consumption and US Adults' Attitudes toward Gay Individuals' Civil Liberties, Moral Judgments of Homosexuality, and Support for Same-Sex Marriage: Mediating and Moderating Factors. *Communication Monographs* 81(1), 79-107. doi: 10.1080/03637751.2013.871048

Panel Module Identification

As early as 1977, the General Social Survey began to conceive of batteries of questions as modules, questions designed around a single purpose or a fixed sequence. These modules form the basis of the GSS outside of the replicating core, a standard set of questions asked regularly. Since 2006, the GSS solicited new modules from researchers and scientists for inclusion in one or more years of the survey. Some modules are asked only once, some over a 10-year timeframe, and some modules are asked every year. The GSS treats International Social Survey Programme annual surveys as topically equivalent GSS years. Because the variable is the primary unit of analysis in the GSS, a variable can belong to multiple modules. With rare exceptions, only one module in a given year, and variables are only asked once in the questionnaire. When questions need to be duplicated (in ISSP protocol question order is fixed), they are typically given new variable names.

In 2006 the GSS started a transition from a replicating cross-sectional design to a design that uses rotating panels. In 2008, there were two complete cross-sections and the first reinterviews with eligible respondents from the 2006 GSS. In 2010 the new design was fully implemented. There were two cross-sections, the first reinterviews of the 2008 GSS respondents, and the second and final reinterviews of the 2006 GSS respondents. This three-wave design was also used in 2012. Each GSS in 2006-2010 thus started a new 4-year/3-wave panel, which was completed four years later (2006-08-2010-12-14). Each panel is referred to by the year it began (2006, 2008, 2010). Outside of the replicating core, the panel reinterviews were given questions that were not included on the respective cross-section interviews, so that more questions could be included within each year of the GSS. Panels share modules in common with the cross-section, such as Science Knowledge.

The following table shows two distinct pieces of information. Firstly, it identifies which variables can be found in which GSS Panels. Active Core variables in 2006-2010, as well as variables for modules specific to the rotating panel (2006-2014) appear in their respective panel datafiles. Please note that each panel datafile contains a single year of valid cross-section data as well, replicating the year where the panel began. There are a number of modules that are totally unique to the panel datafiles, as well as several variables that were panel-only experiments. The 2006 panel includes Age, the Boards Module of single questions, and ISSP Sport and Leisure. The 2008 panel includes Religion III, Intergroup Relations, Genes, Job Referrals, Global Warming, and Immigration. The 2010 panel includes Number Known II, Scripture, Identity, Social Isolation, Wealth, Business, and ISSP Health and Healthcare.

Second, the table shows which variables can be found in which modules. The majority of variables are found in only one module. Variables are typically shown with the first module that they are associated with in the codebook, which replicates question order from the module. For their position within other listed modules, please consult the CAPI or hardcopy questionnaire available at <http://gss.norc.org/Get-Documentation/questionnaires>

Some modules have Roman numerals after their names. Roman numerals indicate that modules are conceptually similar, but do not duplicate new questions. For example, Mental Health I-III all deal with various vignettes and questions about health states and medication. However, Mental Health I and II have no variables in common, while Mental Health III borrows from both previous modules. This naming convention helps illustrate that sort of relationship.

In the context of modules, Core refers to both the GSS' standard replicating core, as well as all questions asked before 1985, and a few asked after. These pseudo-core variables may be organized into modules where appropriate in the codebook, and this document will be updated accordingly. This document will be updated as variables are included in new modules, including adding new module columns if necessary.

Varname	2006 Panel	2008 Panel	2010 Panel	Module	Module II	Module III
ID	X	X	X	Core		
WRKSTAT	X	X	X	Core		
HRS1	X	X	X	Core		
HRS2	X	X	X	Core		
EVWORK	X	X	X	Core		
WRKSLF	X	X	X	Core		
WRKGOVT	X	X	X	Core		
OCC80	X	X	X	Core		
PRESTG80	X	X	X	Core		
INDUS80	X	X	X	Core		
INDUS07	X		X	Core		
OCC10	X	X	X	Core		
PRESTG10	X	X	X	Core		
PRESTG105PLUS	X	X	X	Core		
INDUS10	X	X	X	Core		
MARITAL	X	X	X	Core		
DIVORCE	X	X	X	Core		
WIDOWED	X	X	X	Core		
SPWRKSTA	X	X	X	Core		
SPHRS1	X	X	X	Core		
SPHRS2	X	X	X	Core		
SPEVWORK	X	X	X	Core		
SPWRKSLF	X	X	X	Core		
SPOCC80	X	X	X	Core		
SPPRES80	X	X	X	Core		
SPIND80	X	X	X	Core		
SPOCC10	X	X	X	Core		
SPPRES10	X	X	X	Core		
SPPRES105PLUS	X	X	X	Core		

Varname	2006 Panel	2008 Panel	2010 Panel	Module	Module II	Module III
SPIND10	X	X	X	Core		
PAWRKSLF	X	X	X	Core		
PAOCC80	X	X	X	Core		
PAPRES80	X	X	X	Core		
PAIND80	X	X	X	Core		
PAOCC10	X	X	X	Core		
PAPRES10	X	X	X	Core		
PAPRES105PLUS	X	X	X	Core		
PAIN10	X	X	X	Core		
MAOCC80	X	X	X	Core		
MAPRES80	X	X	X	Core		
MAWRKSLF	X	X	X	Core		
MAIND80	X	X	X	Core		
MAOCC10	X	X	X	Core		
MAPRES10	X	X	X	Core		
MAPRES105PLUS	X	X	X	Core		
MAIND10	X	X	X	Core		
SIBS	X	X	X	Core		
CHILDS	X	X	X	Core		
AGE	X	X	X	Core		
AGEKDBRN	X	X	X	Core		
EDUC	X	X	X	Core		
PAEDUC	X	X	X	Core		
MAEDUC	X	X	X	Core		
SPEDUC	X	X	X	Core		
DEGREE	X	X	X	Core		
PADEG	X	X	X	Core		
MADEG	X	X	X	Core		

Varname	2006 Panel	2008 Panel	2010 Panel	Module	Module II	Module III
SPDEG	X	X	X	Core		
SEX	X	X	X	Core		
RACE	X	X	X	Core		
RES16	X	X	X	Core		
REG16	X	X	X	Core		
MOBILE16	X	X	X	Core		
FAMILY16	X	X	X	Core		
FAMDIF16	X	X	X	Core		
MAWRKGRW	X	X	X	Core		
INCOM16	X	X	X	Core		
BORN	X	X	X	Core		
PARBORN	X	X	X	Core		
GRANBORN	X	X	X	Core		
HOMPOP	X	X	X	Core		
BABIES	X	X	X	Core		
PRETEEN	X	X	X	Core		
TEENS	X	X	X	Core		
ADULTS	X	X	X	Core		
UNRELAT	X	X	X	Core		
EARNRS	X	X	X	Core		
INCOME	X	X	X	Core		
RINCOME	X	X	X	Core		
INCOME06	X	X	X	Core		
RINCOM06	X	X	X	Core		
REGION	X	X	X	Core		
XNORCSIZ	X	X	X	Core		
SRCBELT	X	X	X	Core		
SIZE	X	X	X	Core		
PARTYID	X	X	X	Core		
VOTE00	X			Core		

Vарname	2006 Panel	2008 Panel	2010 Panel	Module	Module II	Module III
PRES00	X			Core		
IF00WHO	X			Core		
VOTE04	X	X	X	Core		
PRES04	X	X	X	Core		
IF04WHO	X	X	X	Core		
VOTE08	X	X	X	Core		
PRES08	X	X	X	Core		
IF08WHO	X	X	X	Core		
POLVIEWS	X	X	X	Core		
NATSPAC	X	X	X	Core		
NATENVIR	X	X	X	Core		
NATHEAL	X	X	X	Core		
NATCITY	X	X	X	Core		
NATCRIME	X	X	X	Core		
NATDRUG	X	X	X	Core		
NATEDUC	X	X	X	Core		
NATRACE	X	X	X	Core		
NATARMS	X	X	X	Core		
NATAID	X	X	X	Core		
NATFARE	X	X	X	Core		
NATROAD	X	X	X	Core		
NATSOC	X	X	X	Core		
NATMASS	X	X	X	Core		
NATPARK	X	X	X	Core		
NATCHLD	X	X	X	Core		
NATSCI	X	X	X	Core		
NATENRGY			X	Core		
NATSPACY	X	X	X	Core		
NATENVII	X	X	X	Core		
NATHEALY	X	X	X	Core		

Varname	2006 Panel	2008 Panel	2010 Panel	Module	Module II	Module III
NATCITYY	X	X	X	Core		
NATCRIMY	X	X	X	Core		
NATDRUGY	X	X	X	Core		
NATEDUCY	X	X	X	Core		
NATRACEY	X	X	X	Core		
NATARMSY	X	X	X	Core		
NATAIDY	X	X	X	Core		
NATFAREY	X	X	X	Core		
EQWLTH	X	X	X	Core		
TAX	X	X	X	Core		
SPKATH	X	X	X	Core		
COLATH	X	X	X	Core		
LIBATH	X	X	X	Core		
SPKRAC	X	X	X	Core		
COLRAC	X	X	X	Core		
LIBRAC	X	X	X	Core		
SPKCOM	X	X	X	Core		
COLCOM	X	X	X	Core		
LIBCOM	X	X	X	Core		
SPKMIL	X	X	X	Core		
COLMIL	X	X	X	Core		
LIBMIL	X	X	X	Core		
SPKHOMO	X	X	X	Core		
COLHOMO	X	X	X	Core		
LIBHOMO	X	X	X	Core		
SPKMSLM		X	X	Core		
COLMSLM		X	X	Core		
LIBMSLM		X	X	Core		
CAPPUN	X	X	X	Core		
GUNLAW	X	X	X	Core		

Varname	2006 Panel	2008 Panel	2010 Panel	Module	Module II	Module III
COURTS	X	X	X	Core		
GRASS	X	X	X	Core		
RELIG	X	X	X	Core		
DENOM	X	X	X	Core		
OTHER	X	X	X	Core		
OTHJEW	X	X	X	Core		
JEW	X	X	X	Core		
JEWAJ			X	Core		
FUND	X	X	X	Core		
ATTEND	X	X	X	Core		
RELITEN	X	X	X	Core		
RELITENA			X	Core		
POSTLIFE	X	X	X	Core		
PRAY	X	X	X	Core		
MAPA		X		Core		
MASTERSP		X		Core		
JUDGELUV		X		Core		
FRNDKING		X		Core		
POPESPKS	X	X	X	Core		
RELIG16	X	X	X	Core		
DENOM16	X	X	X	Core		
OTH16	X	X	X	Core		
OTHJEW16	X	X	X	Core		
JEW16	X	X	X	Core		
JEW16AJ			X	Jewish Identity		
FUND16	X	X	X	Core		
SPREL	X	X	X	Core		
SPDEN	X	X	X	Core		
SPOTHER	X	X	X	Core		
SPOTHJEW	X	X	X	Core		

Varname	2006 Panel	2008 Panel	2010 Panel	Module	Module II	Module III
SPJEW	X	X	X	Core		
SPJEWAJ			X	Jewish Identity		
SPFUND	X	X	X	Core		
SPREL16			X	Core	Jewish Identity	
SPJEW16	X	X	X	Core	Jewish Identity	
PRAYER	X	X	X	Core		
BIBLE	X	X	X	Core		
RACOPEN	X	X	X	Core		
RACLIVE	X	X	X	Core		
RACPRES		X	X	Core		
RACCARE		X		Core		
AFFRMACT	X	X	X	Core		
WRKWAYUP	X	X	X	Core		
CLOSEBLK	X	X	X	Core		
CLOSEWHT	X	X	X	Core		
HAPPY	X	X	X	Core		
HAPMAR	X	X	X	Core		
HAPCOHAB		X	X	Core		
HEALTH	X	X	X	Core		
HEALTH1	X		X	Core	Quality of Working Life	
LIFE	X	X	X	Core		
HELPFUL	X	X	X	Core		
FAIR	X	X	X	Core		
TRUST	X	X	X	Core		
CONFINAN	X	X	X	Core		
CONBUS	X	X	X	Core		
CONCLERG	X	X	X	Core		
CONEDUC	X	X	X	Core		
CONFED	X	X	X	Core		
CONLABOR	X	X	X	Core		

Varname	2006 Panel	2008 Panel	2010 Panel	Module	Module II	Module III
CONPRESS	X	X	X	Core		
CONMEDIC	X	X	X	Core		
CONTV	X	X	X	Core		
CONJUDGE	X	X	X	Core		
CONSCI	X	X	X	Core		
CONLEGIS	X	X	X	Core		
CONARMY	X	X	X	Core		
OBEY	X	X	X	Core		
POPULAR	X	X	X	Core		
THNKSELF	X	X	X	Core		
WORKHARD	X	X	X	Core		
HELPOTH	X	X	X	Core		
SOCREL	X	X	X	Core		
SOCOMMUN	X	X	X	Core		
SOCFRIEND	X	X	X	Core		
SOCBAR	X	X	X	Core		
AGED	X	X	X	Core		
WEEKSWRK	X	X	X	Core		
PARTFULL	X	X	X	Core		
JOBLOSE	X	X	X	Core		
JOBFIND	X	X	X	Core		
SATJOB	X	X	X	Core		
RICHWORK	X	X	X	Core		
CLASS	X	X	X	Core		
RANK	X	X	X	Core		
SATFIN	X	X	X	Core		
FINALTER	X	X	X	Core		
FINRELA	X	X	X	Core		
WKSUB	X	X	X	Core		
WKSUBS	X	X	X	Core		

Varname	2006 Panel	2008 Panel	2010 Panel	Module	Module II	Module III
WKSUP	X	X	X	Core		
WKSUPS	X	X	X	Core		
UNEMP	X	X	X	Core		
UNION	X	X	X	Core		
GETAHEAD	X	X	X	Core		
PARSOL	X	X	X	Core		
KIDSSOL	X	X	X	Core		
FEPRES		X	X	Core		
FEPOL	X	X	X	Core		
FEIMP		X		Core	Gender II	
ABDEFECT	X	X	X	Core		
ABNOMORE	X	X	X	Core		
ABHLTH	X	X	X	Core		
ABPOOR	X	X	X	Core		
ABRAPE	X	X	X	Core		
ABSINGLE	X	X	X	Core		
ABANY	X	X	X	Core		
CHLDIDEL	X	X	X	Core		
PILLOK	X	X	X	Core		
SEXEDUC	X	X	X	Core		
DIVLAW	X	X	X	Core		
PREMARSX	X	X	X	Core		
TEENSEX	X	X	X	Core		
XMARSEX	X	X	X	Core		
HOMOSEX	X	X	X	Core		
HOMOCHNG		X		Core		
PORNLAW	X	X	X	Core		
XMOVIE	X	X	X	Core		
SPANKING	X	X	X	Core		
LETDIE1	X	X	X	Core		

Varname	2006 Panel	2008 Panel	2010 Panel	Module	Module II	Module III
SUICIDE1	X	X	X	Core		
SUICIDE2	X	X	X	Core		
SUICIDE3	X	X	X	Core		
SUICIDE4	X	X	X	Core		
POLHITOK	X	X	X	Core		
POLABUSE	X	X	X	Core		
POLMURDR	X	X	X	Core		
POLESCAP	X	X	X	Core		
POLATTAK	X	X	X	Core		
FEAR	X	X	X	Core		
OWNGUN	X	X	X	Core		
PISTOL	X	X	X	Core		
SHOTGUN	X	X	X	Core		
RIFLE	X	X	X	Core		
ROWNGUN	X	X	X	Core		
HUNT	X	X	X	Core		
NEWS	X	X	X	Core		
TVHOURS	X	X	X	Core		
PHONE	X	X	X	Core		
COOP	X	X	X	Core		
COMPREND	X	X	X	Core		
FORM	X	X	X	Core		
FECHLD	X	X	X	Core		
FEPRESCH	X	X	X	Core		
FEFAM	X	X	X	Core		
RACDIF1	X	X	X	Core		
RACDIF2	X	X	X	Core		
RACDIF3	X	X	X	Core		
RACDIF4	X	X	X	Core		
RACDIF5		X	X	Core		

Varname	2006 Panel	2008 Panel	2010 Panel	Module	Module II	Module III
RACDIFY		X	X	Core		
RUSHED		X		Core	Gender II	
VETFAM		X	X	Core		
VETFAMNW		X		Core		
HELPPOR	X	X	X	Core		
HELPNOT	X	X	X	Core		
HELPSICK	X	X	X	Core		
HELPBLK	X	X	X	Core		
RACWORK	X	X	X	Core	Intergroup Relations	
DISCAFF	X	X	X	Core	Intergroup Relations	Multiculturalism
FEJOBFAFF	X	X	X	Core		
DISCAFFM	X	X	X	Core		
DISCAFFW	X	X	X	Core		
FEHIRE	X	X	X	Core		
MEOVRWRK	X	X	X	Core		
SPRTPRSN	X	X	X	Core		
RELEXP	X	X	X	Core		
RELPERSN	X	X	X	Core		
OTHLANG	X	X	X	Core	Multi-Ethnic United States	
OTHLANG1	X	X	X	Core	Multi-Ethnic United States	
OTHLANG2	X	X	X	Core	Multi-Ethnic United States	
SPKLANG	X	X	X	Core	Multi-Ethnic United States	
OTHHOME	X			Core	Multi-Ethnic United States	
BETRLANG	X	X	X	Core	Multi-Ethnic United States	
SPKLANGW	X			Core	Multi-Ethnic United States	
COMPUSE			X	Core	Information Society	
WEBMOB			X	Core	Information Society	
EMAILMIN			X	Core	Information Society	
EMAILHR			X	Core	Information Society	
USEWWW			X	Core	Information Society	

Varname	2006 Panel	2008 Panel	2010 Panel	Module	Module II	Module III
WWWMIN	X		X	Core	Information Society	
WWWHR	X		X	Core	Information Society	
NUMEMPS	X	X	X	Core		
RATETONE		X	X	Core		
POSSLQ	X	X	X	Core		
GOODLIFE	X	X	X	Core		
MARHOMO	X	X	X	Core		
LOCALNUM	X	X	X	Core		
LETIN1	X	X	X	Core		
RELACTIV	X	X	X	Core	ISSP Religion	
CANTRUST		X		Core	ISSP Religion	
RELLIFE	X	X	X	Core		
RELEXPER	X	X	X	Core	ISSP Religion	
OWNGUN1			X	Core		
NUMGIVEN	X			Social Networks/Groups		
SEX1	X			Social Networks/Groups		
SEX2	X			Social Networks/Groups		
SEX3	X			Social Networks/Groups		
SEX4	X			Social Networks/Groups		
SEX5	X			Social Networks/Groups		
RACE1	X			Social Networks/Groups		
RACE2	X			Social Networks/Groups		
RACE3	X			Social Networks/Groups		
RACE4	X			Social Networks/Groups		
RACE5	X			Social Networks/Groups		
SPOUSE1	X			Social Networks/Groups		
SPOUSE2	X			Social Networks/Groups		
SPOUSE3	X			Social Networks/Groups		
SPOUSE4	X			Social Networks/Groups		
SPOUSE5	X			Social Networks/Groups		

Varname	2006 Panel	2008 Panel	2010 Panel	Module	Module II	Module III
PARENT1	X			Social Networks/Groups		
PARENT2	X			Social Networks/Groups		
PARENT3	X			Social Networks/Groups		
PARENT4	X			Social Networks/Groups		
PARENT5	X			Social Networks/Groups		
SIBLING1	X			Social Networks/Groups		
SIBLING2	X			Social Networks/Groups		
SIBLING3	X			Social Networks/Groups		
SIBLING4	X			Social Networks/Groups		
SIBLING5	X			Social Networks/Groups		
CHILD1	X			Social Networks/Groups		
CHILD2	X			Social Networks/Groups		
CHILD3	X			Social Networks/Groups		
CHILD4	X			Social Networks/Groups		
CHILD5	X			Social Networks/Groups		
OTHFAM1	X			Social Networks/Groups		
OTHFAM2	X			Social Networks/Groups		
OTHFAM3	X			Social Networks/Groups		
OTHFAM4	X			Social Networks/Groups		
OTHFAM5	X			Social Networks/Groups		
COWORK1	X			Social Networks/Groups		
COWORK2	X			Social Networks/Groups		
COWORK3	X			Social Networks/Groups		
COWORK4	X			Social Networks/Groups		
COWORK5	X			Social Networks/Groups		
MEMGRP1	X			Social Networks/Groups		
MEMGRP2	X			Social Networks/Groups		
MEMGRP3	X			Social Networks/Groups		
MEMGRP4	X			Social Networks/Groups		
MEMGRP5	X			Social Networks/Groups		

Varname	2006 Panel	2008 Panel	2010 Panel	Module	Module II	Module III
NEIGHBR1	X			Social Networks/Groups		
NEIGHBR2	X			Social Networks/Groups		
NEIGHBR3	X			Social Networks/Groups		
NEIGHBR4	X			Social Networks/Groups		
NEIGHBR5	X			Social Networks/Groups		
FRIEND1	X			Social Networks/Groups		
FRIEND2	X			Social Networks/Groups		
FRIEND3	X			Social Networks/Groups		
FRIEND4	X			Social Networks/Groups		
FRIEND5	X			Social Networks/Groups		
ADVISOR1	X			Social Networks/Groups		
ADVISOR2	X			Social Networks/Groups		
ADVISOR3	X			Social Networks/Groups		
ADVISOR4	X			Social Networks/Groups		
ADVISOR5	X			Social Networks/Groups		
OTHER1	X			Social Networks/Groups		
OTHER2	X			Social Networks/Groups		
OTHER3	X			Social Networks/Groups		
OTHER4	X			Social Networks/Groups		
OTHER5	X			Social Networks/Groups		
MEMFRAT	X			Socio-political participation		
MEMSERV	X			Socio-political participation		
MEMVET	X			Socio-political participation		
MEMPOLIT	X			Socio-political participation		
MEMUNION	X			Socio-political participation		
MEMSPORT	X			Socio-political participation		
MEMYOUTH	X			Socio-political participation		
MEMSCHL	X			Socio-political participation		
MEMHOBBY	X			Socio-political participation		
MEMGREEK	X			Socio-political participation		

Varname	2006 Panel	2008 Panel	2010 Panel	Module	Module II	Module III
MEMNAT	X			Socio-political participation		
MEMFARM	X			Socio-political participation		
MEMLIT	X			Socio-political participation		
MEMPROF	X			Socio-political participation		
MEMCHURH	X			Socio-political participation		
MEMOTHER	X			Socio-political participation		
LOCPROB			X	Socio-political participation		
SWAYVOTE			X	Socio-political participation		
POLRALLY			X	Socio-political participation		
LOCLOBBY			X	Socio-political participation		
LOCVOTE			X	Socio-political participation		
ACTIVISM			X	Socio-political participation		
INTLPOL			X	Socio-political participation		
MARELIG	X	X	X	Religion		
MAJEW	X	X	X	Religion		
PARELIG	X	X	X	Religion		
PAJEW	X	X	X	Religion		
GOD	X	X	X	Religion		
REBORN	X	X	X	Religion		
SAVESOUL	X	X	X	Religion		
PUNSIN	X	X	X	Religion		
BLKWHITE	X	X	X	Religion		
ROTAPPLE	X	X	X	Religion		
PERMORAL	X	X	X	Religion		
RELNEG	X	X	X	Religion		
DIRHELP		X		Religion III		
DONATE		X		Religion III		
GODVIEW		X		Religion III		
WLTHWHTS	X	X	X	Intergroup Relations		
WLTHBLKS	X	X	X	Intergroup Relations		

Varname	2006 Panel	2008 Panel	2010 Panel	Module	Module II	Module III
WLTHHSPS		X	X	Intergroup Relations		
WORKWHTS	X	X	X	Intergroup Relations		
WORKBLKS	X	X	X	Intergroup Relations		
WORKHSPS		X	X	Intergroup Relations		
INTLWHTS	X	X	X	Intergroup Relations		
INTLBLKS	X	X	X	Intergroup Relations		
INTLHSPS		X	X	Intergroup Relations		
LIVEBLKS	X	X	X	Intergroup Relations		
LIVEWHTS	X	X	X	Intergroup Relations		
MARBLK	X	X	X	Intergroup Relations		
MARASIAN	X	X	X	Intergroup Relations		
MARHISP	X	X	X	Intergroup Relations		
MARWHT	X	X	X	Intergroup Relations		
POVSCHS		X		Intergroup Relations		
POVCOL		X		Intergroup Relations		
BLKSCHS		X		Intergroup Relations		
BLKCOL		X		Intergroup Relations		
HSPJOBS		X		Intergroup Relations		
BLKJOBS		X		Intergroup Relations		
HSPHOUSE		X		Intergroup Relations		
BLKHOUSE		X		Intergroup Relations		
COLBLIND		X		Intergroup Relations		
ETHIDIMP		X		Intergroup Relations		
ETHVSRAC		X		Intergroup Relations		
HISPCOL		X		Intergroup Relations		
HISPFAM		X		Intergroup Relations		
HISPSCHS		X		Intergroup Relations		
NORACISM		X		Intergroup Relations		
PACFAM		X		Intergroup Relations		
RACEXCUS		X		Intergroup Relations		

Varname	2006 Panel	2008 Panel	2010 Panel	Module	Module II	Module III
RACIDIMP		X		Intergroup Relations		
RACNOBIZ		X		Intergroup Relations		
RACRESNT		X		Intergroup Relations		
RACTIRED		X		Intergroup Relations		
WHTADVNT		X		Intergroup Relations		
WHTFAM		X		Intergroup Relations		
AMINDFAM		X		Intergroup Relations		
ASNFAM		X		Intergroup Relations		
BLKFAM		X		Intergroup Relations		
MAYRBORN	X			Age		
MAYRDIED	X			Age		
PAYRBORN	X			Age		
PAYRDIED	X			Age		
UNDOCWRK		X		Immigration/Spouse		
UNDOCCOL		X		Immigration/Spouse		
UNDOCKID		X		Immigration/Spouse		
SEXHAR		X		Gender II		
BALWKFAM		X		Gender II		
REFMORWK		X		Gender II		
WORKLESS		X		Gender II		
NOATHOME		X		Gender II		
NOHMEWRK		X		Gender II		
FEMINIST		X		Gender II		
INEQUAL3		X		Markets	ISSP Social Inequality	
INEQUAL5		X		Markets	ISSP Social Inequality	
INCGAP		X	X	Markets	ISSP Social Inequality	Business
PROBFIX1	X			Mental Health III		
PROBFIX2	X			Mental Health III		
PROBFIX3	X			Mental Health III		
PROBHLP1	X			Mental Health III		

Varname	2006 Panel	2008 Panel	2010 Panel	Module	Module II	Module III
PROBHLP2	X			Mental Health III		
PROBHLP3	X			Mental Health III		
VIGVERSN	X			Mental Health III		
SERIOUSP	X			Mental Health III		
CHARACTR	X			Mental Health III		
IMBALNCE	X			Mental Health III		
WAYRAISE	X			Mental Health III		
STRESSES	X			Mental Health III		
GENETICS	X			Mental Health III		
GODSWILL	X			Mental Health III		
UPSDOWNS	X			Mental Health III		
BREAKDWN	X			Mental Health III		
MENTLILL	X			Mental Health III		
PHYSILL	X			Mental Health III		
VIGLABEL	X			Mental Health III		
DECTREAT	X			Mental Health III		
DECMONEY	X			Mental Health III		
IMPRVOWN	X			Mental Health III		
IMPRVTRT	X			Mental Health III		
VIGNEI	X			Mental Health III		
VIGSOC	X			Mental Health III		
VIGFRND	X			Mental Health III		
VIGWORK	X			Mental Health III		
VIGGRP	X			Mental Health III		
VIGMAR	X			Mental Health III		
HURTOOTH	X			Mental Health III		
HURTSELF	X			Mental Health III		
TLKFAM	X			Mental Health III		
TLKCLRGY	X			Mental Health III		
MEDDOC	X			Mental Health III		

Varname	2006 Panel	2008 Panel	2010 Panel	Module	Module II	Module III
MENTLDOC	X			Mental Health III		
MENTLOTH	X			Mental Health III		
SPHEALER	X			Mental Health III		
SELFHELP	X			Mental Health III		
OTCMED	X			Mental Health III		
RXMED	X			Mental Health III		
MENTLHOS	X			Mental Health III		
ORTLKFM	X			Mental Health III		
ORTLKCLR	X			Mental Health III		
ORMEDDOC	X			Mental Health III		
ORMNTLDC	X			Mental Health III		
ORMNTLOT	X			Mental Health III		
ORHEALER	X			Mental Health III		
ORSLFHLP	X			Mental Health III		
OROTCMED	X			Mental Health III		
ORRXMED	X			Mental Health III		
ORMNTLHS	X			Mental Health III		
MUSTDOC	X			Mental Health III		
MUSTMED	X			Mental Health III		
MUSTHOSP	X			Mental Health III		
DANGRSLF	X			Mental Health III		
DANGROTH	X			Mental Health III		
MEDCARE1	X			Mental Health III		
MEDCARE2	X			Mental Health III		
SPMENTL	X			Mental Health III		
GOVMENTL	X			Mental Health III		
PSYCMED1	X			Mental Health III		
PSYCMED3	X			Mental Health III		
PSYCMED4	X			Mental Health III		
PSYCMED5	X			Mental Health III		

Varname	2006 Panel	2008 Panel	2010 Panel	Module	Module II	Module III
PSYCMED6	X			Mental Health III		
PSYCMED7	X			Mental Health III		
USEPSYC1	X			Mental Health III		
USEPSYC2	X			Mental Health III		
USEPSYC3	X			Mental Health III		
USEPSYC4	X			Mental Health III		
DOC15	X			Mental Health III		
DOC16	X			Mental Health III		
DOC18	X			Mental Health III		
DOC19	X			Mental Health III		
DOC20	X			Mental Health III		
PROZAC	X			Mental Health III		
USEDPROZ	X			Mental Health III		
KNWNPROZ	X			Mental Health III		
PROZFOR1	X			Mental Health III		
PROZFOR2	X			Mental Health III		
PROZFOR3	X			Mental Health III		
PROZ1	X			Mental Health III		
PROZ3	X			Mental Health III		
PROZ4	X			Mental Health III		
PROZ5	X			Mental Health III		
PROZ6	X			Mental Health III		
PROZ7	X			Mental Health III		
PROZ8	X			Mental Health III		
PROZ9	X			Mental Health III		
PROZSLF1	X			Mental Health III		
PROZSLF2	X			Mental Health III		
PROZSLF3	X			Mental Health III		
PROZSLF4	X			Mental Health III		
GETLANG	X			Multi-Ethnic United States		

Varname	2006 Panel	2008 Panel	2010 Panel	Module	Module II	Module III
HSWHT		X		Multi-Ethnic United States		
HSETH		X		Multi-Ethnic United States		
WRKTYPE		X	X	Quality of Working Life		
YEARSJOB		X	X	Quality of Working Life		
WAYPAID		X	X	Quality of Working Life		
WRKSCHEM		X	X	Quality of Working Life		
MOREDAYS		X	X	Quality of Working Life		
MUSTWORK		X	X	Quality of Working Life		
CHNGTME	X			Quality of Working Life		
WRKHOME		X	X	Quality of Working Life		
WHYWKHME		X	X	Quality of Working Life		
FAMWKOFF		X	X	Quality of Working Life		
WKVSFAM		X	X	Quality of Working Life		
FAMVSWK		X	X	Quality of Working Life		
HRSRELAX		X	X	Quality of Working Life		
SECONDWK		X	X	Quality of Working Life		
LEARNNEW		X	X	Quality of Working Life		
WORKFAST		X	X	Quality of Working Life		
WORKDIFF		X	X	Quality of Working Life		
LOTOFSAY	X			Quality of Working Life		
WKTOPSAT	X			Quality of Working Life		
OVERWORK		X	X	Quality of Working Life		
KNOWWHAT		X	X	Quality of Working Life		
MYSKILLS		X	X	Quality of Working Life		
RESPECT		X	X	Quality of Working Life		
TRUSTMAN		X	X	Quality of Working Life		
SAFETYWK		X	X	Quality of Working Life		
SAFEFRST		X	X	Quality of Working Life		
TEAMSAFE		X	X	Quality of Working Life		
SAFEHLTH		X	X	Quality of Working Life		

Varname	2006 Panel	2008 Panel	2010 Panel	Module	Module II	Module III
PROUDEMP		X	X	Quality of Working Life		
PRODUCTIV		X	X	Quality of Working Life		
WKSMOOTH		X	X	Quality of Working Life		
TRDUNION		X	X	Quality of Working Life		
PARTTEAM		X	X	Quality of Working Life		
WKDECIDE		X	X	Quality of Working Life		
SETTHNGS	X			Quality of Working Life		
TOOFEWWK		X	X	Quality of Working Life		
PROMTEOK		X	X	Quality of Working Life		
OPDEVEL		X	X	Quality of Working Life		
HLPEQUIP		X	X	Quality of Working Life		
HAVEINFO		X	X	Quality of Working Life		
WKFREEDM		X	X	Quality of Working Life		
FRINGEOK		X	X	Quality of Working Life		
SUPCARES		X	X	Quality of Working Life		
CONDEMND		X	X	Quality of Working Life		
PROMTEFR		X	X	Quality of Working Life		
COWRKINT		X	X	Quality of Working Life		
JOBSECOK		X	X	Quality of Working Life		
SUPHELP		X	X	Quality of Working Life		
WRKTIME		X	X	Quality of Working Life		
COWRKHLP		X	X	Quality of Working Life		
TRAINOPS	X			Quality of Working Life		
MANVSEMP		X	X	Quality of Working Life		
HVYLIFT		X	X	Quality of Working Life		
HANDMOVE		X	X	Quality of Working Life		
WKPRAISE		X	X	Quality of Working Life		
WKBONUS	X			Quality of Working Life		
FAIREARN		X	X	Quality of Working Life		
RINCBLLS		X	X	Quality of Working Life		

Varname	2006 Panel	2008 Panel	2010 Panel	Module	Module II	Module III
LAIDOFF		X	X	Quality of Working Life		
JOBFIND1		X	X	Quality of Working Life		
TRYNEWJB		X	X	Quality of Working Life		
WKAGEISM		X	X	Quality of Working Life		
WKRACISM		X	X	Quality of Working Life		
WKSEXISM		X	X	Quality of Working Life		
WKHARSEX		X	X	Quality of Working Life		
WKHAROTH		X	X	Quality of Working Life		
PHYSHLTH		X	X	Quality of Working Life		
MNTLHLTH		X	X	Quality of Working Life		
HLTHDAYS		X	X	Quality of Working Life		
USEDUP		X	X	Quality of Working Life		
BACKPAIN		X	X	Quality of Working Life		
PAINARMS		X	X	Quality of Working Life		
HURTATWK		X	X	Quality of Working Life		
SPVTRFAIR			X	Quality of Working Life		
STRREDPG			X	Quality of Working Life		
PHYEFFRT			X	Quality of Working Life		
SLPPRBLM			X	Quality of Working Life		
SATJOB1		X	X	Quality of Working Life		
STRESS	X		X	Quality of Working Life		
WORKFOR		X	X	Employee Compensation	Shared Capitalism	
WORKFOR1			X	Employee Compensation		
OWNSTOCK		X	X	Employee Compensation		
STOCKVAL		X	X	Employee Compensation		
STOCKOPS		X	X	Employee Compensation		
EXTRAPAY		X	X	Employee Compensation		
COMPPERF		X	X	Employee Compensation		
DEPTPERF		X	X	Employee Compensation		
INDPERF		X	X	Employee Compensation		

Varname	2006 Panel	2008 Panel	2010 Panel	Module	Module II	Module III
EXTRAVAL	X			Employee Compensation		
EXTRAYR		X	X	Employee Compensation		
YEARVAL		X	X	Employee Compensation		
SEECOWRK	X			Employee Compensation		
COWRKHRD	X			Employee Compensation		
TALKEMP	X			Employee Compensation		
TALKSUP	X			Employee Compensation		
DONOTHNG	X			Employee Compensation		
VOLMONTH		X		Religion III		
VALGIVEN		X		Religion III		
FININD			X	Adult Transitions		
FININD1			X	Adult Transitions		
OWNHH			X	Adult Transitions		
OWNHH1			X	Adult Transitions		
EDDONE			X	Adult Transitions		
EDDONE1			X	Adult Transitions		
FTWORK			X	Adult Transitions		
FTWORK1			X	Adult Transitions		
HAVCHLD			X	Adult Transitions		
HAVCHLD1			X	Adult Transitions		
GETMAR			X	Adult Transitions		
GETMAR1			X	Adult Transitions		
YOUADULT			X	Adult Transitions		
GODCHNGE		X		ISSP Religion		
CHURCHTX	X			Voluntary Associations/Social Networks		
INFRMGRP	X			Voluntary Associations/Social Networks		
TYPFRAT	X			Voluntary Associations/Social Networks		
TYPSERV	X			Voluntary Associations/Social Networks		
TYPVET	X			Voluntary Associations/Social Networks		
TYPPOLIT	X			Voluntary Associations/Social Networks		

Varname	2006 Panel	2008 Panel	2010 Panel	Module	Module II	Module III
TYPUNION	X			Voluntary Associations/Social Networks		
TYSPORT	X			Voluntary Associations/Social Networks		
TYPYOUTH	X			Voluntary Associations/Social Networks		
TYPSCHL	X			Voluntary Associations/Social Networks		
TYPHOBBY	X			Voluntary Associations/Social Networks		
TYPGREEK	X			Voluntary Associations/Social Networks		
TYPNAT	X			Voluntary Associations/Social Networks		
TYPFARM	X			Voluntary Associations/Social Networks		
TYPLIT	X			Voluntary Associations/Social Networks		
TYPProf	X			Voluntary Associations/Social Networks		
TYPCHURH	X			Voluntary Associations/Social Networks		
TYPOTHER	X			Voluntary Associations/Social Networks		
TYPINFRM	X			Voluntary Associations/Social Networks		
NUMFRAT	X			Voluntary Associations/Social Networks		
NUMSERV	X			Voluntary Associations/Social Networks		
NUMVET	X			Voluntary Associations/Social Networks		
NUMPOLIT	X			Voluntary Associations/Social Networks		
NUMUNION	X			Voluntary Associations/Social Networks		
NUMSPORT	X			Voluntary Associations/Social Networks		
NUMYOUTH	X			Voluntary Associations/Social Networks		
NUMSCHL	X			Voluntary Associations/Social Networks		
NUMHOBBY	X			Voluntary Associations/Social Networks		
NUMNAT	X			Voluntary Associations/Social Networks		
NUMFARM	X			Voluntary Associations/Social Networks		
NUMLIT	X			Voluntary Associations/Social Networks		
NUMProf	X			Voluntary Associations/Social Networks		
NUMCHURH	X			Voluntary Associations/Social Networks		
NUMOTHER	X			Voluntary Associations/Social Networks		
NUMINFRM	X			Voluntary Associations/Social Networks		
YRFRAT1	X			Voluntary Associations/Social Networks		

Varname	2006 Panel	2008 Panel	2010 Panel	Module	Module II	Module III
YRFRAT2	X			Voluntary Associations/Social Networks		
YRSERV1	X			Voluntary Associations/Social Networks		
YRSERV2	X			Voluntary Associations/Social Networks		
YRSERV3	X			Voluntary Associations/Social Networks		
YRVET1	X			Voluntary Associations/Social Networks		
YRVET2	X			Voluntary Associations/Social Networks		
YRVET3	X			Voluntary Associations/Social Networks		
YRPOLIT1	X			Voluntary Associations/Social Networks		
YRPOLIT2	X			Voluntary Associations/Social Networks		
YRPOLIT3	X			Voluntary Associations/Social Networks		
YRUNION1	X			Voluntary Associations/Social Networks		
YRUNION2	X			Voluntary Associations/Social Networks		
YRUNION3	X			Voluntary Associations/Social Networks		
YRSPORT1	X			Voluntary Associations/Social Networks		
YRSPORT2	X			Voluntary Associations/Social Networks		
YRSPORT3	X			Voluntary Associations/Social Networks		
YRSPORT4	X			Voluntary Associations/Social Networks		
YRYOUTH1	X			Voluntary Associations/Social Networks		
YRYOUTH2	X			Voluntary Associations/Social Networks		
YRSCHL1	X			Voluntary Associations/Social Networks		
YRSCHL2	X			Voluntary Associations/Social Networks		
YRHOBBY1	X			Voluntary Associations/Social Networks		
YRHOBBY2	X			Voluntary Associations/Social Networks		
YRGREEK1	X			Voluntary Associations/Social Networks		
YRNAT1	X			Voluntary Associations/Social Networks		
YRNAT2	X			Voluntary Associations/Social Networks		
YRNAT3	X			Voluntary Associations/Social Networks		
YRFARM1	X			Voluntary Associations/Social Networks		
YRFARM2	X			Voluntary Associations/Social Networks		
YRLIT1	X			Voluntary Associations/Social Networks		

Varname	2006 Panel	2008 Panel	2010 Panel	Module	Module II	Module III
YRLIT2	X			Voluntary Associations/Social Networks		
YRLIT3	X			Voluntary Associations/Social Networks		
YRPROF1	X			Voluntary Associations/Social Networks		
YRPROF2	X			Voluntary Associations/Social Networks		
YRPROF3	X			Voluntary Associations/Social Networks		
YRPROF4	X			Voluntary Associations/Social Networks		
YRCHURH1	X			Voluntary Associations/Social Networks		
YRCHURH2	X			Voluntary Associations/Social Networks		
YRCHURH3	X			Voluntary Associations/Social Networks		
YRCHURH4	X			Voluntary Associations/Social Networks		
YROTHER1	X			Voluntary Associations/Social Networks		
YROTHER2	X			Voluntary Associations/Social Networks		
YROTHER3	X			Voluntary Associations/Social Networks		
YRINFRM1	X			Voluntary Associations/Social Networks		
YRINFRM2	X			Voluntary Associations/Social Networks		
YRINFRM3	X			Voluntary Associations/Social Networks		
YRINFRM4	X			Voluntary Associations/Social Networks		
MTFRAT1	X			Voluntary Associations/Social Networks		
MTFRAT2	X			Voluntary Associations/Social Networks		
MTSERV1	X			Voluntary Associations/Social Networks		
MTSERV2	X			Voluntary Associations/Social Networks		
MTSERV3	X			Voluntary Associations/Social Networks		
MTVET1	X			Voluntary Associations/Social Networks		
MTVET2	X			Voluntary Associations/Social Networks		
MTVET3	X			Voluntary Associations/Social Networks		
MTPOLIT1	X			Voluntary Associations/Social Networks		
MTPOLIT2	X			Voluntary Associations/Social Networks		
MTPOLIT3	X			Voluntary Associations/Social Networks		
MTUNION1	X			Voluntary Associations/Social Networks		
MTUNION2	X			Voluntary Associations/Social Networks		

Varname	2006 Panel	2008 Panel	2010 Panel	Module	Module II	Module III
MTUNION3	X			Voluntary Associations/Social Networks		
MTSPORT1	X			Voluntary Associations/Social Networks		
MTSPORT2	X			Voluntary Associations/Social Networks		
MTSPORT3	X			Voluntary Associations/Social Networks		
MTSPORT4	X			Voluntary Associations/Social Networks		
MTYOUTH1	X			Voluntary Associations/Social Networks		
MTYOUTH2	X			Voluntary Associations/Social Networks		
MTSCHL1	X			Voluntary Associations/Social Networks		
MTSCHL2	X			Voluntary Associations/Social Networks		
MTHOBBY1	X			Voluntary Associations/Social Networks		
MTHOBBY2	X			Voluntary Associations/Social Networks		
MTGREEK1	X			Voluntary Associations/Social Networks		
MTNAT1	X			Voluntary Associations/Social Networks		
MTNAT2	X			Voluntary Associations/Social Networks		
MTNAT3	X			Voluntary Associations/Social Networks		
MTFARM1	X			Voluntary Associations/Social Networks		
MTFARM2	X			Voluntary Associations/Social Networks		
MTLIT1	X			Voluntary Associations/Social Networks		
MTLIT2	X			Voluntary Associations/Social Networks		
MTLIT3	X			Voluntary Associations/Social Networks		
MTPROF1	X			Voluntary Associations/Social Networks		
MTPROF2	X			Voluntary Associations/Social Networks		
MTPROF3	X			Voluntary Associations/Social Networks		
MTPROF4	X			Voluntary Associations/Social Networks		
MTCHURH1	X			Voluntary Associations/Social Networks		
MTCHURH2	X			Voluntary Associations/Social Networks		
MTCHURH3	X			Voluntary Associations/Social Networks		
MTCHURH4	X			Voluntary Associations/Social Networks		
MTOTHER1	X			Voluntary Associations/Social Networks		
MTOTHER2	X			Voluntary Associations/Social Networks		

Varname	2006 Panel	2008 Panel	2010 Panel	Module	Module II	Module III
MTOTHER3	X			Voluntary Associations/Social Networks		
MTINFRM1	X			Voluntary Associations/Social Networks		
MTINFRM2	X			Voluntary Associations/Social Networks		
MTINFRM3	X			Voluntary Associations/Social Networks		
MTINFRM4	X			Voluntary Associations/Social Networks		
NEWSFROM	X	X	X	Science Knowledge & Attitudes		
SCIFROM	X	X	X	Science Knowledge & Attitudes		
SEEKSCI	X	X	X	Science Knowledge & Attitudes		
NEXTGEN	X	X	X	Science Knowledge & Attitudes		
TOOFAST	X	X	X	Science Knowledge & Attitudes		
BETTRLFE			X	Science Knowledge & Attitudes		
ADVFRONT	X	X	X	Science Knowledge & Attitudes		
SCISPEC	X			Science Knowledge & Attitudes		
LEADSCI	X			Science Knowledge & Attitudes		
WHICHSCI	X			Science Knowledge & Attitudes		
ASTROLOGY	X	X	X	Science Knowledge & Attitudes		
ASTROSCI	X	X	X	Science Knowledge & Attitudes		
SCIBNFTS	X	X	X	Science Knowledge & Attitudes		
BALPOS	X	X	X	Science Knowledge & Attitudes		
BALNEG	X	X	X	Science Knowledge & Attitudes		
SCISTUDY	X	X	X	Science Knowledge & Attitudes		
SCITEXT	X	X	X	Science Knowledge & Attitudes		
EXPDESGN	X	X	X	Science Knowledge & Attitudes		
EXPTEXT	X	X	X	Science Knowledge & Attitudes		
ODDS1	X	X	X	Science Knowledge & Attitudes		
ODDS2	X	X	X	Science Knowledge & Attitudes		
HOTCORE	X	X	X	Science Knowledge & Attitudes		
RADIOACT	X	X	X	Science Knowledge & Attitudes		
BOYORGR	X	X	X	Science Knowledge & Attitudes		
LASERS	X	X	X	Science Knowledge & Attitudes		

Varname	2006 Panel	2008 Panel	2010 Panel	Module	Module II	Module III
ELECTRON	X	X	X	Science Knowledge & Attitudes		
VIRUSES	X	X	X	Science Knowledge & Attitudes		
BIGBANG	X	X	X	Science Knowledge & Attitudes		
BIGBANG1		X	X	Science Knowledge & Attitudes		
CONDRIFT	X	X	X	Science Knowledge & Attitudes		
EVOLVED	X	X	X	Science Knowledge & Attitudes		
EVOLVED1		X	X	Science Knowledge & Attitudes		
EARTHSUN	X	X	X	Science Knowledge & Attitudes		
SOLARREV	X	X	X	Science Knowledge & Attitudes		
TOMATOES	X	X	X	Science Knowledge & Attitudes		
INTRHOME	X	X	X	Science Knowledge & Attitudes		
COLDEG1	X	X	X	Science Knowledge & Attitudes		
MAJORCOL	X	X	X	Science Knowledge & Attitudes		
COLSCI	X	X	X	Science Knowledge & Attitudes		
COLSCINM	X	X	X	Science Knowledge & Attitudes		
HSMATH	X	X	X	Science Knowledge & Attitudes		
HSBIO	X	X	X	Science Knowledge & Attitudes		
HSCHEM	X	X	X	Science Knowledge & Attitudes		
HSPHYS	X	X	X	Science Knowledge & Attitudes		
GWSCI	X	X	X	Science Knowledge & Attitudes		
GWPOL	X	X	X	Science Knowledge & Attitudes		
GWBIZ	X	X	X	Science Knowledge & Attitudes		
SCIAGRGW	X	X	X	Science Knowledge & Attitudes		
SCIINFGW	X	X	X	Science Knowledge & Attitudes		
POLINFGW	X	X	X	Science Knowledge & Attitudes		
BIZINFGW	X	X	X	Science Knowledge & Attitudes		
SCIBSTGW	X	X	X	Science Knowledge & Attitudes		
POLBSTGW	X	X	X	Science Knowledge & Attitudes		
BIZBSTGW	X	X	X	Science Knowledge & Attitudes		
GASREGS	X	X	X	Science Knowledge & Attitudes		

Varname	2006 Panel	2008 Panel	2010 Panel	Module	Module II	Module III
SCMED	X	X	X	Science Knowledge & Attitudes		
SCRELIG	X	X	X	Science Knowledge & Attitudes		
SCPOL	X	X	X	Science Knowledge & Attitudes		
MEDAGRSC	X	X	X	Science Knowledge & Attitudes		
MEDINFSC	X	X	X	Science Knowledge & Attitudes		
RELINFSC	X	X	X	Science Knowledge & Attitudes		
POLINFSC	X	X	X	Science Knowledge & Attitudes		
MEDBSTSC	X	X	X	Science Knowledge & Attitudes		
RELBSTSC	X	X	X	Science Knowledge & Attitudes		
POLBSTSC	X	X	X	Science Knowledge & Attitudes		
SCRESRCH	X	X	X	Science Knowledge & Attitudes		
TXECO	X	X	X	Science Knowledge & Attitudes		
TXBIZ	X	X	X	Science Knowledge & Attitudes		
TXPOL	X	X	X	Science Knowledge & Attitudes		
ECOAGREE	X	X	X	Science Knowledge & Attitudes		
ECOINFTX	X	X	X	Science Knowledge & Attitudes		
BIZINFTX	X	X	X	Science Knowledge & Attitudes		
POLINFTX	X	X	X	Science Knowledge & Attitudes		
ECOBSTTX	X	X	X	Science Knowledge & Attitudes		
BIZBSTTX	X	X	X	Science Knowledge & Attitudes		
POLBSTTX	X	X	X	Science Knowledge & Attitudes		
GMMED	X			Science Knowledge & Attitudes		
GMPOL	X			Science Knowledge & Attitudes		
GMBIZ	X			Science Knowledge & Attitudes		
MEDAGRGM	X			Science Knowledge & Attitudes		
MEDINFGM	X			Science Knowledge & Attitudes		
POLINFGM	X			Science Knowledge & Attitudes		
BIZINFGM	X			Science Knowledge & Attitudes		
MEDBSTGM	X			Science Knowledge & Attitudes		
POLBSTGM	X			Science Knowledge & Attitudes		

Varname	2006 Panel	2008 Panel	2010 Panel	Module	Module II	Module III
BIZBSTGM	X			Science Knowledge & Attitudes		
EATGM	X			Science Knowledge & Attitudes		
SCIIMP1	X			Science Knowledge & Attitudes		
SCIIMP2	X			Science Knowledge & Attitudes		
SCIIMP3	X			Science Knowledge & Attitudes		
SCIIMP4	X			Science Knowledge & Attitudes		
SCIIMP5	X			Science Knowledge & Attitudes		
SCIIMP6	X			Science Knowledge & Attitudes		
SCIIMP7	X			Science Knowledge & Attitudes		
SCIIMP8	X			Science Knowledge & Attitudes		
SOCSCI	X	X	X	Science Knowledge & Attitudes		
PHYSCSCI	X	X	X	Science Knowledge & Attitudes		
HISTSCI	X	X	X	Science Knowledge & Attitudes		
ACCNTSCI	X	X	X	Science Knowledge & Attitudes		
BIOSCI	X	X	X	Science Knowledge & Attitudes		
ECONSCI	X	X	X	Science Knowledge & Attitudes		
MEDSCI	X	X	X	Science Knowledge & Attitudes		
ENGNRSCI	X	X	X	Science Knowledge & Attitudes		
KNWFORGN	X			Science Knowledge & Attitudes		
KNWECON	X			Science Knowledge & Attitudes		
KNWSC	X			Science Knowledge & Attitudes		
KNWGW	X			Science Knowledge & Attitudes		
KNWPOLAR	X	X	X	Science Knowledge & Attitudes		
TVBEARS	X			Science Knowledge & Attitudes		
TVINUIT	X			Science Knowledge & Attitudes		
TVOZONE	X			Science Knowledge & Attitudes		
TVMLTING	X			Science Knowledge & Attitudes		
TVOIL	X			Science Knowledge & Attitudes		
POLARYR1	X	X	X	Science Knowledge & Attitudes		
POLARYR2	X	X	X	Science Knowledge & Attitudes		

Varname	2006 Panel	2008 Panel	2010 Panel	Module	Module II	Module III
POLARYR3	X	X	X	Science Knowledge & Attitudes		
POLARYR4	X	X	X	Science Knowledge & Attitudes		
POLARYR5	X	X	X	Science Knowledge & Attitudes		
POLARYR6	X	X	X	Science Knowledge & Attitudes		
POLARYR7	X	X	X	Science Knowledge & Attitudes		
POLARYR8	X	X	X	Science Knowledge & Attitudes		
ICESHEET	X	X	X	Science Knowledge & Attitudes		
NOSUN	X	X	X	Science Knowledge & Attitudes		
INUIT	X	X	X	Science Knowledge & Attitudes		
HUNTBEAR	X	X	X	Science Knowledge & Attitudes		
ICECAPS	X	X	X	Science Knowledge & Attitudes		
COMORSCI	X	X	X	Science Knowledge & Attitudes		
EXTINCT	X	X	X	Science Knowledge & Attitudes		
SEALEVEL	X	X	X	Science Knowledge & Attitudes		
ARTSEALS	X			Science Knowledge & Attitudes		
PENGUINS	X	X	X	Science Knowledge & Attitudes		
INUITWAY	X	X	X	Science Knowledge & Attitudes		
NOICECAP	X	X	X	Science Knowledge & Attitudes		
CAREMOST	X	X	X	Science Knowledge & Attitudes		
NANOTECH	X	X	X	Science Knowledge & Attitudes		
NANOKNW1	X	X	X	Science Knowledge & Attitudes		
NANOKNW2	X	X	X	Science Knowledge & Attitudes		
NANOWILL	X	X	X	Science Knowledge & Attitudes		
NANOBEN	X	X	X	Science Knowledge & Attitudes		
NANOHARM	X	X	X	Science Knowledge & Attitudes		
SCIMODE	X	X		Science Knowledge & Attitudes		
INTINTL	X	X	X	Science Knowledge & Attitudes		
INTFARM	X	X	X	Science Knowledge & Attitudes		
INTEDUC	X	X	X	Science Knowledge & Attitudes		
INTSCI	X	X	X	Science Knowledge & Attitudes		

Varname	2006 Panel	2008 Panel	2010 Panel	Module	Module II	Module III
INTECON	X	X	X	Science Knowledge & Attitudes		
INTTECH	X	X	X	Science Knowledge & Attitudes		
INTMED	X	X	X	Science Knowledge & Attitudes		
INTSPACE	X	X	X	Science Knowledge & Attitudes		
INTENVIR	X	X	X	Science Knowledge & Attitudes		
INTMIL	X	X	X	Science Knowledge & Attitudes		
SCIINTRO	X	X		Science Knowledge & Attitudes		
VISART	X	X	X	Science Knowledge & Attitudes		
VISNHIST	X	X	X	Science Knowledge & Attitudes		
VISZOO	X	X	X	Science Knowledge & Attitudes		
VISSCI	X	X	X	Science Knowledge & Attitudes		
VISLIB	X	X	X	Science Knowledge & Attitudes		
SCIMATH	X	X		Science Knowledge & Attitudes		
ANSCITST	X	X		Science Knowledge & Attitudes		
MABOYGRL	X	X		Science Knowledge & Attitudes		
H2OLIFE	X	X		Science Knowledge & Attitudes		
ANHEAT	X	X		Science Knowledge & Attitudes		
LFTPLANE	X	X		Science Knowledge & Attitudes		
STORMTXT	X	X		Science Knowledge & Attitudes		
LITMSTXT	X	X		Science Knowledge & Attitudes		
GOLDFISH	X	X		Science Knowledge & Attitudes		
SALTH2O	X	X		Science Knowledge & Attitudes		
EROSION	X	X		Science Knowledge & Attitudes		
GENES	X	X		Science Knowledge & Attitudes		
GILLS	X	X		Science Knowledge & Attitudes		
UPBREATH	X	X		Science Knowledge & Attitudes		
DAYNIGHT	X	X		Science Knowledge & Attitudes		
WEIGHING	X	X		Science Knowledge & Attitudes		
SEESAND	X	X		Science Knowledge & Attitudes		
FISHEXP1	X	X		Science Knowledge & Attitudes		

Varname	2006 Panel	2008 Panel	2010 Panel	Module	Module II	Module III
FISHEXP2	X	X		Science Knowledge & Attitudes		
MOREMPG	X	X	X	Science Knowledge & Attitudes		
POLNUKE	X	X	X	Science Knowledge & Attitudes		
BIZNUKE	X	X	X	Science Knowledge & Attitudes		
ENGNUKE	X	X	X	Science Knowledge & Attitudes		
ENGAGRNK	X	X	X	Science Knowledge & Attitudes		
ENHINFNK	X	X	X	Science Knowledge & Attitudes		
POLINFNK	X	X	X	Science Knowledge & Attitudes		
BIZINFNK	X	X	X	Science Knowledge & Attitudes		
ENGBSTNK	X	X	X	Science Knowledge & Attitudes		
POLBSTNK	X	X	X	Science Knowledge & Attitudes		
BIZBSTNK	X	X	X	Science Knowledge & Attitudes		
NUKEELEC	X	X	X	Science Knowledge & Attitudes		
CLONING	X	X	X	Science Knowledge & Attitudes		
SCINEWS1	X	X	X	Science Knowledge & Attitudes		
SCINEWS2	X	X	X	Science Knowledge & Attitudes		
SCINEWS3	X	X	X	Science Knowledge & Attitudes		
NEWSFRMY	X	X	X	Science Knowledge & Attitudes		
SCIFROMY	X	X	X	Science Knowledge & Attitudes		
SEEKSCIY	X	X	X	Science Knowledge & Attitudes		
SCIINFGO	X	X	X	Science Knowledge & Attitudes		
SCIENTDA		X	X	Science Knowledge & Attitudes		
SCIENSTN		X	X	Science Knowledge & Attitudes		
SCIENTR		X	X	Science Knowledge & Attitudes		
SCIENDDO		X	X	Science Knowledge & Attitudes		
SCIENTAL		X	X	Science Knowledge & Attitudes		
SCIENTDN		X	X	Science Knowledge & Attitudes		
SCIENTGO		X	X	Science Knowledge & Attitudes		
SCIENTFU		X	X	Science Knowledge & Attitudes		
SCIENTHE		X	X	Science Knowledge & Attitudes		

Varname	2006 Panel	2008 Panel	2010 Panel	Module	Module II	Module III
SCIENTOD		X	X	Science Knowledge & Attitudes		
SCIENTBE		X	X	Science Knowledge & Attitudes		
SCIENTRE		X	X	Science Knowledge & Attitudes		
SCIENTWK		X	X	Science Knowledge & Attitudes		
SCIENTMO		X	X	Science Knowledge & Attitudes		
SCIENTBR		X	X	Science Knowledge & Attitudes		
ENGDA		X	X	Science Knowledge & Attitudes		
ENGSON		X	X	Science Knowledge & Attitudes		
ENGRESP		X	X	Science Knowledge & Attitudes		
ENGDO		X	X	Science Knowledge & Attitudes		
ENGLONE		X	X	Science Knowledge & Attitudes		
ENGDGR		X	X	Science Knowledge & Attitudes		
ENGGOOD		X	X	Science Knowledge & Attitudes		
ENGFUN		X	X	Science Knowledge & Attitudes		
ENGPROB		X	X	Science Knowledge & Attitudes		
ENGODD		X	X	Science Knowledge & Attitudes		
ENGBTR		X	X	Science Knowledge & Attitudes		
ENGREL		X	X	Science Knowledge & Attitudes		
ENGINT		X	X	Science Knowledge & Attitudes		
ENGEARN		X	X	Science Knowledge & Attitudes		
ENGBRNG		X	X	Science Knowledge & Attitudes		
FARMING		X	X	Science Knowledge & Attitudes		
JOURNLSM		X	X	Science Knowledge & Attitudes		
FIREFTNG		X	X	Science Knowledge & Attitudes		
MARRCOUN		X	X	Science Knowledge & Attitudes		
MEDTREAT		X	X	Science Knowledge & Attitudes		
ARCHITCT		X	X	Science Knowledge & Attitudes		
LAWENFRC		X	X	Science Knowledge & Attitudes		
ENGNRING		X	X	Science Knowledge & Attitudes		
SLSMNSHP		X	X	Science Knowledge & Attitudes		

Varname	2006 Panel	2008 Panel	2010 Panel	Module	Module II	Module III
CMPRGMNG		X	X	Science Knowledge & Attitudes		
FINLCOUN		X	X	Science Knowledge & Attitudes		
NUKEGEN			X	ISSP Environment		
INDUSGEN			X	ISSP Environment		
CHEMGEN			X	ISSP Environment		
WATERGEN			X	ISSP Environment		
BUYVALUE		X	X	Shared Capitalism		
OPS2005	X			Shared Capitalism		
EXTR2005	X			Shared Capitalism		
COMPWAGE		X	X	Shared Capitalism		
TALKTEAM	X			Shared Capitalism		
NUMORG		X	X	Shared Capitalism		
EMPINPUT		X	X	Shared Capitalism		
SLFMANGD	X			Shared Capitalism		
EMPTRAIN		X	X	Shared Capitalism		
Wealth and Assets		X	X	Shared Capitalism		
ESOP			X	Shared Capitalism		
DEFPENSN			X	Shared Capitalism		
TRDESTCK			X	Shared Capitalism		
EXTR2009	X			Shared Capitalism		
OPS2009	X			Shared Capitalism		
STOCKEX	X			Shared Capitalism		
MHTRTOTH	X			Mental Health III		
MHOTHYOU	X			Mental Health III		
MHOTHREL	X			Mental Health III		
SEEMHPUB	X			Mental Health III		
GESTTALK	X			Mental Health III		
AVOIDMH	X			Mental Health III		
NUMKNOWN	X			Number Known		
ACQKEVIN	X			Number Known		

Varname	2006 Panel	2008 Panel	2010 Panel	Module	Module II	Module III
ACQKAREN	X			Number Known		
ACQSHAWN	X			Number Known		
ACQBRNDA	X			Number Known		
ACQKEITH	X			Number Known		
ACQRACHL	X			Number Known		
ACQMARK	X			Number Known		
ACQLINDA	X			Number Known		
ACQJOSE	X			Number Known		
ACQMARIA	X			Number Known		
ACQUNEMP	X			Number Known		
ACQHOME	X			Number Known		
ACQPRISN	X			Number Known		
ACQASIAN	X			Number Known		
ACQBLACK	X			Number Known		
ACQHISP	X			Number Known		
ACQWHITE	X			Number Known		
ACQGAY	X			Number Known		
ACQCOHAB	X			Number Known		
ACQGOATT	X			Number Known		
ACQNOATT	X			Number Known		
ACQLIB	X			Number Known		
ACQCON	X			Number Known		
ACQCOPS	X			Number Known		
ACQLAWS	X			Number Known		
ACQSOCS	X			Number Known		
ACQJANS	X			Number Known		
ACQCHILD	X			Number Known		
ACQELECS	X			Number Known		
ACQMILS	X			Number Known		
ACQFMMRK	X			Number Known		

Varname	2006 Panel	2008 Panel	2010 Panel	Module	Module II	Module III
ACQFMLIN	X			Number Known		
ACQFMUNE	X			Number Known		
ACQFMHME	X			Number Known		
ACQFMPRI	X			Number Known		
ACQFMASN	X			Number Known		
ACQFMBLK	X			Number Known		
ACQFMHSP	X			Number Known		
ACQFMWHT	X			Number Known		
ACQFMGAY	X			Number Known		
ACQFMGO	X			Number Known		
ACQFMNO	X			Number Known		
ACQFMLIB	X			Number Known		
ACQFMCON	X			Number Known		
ACQFMCOH	X			Number Known		
ACQNHMRK	X			Number Known		
ACQNH LIN	X			Number Known		
ACQNHUNE	X			Number Known		
ACQNH HME	X			Number Known		
ACQNH PRI	X			Number Known		
ACQNHASN	X			Number Known		
ACQNHBLK	X			Number Known		
ACQNH HSP	X			Number Known		
ACQNH WHT	X			Number Known		
ACQNHGAY	X			Number Known		
ACQNHGO	X			Number Known		
ACQNHNO	X			Number Known		
ACQNH LIB	X			Number Known		
ACQNH CON	X			Number Known		
ACQNH COH	X			Number Known		
ACQWKMRK	X			Number Known		

Varname	2006 Panel	2008 Panel	2010 Panel	Module	Module II	Module III
ACQWKLIN	X			Number Known		
ACQWKUNE	X			Number Known		
ACQWKHME	X			Number Known		
ACQWKPRI	X			Number Known		
ACQWKASN	X			Number Known		
ACQWKBLK	X			Number Known		
ACQWKHSP	X			Number Known		
ACQWKWHT	X			Number Known		
ACQWKGAY	X			Number Known		
ACQWKGO	X			Number Known		
ACQWKNO	X			Number Known		
ACQWKLIB	X			Number Known		
ACQWKCON	X			Number Known		
ACQWKCOH	X			Number Known		
ACQVAMRK	X			Number Known		
ACQVALIN	X			Number Known		
ACQVAUNE	X			Number Known		
ACQVAHME	X			Number Known		
ACQVAPRI	X			Number Known		
ACQVAASN	X			Number Known		
ACQVABLK	X			Number Known		
ACQVAHSP	X			Number Known		
ACQVAWHT	X			Number Known		
ACQVAGAY	X			Number Known		
ACQVAGO	X			Number Known		
ACQVANO	X			Number Known		
ACQVALIB	X			Number Known		
ACQVACON	X			Number Known		
ACQVACOH	X			Number Known		
ACQREPS	X			Number Known		

Varname	2006 Panel	2008 Panel	2010 Panel	Module	Module II	Module III
ACQDEMS	X			Number Known		
ACQATTND	X			Number Known		
ACQMYRAC	X			Number Known		
TRTKEVIN	X			Number Known		
TRTKAREN	X			Number Known		
TRTSHAWN	X			Number Known		
TRTBRNDA	X			Number Known		
TRTKEITH	X			Number Known		
TRTRACHL	X			Number Known		
TRTMARK	X			Number Known		
TRTLINDA	X			Number Known		
TRTJOSE	X			Number Known		
TRTMARIA	X			Number Known		
TRTCOPS	X			Number Known		
TRTLAWS	X			Number Known		
TRTSOCS	X			Number Known		
TRTJANS	X			Number Known		
TRTCHILD	X			Number Known		
TRTELECS	X			Number Known		
TRTMILS	X			Number Known		
TRTUNEMP	X			Number Known		
TRTHOME	X			Number Known		
TRTPRISN	X			Number Known		
TRTASIAN	X			Number Known		
TRTBBLACK	X			Number Known		
TRTHISP	X			Number Known		
TRTWHITE	X			Number Known		
TRTGAY	X			Number Known		
TRTCOHAB	X			Number Known		
TRTGOATT	X			Number Known		

Varname	2006 Panel	2008 Panel	2010 Panel	Module	Module II	Module III
TRTNOATT	X			Number Known		
TRTLIB	X			Number Known		
TRTCON	X			Number Known		
TRTREPS	X			Number Known		
TRTDEMS	X			Number Known		
TRTATTND	X			Number Known		
TRTMYRAC	X			Number Known		
CLSGAYM			X	Number Known II		
CLSGAYW			X	Number Known II		
CLSNJOBM			X	Number Known II		
CLSNJOBW			X	Number Known II		
CLSPOLM			X	Number Known II		
CLSPOLW			X	Number Known II		
NAMETINA			X	Number Known II		
NMEBRUCE			X	Number Known II		
NMEEMILY			X	Number Known II		
NMEJOSE			X	Number Known II		
NMEKYLE			X	Number Known II		
NMEMARIA			X	Number Known II		
NMEROSE			X	Number Known II		
NMEWALTR			X	Number Known II		
OTHGAYM			X	Number Known II		
OTHGAYW			X	Number Known II		
OTHNJOBM			X	Number Known II		
OTHNJOBW			X	Number Known II		
OTHPOLM			X	Number Known II		
OTHPOLW			X	Number Known II		
GUNSALES	X			Gun Control		
GUNSDRUG	X			Gun Control		
SEMIGUNS	X			Gun Control		

Varname	2006 Panel	2008 Panel	2010 Panel	Module	Module II	Module III
GUNS911	X			Gun Control		
RIFLES50	X			Gun Control		
OTHGUNS	X			Gun Control		
GUNSDRNK	X			Gun Control		
NOFLYGUN	X			Gun Control		
DISABLD1	X			Disability		
DISABLD2	X			Disability		
DISABLD3	X			Disability		
DISABLD4	X			Disability		
DISABLD5	X			Disability		
DISABLD6	X			Disability		
DISABLD7	X			Disability		
STARTBIZ	X	X		Self Employment		
OWNBIZ	X	X		Self Employment		
NUMOWN	X	X		Self Employment		
YEARBIZ	X	X		Self Employment		
PAIDEMPS	X	X		Self Employment		
BIZGROSS	X	X		Self Employment		
BIZSHARE	X	X		Self Employment		
OWNINC	X	X		Self Employment		
WHYBIZ	X	X		Self Employment		
NUMEMPS5	X	X		Self Employment		
SPJREL16	X	X		Jewish Identity		
SPJOTH16	X	X	X	Jewish Identity		
MAJWOTH	X	X	X	Jewish Identity		
PAJWOTH	X	X	X	Jewish Identity		
BMITZVAH	X	X	X	Jewish Identity		
SYNMEM	X	X	X	Jewish Identity		
KD1RELIG	X	X	X	Jewish Identity		
KD2RELIG	X	X	X	Jewish Identity		

Varname	2006 Panel	2008 Panel	2010 Panel	Module	Module II	Module III
KD3RELIG	X	X	X	Jewish Identity		
KD4RELIG	X	X	X	Jewish Identity		
KD5RELIG	X	X	X	Jewish Identity		
KD6RELIG	X	X	X	Jewish Identity		
KD7RELIG	X	X	X	Jewish Identity		
KD8RELIG	X	X	X	Jewish Identity		
KD1JWOTH	X	X	X	Jewish Identity		
KD2JWOTH	X	X	X	Jewish Identity		
KD3JWOTH	X	X	X	Jewish Identity		
KD4JWOTH	X	X	X	Jewish Identity		
KD5JWOTH	X	X	X	Jewish Identity		
KD6JWOTH	X	X	X	Jewish Identity		
KIDNUM			X	Jewish Identity		
DONE911A		X		Terrorism Preparedness		
EFF911A		X		Terrorism Preparedness		
DONE911B		X		Terrorism Preparedness		
EFF911B		X		Terrorism Preparedness		
DONE911C		X		Terrorism Preparedness		
EFF911C		X		Terrorism Preparedness		
DONE911D		X		Terrorism Preparedness		
EFF911D		X		Terrorism Preparedness		
DONE911E		X		Terrorism Preparedness		
EFF911E		X		Terrorism Preparedness		
DONE911F		X		Terrorism Preparedness		
EFF911F		X		Terrorism Preparedness		
DONE911G		X		Terrorism Preparedness		
EFF911G		X		Terrorism Preparedness		
DONE911H		X		Terrorism Preparedness		
EFF911H		X		Terrorism Preparedness		
DONE911I		X		Terrorism Preparedness		

Varname	2006 Panel	2008 Panel	2010 Panel	Module	Module II	Module III
EFF911I		X		Terrorism Preparedness		
DONE911J		X		Terrorism Preparedness		
EFF911J		X		Terrorism Preparedness		
DONE911K		X		Terrorism Preparedness		
EFF911K		X		Terrorism Preparedness		
DONE911L		X		Terrorism Preparedness		
EFF911L		X		Terrorism Preparedness		
DONE911M		X		Terrorism Preparedness		
EFF911M		X		Terrorism Preparedness		
DONE911N		X		Terrorism Preparedness		
EFF911N		X		Terrorism Preparedness		
DONEELSE		X		Terrorism Preparedness		
WORK3YRS	X	X		Global Economics		
CUREMPYR	X	X		Global Economics		
PAYCHNGE	X	X		Global Economics		
PASTPAY	X	X		Global Economics		
WHYLEAVE	X	X		Global Economics		
WHYJBCT1	X	X		Global Economics		
WHYJBCT2	X	X		Global Economics		
LOSEJB12	X	X		Global Economics		
WHYLOSE1	X	X		Global Economics		
WHYLOSE2	X	X		Global Economics		
WHYLOSE3	X	X		Global Economics		
FINDNWJB	X	X		Global Economics		
MORETRDE	X	X		Global Economics		
NEWJOBS	X	X		Global Economics		
LOSTJOBS	X	X		Global Economics		
WKCOMPTR	X	X		Global Economics		
WOCOMPTR	X	X		Global Economics		
AUTONOJB	X	X		Global Economics		

Varname	2006 Panel	2008 Panel	2010 Panel	Module	Module II	Module III
MEETF2F1	X	X		Global Economics		
MEETF2F2	X	X		Global Economics		
INTLCOWK	X	X		Global Economics		
LASTYRWK	X	X		Global Economics		
LEAVEJB	X	X		Global Economics		
WHYNOJB1	X	X		Global Economics		
WHYNOJB2	X	X		Global Economics		
INCLSTJB	X	X		Global Economics		
BORNSP	X	X		Global Economics		
AGECMEUS	X	X		Global Economics		
VISA	X	X		Global Economics		
TYPEVISA	X	X		Global Economics		
NATDEG	X	X		Global Economics		
EMPHLTH	X	X		Global Economics		
EMPHPLAN	X	X		Global Economics		
OTHPLAN	X	X		Global Economics		
AGELIVED	X			Age		
DECIDING	X			Age		
FINDEPND	X			Age		
GRANKIDS	X			Age		
HELPKIDS	X			Age		
HELPPARS	X			Age		
IMMOBILE	X			Age		
INHERIT	X			Age		
KIDSPARS	X			Age		
LIVE75	X			Age		
LIVE85	X			Age		
LIVEKID	X			Age		
LIVGRAND	X			Age		
MAHLTH	X			Age		

Varname	2006 Panel	2008 Panel	2010 Panel	Module	Module II	Module III
MARELAT	X			Age		
MEDCHCK	X			Age		
MEDOK	X			Age		
PAHLTH	X			Age		
PARAPART	X			Age		
PARELAT	X			Age		
PARHOME	X			Age		
PAYHLTH	X			Age		
SIBSPARS	X			Age		
SOCSECHK	X			Age		
SOCSECOK	X			Age		
WITHKIDS	X			Age		
WOKIDS	X			Age		
WORK62	X			Age		
WORK65	X			Age		
CLMTCHNG		X		Global Warming		
CLMTKNOW		X		Global Warming		
GENESELF		X		Genes		
GENEABRT		X		Genes		
DNA		X		Genes		
DNACSI		X		Genes		
DNAINSUR		X		Genes		
DNATREE		X		Genes		
GENECURE		X		Genes		
GENEGOO3		X		Genes		
GENENOCR		X		Genes		
GENETEST1		X		Genes		
REGGENE		X		Genes		
SPNDGENE		X		Genes		
REFAPPLY		X		Referrals		

Varname	2006 Panel	2008 Panel	2010 Panel	Module	Module II	Module III
REFBNS		X		Referrals		
REFCNT12		X		Referrals		
REFER12		X		Referrals		
REFHAGE		X		Referrals		
REFHRACE		X		Referrals		
REFHSEX		X		Referrals		
REFOCC10		X		Referrals		
WINFIRM		X		Referrals		
SPHISP1		X		Immigration/Spouse		
SPHISP2		X		Immigration/Spouse		
SPRACE1		X		Immigration/Spouse		
SPRACE2		X		Immigration/Spouse		
SPRACE3		X		Immigration/Spouse		
VALABLE		X		Identity		
VALACHV		X		Identity		
VALCARE		X		Identity		
VALDFND		X		Identity		
VALDIFF		X		Identity		
VALDVOT		X		Identity		
VALECO		X		Identity		
VALEQL		X		Identity		
VALFREE		X		Identity		
VALFUN		X		Identity		
VALLIST		X		Identity		
VALMOD		X		Identity		
VALORIG		X		Identity		
VALPRPR		X		Identity		
VALRICH		X		Identity		
VALRISK		X		Identity		
VALRSPT		X		Identity		

Varname	2006 Panel	2008 Panel	2010 Panel	Module	Module II	Module III
VALRULE		X		Identity		
VALSAFE		X		Identity		
VALSPL		X		Identity		
VALTRDN		X		Identity		
IDPARBHV			X	Identity		
IDPARENT			X	Identity		
IDPARFRD			X	Identity		
IDPARFUT			X	Identity		
IDPARIMP			X	Identity		
IDPARPRD			X	Identity		
IDPARRSP			X	Identity		
IDRACBHV			X	Identity		
IDRACFRD			X	Identity		
IDRACIMP			X	Identity		
IDRACPRD			X	Identity		
IDRACRSP			X	Identity		
IDSEXBHV			X	Identity		
IDSEXFRD			X	Identity		
IDSEXIMP			X	Identity		
IDSEXPRD			X	Identity		
IDSEXRSP			X	Identity		
VETYEAR1		X		Board's Panel		
VETYEAR2		X		Board's Panel		
IMMAFFUS	X			Board's Panel		
IMMAFMJB	X			Board's Panel		
PAYENVIR	X			Board's Panel		
SPINTRO	X			Board's Panel		
SPMEET	X			Board's Panel		
CONTRRR	X			Board's Panel		
BBLFAV			X	Scripture		

Varname	2006 Panel	2008 Panel	2010 Panel	Module	Module II	Module III
BBLFAV1			X	Scripture		
BBLSTRY			X	Scripture		
RDSCBBL			X	Scripture		
RDSCBK			X	Scripture		
RDSCCLGY			X	Scripture		
RDSCDEC			X	Scripture		
RDSCDEV			X	Scripture		
RDSCFUT			X	Scripture		
RDSCHLTH			X	Scripture		
RDSCINT			X	Scripture		
RDSCISS1			X	Scripture		
RDSCISS2			X	Scripture		
RDSCLDR			X	Scripture		
RDSCLRN			X	Scripture		
RDSCMEM			X	Scripture		
RDSCMOST			X	Scripture		
RDSCORG			X	Scripture		
RDSCOWN			X	Scripture		
RDSCPER			X	Scripture		
RDSCRPT			X	Scripture		
RDSTCH			X	Scripture		
RDSTV			X	Scripture		
RDSCUND			X	Scripture		
RDSCWLTH			X	Scripture		
RDSCWWW			X	Scripture		
BIGBIZ			X	Inequality		
CHANCE			X	Inequality		
INEQ3A			X	Inequality		
LAWINEQ			X	Inequality		
LEVELINC			X	Inequality		

Varname	2006 Panel	2008 Panel	2010 Panel	Module	Module II	Module III
NOPRVSCH			X	Inequality		
SETWAGES			X	Inequality		
TAKEWLTH			X	Inequality		
BIZHONST			X	Business		
BIZPRICE			X	Business		
GOVEFFCT			X	Business		
GOVEQALL			X	Business		
PAYCAP			X	Business		
PAYGAP			X	Business		
ISOLATED			X	Social Isolation		
LACKFRND			X	Social Isolation		
LEFTOUT			X	Social Isolation		
HAVSTOCK			X	Wealth and Assets		
OWEDEBTS			X	Wealth and Assets		
PRIVBIZ			X	Wealth and Assets		
SPENDMOR			X	Wealth and Assets		
WLTHSUM			X	Wealth and Assets		
GOVEQINC		X	X	ISSP Social Inequality		
TAXRICH		X		ISSP Social Inequality		
TAXSHARE		X		ISSP Social Inequality		
MALIVE	X			Age		
PALIVE	X			Age		
HAPUNHAP	X	X		ISSP Sport & Leisure	ISSP Religion	
OPWLTH		X		ISSP Social Inequality		
OPPARED		X		ISSP Social Inequality		
OPEDUC		X		ISSP Social Inequality		
OPAMBIT		X		ISSP Social Inequality		
OPHRDWRK		X		ISSP Social Inequality		
OPKNOW		X		ISSP Social Inequality		
OPCLOUT		X		ISSP Social Inequality		

Varname	2006 Panel	2008 Panel	2010 Panel	Module	Module II	Module III
OPRACE		X		ISSP Social Inequality		
OPRELIG		X		ISSP Social Inequality		
OPSEX		X		ISSP Social Inequality		
PAYDOC		X		ISSP Social Inequality		
PAYCLERK		X		ISSP Social Inequality		
PAYEXEC		X		ISSP Social Inequality		
PAYUNSKL		X		ISSP Social Inequality		
PAYCABNT		X		ISSP Social Inequality		
GIVDOC		X		ISSP Social Inequality		
GIVCLERK		X		ISSP Social Inequality		
GIVEXEC		X		ISSP Social Inequality		
GIVUNSKL		X		ISSP Social Inequality		
GIVCABNT		X		ISSP Social Inequality		
GOVLESS		X		ISSP Social Inequality		
GOVUNEMP		X		ISSP Social Inequality		
CONWLTH		X		ISSP Social Inequality		
CONCLASS		X		ISSP Social Inequality		
CONUNION		X		ISSP Social Inequality		
CONSOC		X		ISSP Social Inequality		
OCCMOBIL		X		ISSP Social Inequality		
CORRUPT		X		ISSP Social Inequality		
EARNDES		X		ISSP Social Inequality		
RICHHLTH		X		ISSP Social Inequality		
RICHEduc		X		ISSP Social Inequality		
PAYRESP		X		ISSP Social Inequality		
PAYEDTRN		X		ISSP Social Inequality		
PAYFAMI		X		ISSP Social Inequality		
PAYCHILD		X		ISSP Social Inequality		
PAYDOWEL		X		ISSP Social Inequality		
PAYHARD		X		ISSP Social Inequality		

Varname	2006 Panel	2008 Panel	2010 Panel	Module	Module II	Module III
SOCTYPE1		X		ISSP Social Inequality		
SOCTYPE2		X		ISSP Social Inequality		
BOOKS16		X		ISSP Social Inequality		
BSTHSCOL		X		ISSP Social Inequality		
CLASS1		X		ISSP Social Inequality		
EQUALCOL		X		ISSP Social Inequality		
FRSTIND		X		ISSP Social Inequality		
FRSTOCC		X		ISSP Social Inequality		
FRSTSLF1		X		ISSP Social Inequality		
GOVEQINC1		X		ISSP Social Inequality		
JUSTPAY1		X		ISSP Social Inequality		
MASLF1		X		ISSP Social Inequality		
MAWORK16		X		ISSP Social Inequality		
OPBRIBES		X		ISSP Social Inequality		
OTHWLTH		X		ISSP Social Inequality		
PASLF1		X		ISSP Social Inequality		
RANK16		X		ISSP Social Inequality		
REALWLTH		X		ISSP Social Inequality		
RICHCOL		X		ISSP Social Inequality		
HUBBYWRK		X		ISSP Religion		
TIMEPDWK	X			ISSP Sport & Leisure		
TIMEHHWK	X			ISSP Sport & Leisure		
TIMEFAM	X			ISSP Sport & Leisure		
TIMELEIS	X			ISSP Sport & Leisure		
SUPRVSJB			X	Quality of Working Life		
PREMARS1		X		ISSP Religion		
XMARSEX1		X		ISSP Religion		
HOMOSEX1		X		ISSP Religion		
ABDEFCTW		X		ISSP Religion		
ABPOORW		X		ISSP Religion		

Varname	2006 Panel	2008 Panel	2010 Panel	Module	Module II	Module III
CONCONG		X		ISSP Religion		
CONBIZ		X		ISSP Religion		
CONCHURH		X		ISSP Religion		
CONCOURT		X		ISSP Religion		
CONSCHLS		X	X	ISSP Religion		
CLERGVTE		X		ISSP Religion		
CLERGGOV		X		ISSP Religion		
CHURHPOW		X		ISSP Religion		
AFTERLIF		X		ISSP Religion		
HEAVEN		X		ISSP Religion		
HELL		X		ISSP Religion		
MIRACLES		X		ISSP Religion		
THEISM		X		ISSP Religion		
FATALISM		X		ISSP Religion		
GODMEANS		X		ISSP Religion		
NIHILISM		X		ISSP Religion		
EGOMEANS		X		ISSP Religion		
MARELKID		X		ISSP Religion		
MADENKID		X		ISSP Religion		
PARELKID		X		ISSP Religion		
PADENKID		X		ISSP Religion		
RELIGKID		X		ISSP Religion		
DENKID		X		ISSP Religion		
RELIGSP		X		ISSP Religion		
DENSP		X		ISSP Religion		
ATTENDMA		X		ISSP Religion		
ATTENDPA		X		ISSP Religion		
ATTEND12		X		ISSP Religion		
PRAYFREQ		X		ISSP Religion		
RELACTIV1		X		ISSP Religion		

Varname	2006 Panel	2008 Panel	2010 Panel	Module	Module II	Module III
FEELREL		X		ISSP Religion		
TRUSTSCI		X		ISSP Religion		
RELIGCON		X		ISSP Religion		
RELIGINT		X		ISSP Religion		
RELTRUTH		X		ISSP Religion		
GEOMOBIL		X		ISSP Religion		
RELGRPEQ		X		ISSP Religion		
RSPCTREL		X		ISSP Religion		
RELMARRY		X		ISSP Religion		
RELCAND		X		ISSP Religion		
RELEXT1		X		ISSP Religion		
RELEXT2		X		ISSP Religion		
REINCAR		X		ISSP Religion		
NIRVANA		X		ISSP Religion		
ANCESTRS		X		ISSP Religion		
MYWAYGOD		X		ISSP Religion		
RELOBJCT		X		ISSP Religion		
VISTHOLY		X		ISSP Religion		
RELSVRT		X		ISSP Religion		
PAXHAPPY		X		ISSP Religion		
MAKEFRND		X		ISSP Religion		
COMFORT		X		ISSP Religion		
RIGHTPEO		X		ISSP Religion		
PERSCRFC		X		ISSP Religion		
HARMGOOD		X	X	ISSP Religion	ISSP Environment	
PRIVENT			X	ISSP Environment		
POSTMAT1			X	ISSP Environment		
POSTMAT2			X	ISSP Environment		
SCIFAITH			X	ISSP Environment		
SCIGRN			X	ISSP Environment		

Varname	2006 Panel	2008 Panel	2010 Panel	Module	Module II	Module III
GRNECON			X	ISSP Environment		
HARMSGRN			X	ISSP Environment		
GRNPROG			X	ISSP Environment		
GRWTHELP			X	ISSP Environment		
GRWTHARM			X	ISSP Environment		
GRNPRICE			X	ISSP Environment		
GRNTAXES			X	ISSP Environment		
GRNSOL			X	ISSP Environment		
TOODIFME			X	ISSP Environment		
IHLPGRN			X	ISSP Environment		
CARSGEN			X	ISSP Environment		
PUBDECID			X	ISSP Environment		
BUSDECID			X	ISSP Environment		
USDOENUF			X	ISSP Environment		
RECYCLE			X	ISSP Environment		
CHEMFREE			X	ISSP Environment		
DRIVLESS			X	ISSP Environment		
GRNGROUP			X	ISSP Environment		
GRNSIGN			X	ISSP Environment		
GRNMONEY			X	ISSP Environment		
GRNDEMO			X	ISSP Environment		
POPGRWTH			X	ISSP Environment		
IMPGRN			X	ISSP Environment		
OTHSSAME			X	ISSP Environment		
GRNEXAGG			X	ISSP Environment		
GENEGEN			X	ISSP Environment		
GRNINTL			X	ISSP Environment		
LDCGRN			X	ISSP Environment		
ECONGRN			X	ISSP Environment		
INFOBIZ			X	ISSP Environment		

Varname	2006 Panel	2008 Panel	2010 Panel	Module	Module II	Module III
INFOGRN			X	ISSP Environment		
INFOGOVT			X	ISSP Environment		
INFONEWS			X	ISSP Environment		
INFOTV			X	ISSP Environment		
INFOCOL			X	ISSP Environment		
TOPPROB1			X	ISSP Environment		
TOPPROB2			X	ISSP Environment		
TRUST5			X	ISSP Environment		
FAIR5			X	ISSP Environment		
GRNCON			X	ISSP Environment		
ENPRBUS			X	ISSP Environment		
ENPRBFAM			X	ISSP Environment		
KNWCAUSE			X	ISSP Environment		
KNOWSOL			X	ISSP Environment		
FUTENRGY			X	ISSP Environment		
HELPHARM			X	ISSP Environment		
GRNEFFME			X	ISSP Environment		
TEMPGEN1			X	ISSP Environment		
BUSGRN			X	ISSP Environment		
PEOPGRN			X	ISSP Environment		
REDCEHME			X	ISSP Environment		
H2OLESS			X	ISSP Environment		
NOBUYGRN			X	ISSP Environment		
GOVDOOK			X	ISSP Environment		
POLGREED			X	ISSP Environment		
IMMCRIME		X		ISSP National Identity		
IMMAMECO		X		ISSP National Identity		
IMMJOB		X		ISSP National Identity		
LETIN1A	X			ISSP National Identity		
POLINT1	X			ISSP Sport & Leisure		

Varname	2006 Panel	2008 Panel	2010 Panel	Module	Module II	Module III
DOCRAFTS	X			ISSP Sport & Leisure		
ENJYBKS	X			ISSP Sport & Leisure		
ENJYFRND	X			ISSP Sport & Leisure		
ENJYPHYS	X			ISSP Sport & Leisure		
ENJYTV	X			ISSP Sport & Leisure		
ESTCNTCT	X			ISSP Sport & Leisure		
FRBORED	X			ISSP Sport & Leisure		
ATTCULT	X			ISSP Sport & Leisure		
FRRUSHED	X			ISSP Sport & Leisure		
FRTHNKWK	X			ISSP Sport & Leisure		
GAMES	X			ISSP Sport & Leisure		
GOMOVIES	X			ISSP Sport & Leisure		
GOSHOP	X			ISSP Sport & Leisure		
GOVSPRTS	X			ISSP Sport & Leisure		
HLTHAGE	X			ISSP Sport & Leisure		
ATTSPRT	X			ISSP Sport & Leisure		
INTLSPRT	X			ISSP Sport & Leisure		
LACKFACS	X			ISSP Sport & Leisure		
LACKMONY	X			ISSP Sport & Leisure		
LACKTIME	X			ISSP Sport & Leisure		
LEARNSKL	X			ISSP Sport & Leisure		
AWAYHOME	X			ISSP Sport & Leisure		
LOOKGOOD	X			ISSP Sport & Leisure		
LSTMUSIC	X			ISSP Sport & Leisure		
BETRUSLF	X			ISSP Sport & Leisure		
MEETPEO	X			ISSP Sport & Leisure		
OFFWORK	X			ISSP Sport & Leisure		
PARTCOM	X			ISSP Sport & Leisure		
PARTCULT	X			ISSP Sport & Leisure		
CANTRUST1	X			ISSP Sport & Leisure		

Varname	2006 Panel	2008 Panel	2010 Panel	Module	Module II	Module III
PARTPRTY	X			ISSP Sport & Leisure		
PARTREL	X			ISSP Sport & Leisure		
PARTSPRT	X			ISSP Sport & Leisure		
PEOALONE	X			ISSP Sport & Leisure		
PHYSACTS	X			ISSP Sport & Leisure		
PHYSMNTL	X			ISSP Sport & Leisure		
PLAYGAME	X			ISSP Sport & Leisure		
PRDSPRTS	X			ISSP Sport & Leisure		
CAREOTH	X			ISSP Sport & Leisure		
RACSPRTS	X			ISSP Sport & Leisure		
READBOOK	X			ISSP Sport & Leisure		
RELATPEO	X			ISSP Sport & Leisure		
RELAX	X			ISSP Sport & Leisure		
SEEFRNDS	X			ISSP Sport & Leisure		
SEERELS	X			ISSP Sport & Leisure		
COMPETE	X			ISSP Sport & Leisure		
SPORT	X			ISSP Sport & Leisure		
SPORTSTV	X			ISSP Sport & Leisure		
SPRTSDEV	X			ISSP Sport & Leisure		
TIMECOMP	X			ISSP Sport & Leisure		
TVDVDVCR	X			ISSP Sport & Leisure		
TVSPORT1	X			ISSP Sport & Leisure		
TVSPORT2	X			ISSP Sport & Leisure		
ALTMED			X	ISSP Health & Healthcare		
ALTMEDPR			X	ISSP Health & Healthcare		
DOCVISIT			X	ISSP Health & Healthcare		
ALTSAT			X	ISSP Health & Healthcare		
CONEXCEL			X	ISSP Health & Healthcare		
CONHLTH			X	ISSP Health & Healthcare		
DISBLTY			X	ISSP Health & Healthcare		

Varname	2006 Panel	2008 Panel	2010 Panel	Module	Module II	Module III
DOCALT			X	ISSP Health & Healthcare		
DOCEARN			X	ISSP Health & Healthcare		
DOCMSTK			X	ISSP Health & Healthcare		
DOCSKLS			X	ISSP Health & Healthcare		
DOCTLK			X	ISSP Health & Healthcare		
DOCTRST			X	ISSP Health & Healthcare		
DOCVST			X	ISSP Health & Healthcare		
DRINK4			X	ISSP Health & Healthcare		
EDUCBTR			X	ISSP Health & Healthcare		
FNDAIDS			X	ISSP Health & Healthcare		
FNDMEDCH			X	ISSP Health & Healthcare		
FNDOBSTY			X	ISSP Health & Healthcare		
FNDORGN			X	ISSP Health & Healthcare		
FRTVEGS			X	ISSP Health & Healthcare		
GOTTHNGS			X	ISSP Health & Healthcare		
HAPORNOT			X	ISSP Health & Healthcare		
HLTHBEH			X	ISSP Health & Healthcare		
HLTHBTR			X	ISSP Health & Healthcare		
HLTHCHNG			X	ISSP Health & Healthcare		
HLTHCONF			X	ISSP Health & Healthcare		
HLTHCTZN			X	ISSP Health & Healthcare		
HLTHDEP			X	ISSP Health & Healthcare		
HLTHDMG			X	ISSP Health & Healthcare		
HLTHENGY			X	ISSP Health & Healthcare		
HLTHENV			X	ISSP Health & Healthcare		
HLTHGENE			X	ISSP Health & Healthcare		
HLTHGOV			X	ISSP Health & Healthcare		
HLTHIMP			X	ISSP Health & Healthcare		
HLTHINF			X	ISSP Health & Healthcare		
HLTHMORE			X	ISSP Health & Healthcare		

Varname	2006 Panel	2008 Panel	2010 Panel	Module	Module II	Module III
HLTHNEED			X	ISSP Health & Healthcare		
HLTHNOT			X	ISSP Health & Healthcare		
HLTHPAIN			X	ISSP Health & Healthcare		
HLTHPOOR			X	ISSP Health & Healthcare		
HLTHPRB			X	ISSP Health & Healthcare		
HLTHSAT			X	ISSP Health & Healthcare		
HLTHTAX			X	ISSP Health & Healthcare		
HOSPSAT			X	ISSP Health & Healthcare		
HRTOP			X	ISSP Health & Healthcare		
HRTOP37			X	ISSP Health & Healthcare		
HRTOPKID			X	ISSP Health & Healthcare		
HSPOVRNT			X	ISSP Health & Healthcare		
IDEALLFE			X	ISSP Health & Healthcare		
INSCOVRG			X	ISSP Health & Healthcare		
INSTYPE			X	ISSP Health & Healthcare		
MEDBEST			X	ISSP Health & Healthcare		
MEDCOMMT			X	ISSP Health & Healthcare		
MEDDRCH			X	ISSP Health & Healthcare		
MEDPAY			X	ISSP Health & Healthcare		
MEDUNAV			X	ISSP Health & Healthcare		
MEDWTLST			X	ISSP Health & Healthcare		
PHYSACT			X	ISSP Health & Healthcare		
RHEIGHT			X	ISSP Health & Healthcare		
SATLIFE			X	ISSP Health & Healthcare		
SMOKEDAY			X	ISSP Health & Healthcare		
PRFMNCE		X	X	Arts and Culture		
ARTEXBT		X	X	Arts and Culture		
PRFMMUS		X	X	Arts and Culture		
PRFMDAN		X	X	Arts and Culture		
PRFMTHE		X	X	Arts and Culture		

Varname	2006 Panel	2008 Panel	2010 Panel	Module	Module II	Module III
PRFMATT		X	X	Arts and Culture		
PRFMATT1		X	X	Arts and Culture		
PRFMATT2		X	X	Arts and Culture		
PRFMATT3		X	X	Arts and Culture		
PRFMATT4		X	X	Arts and Culture		
PRFMATT5		X	X	Arts and Culture		
PRFMFREE		X	X	Arts and Culture		
PRFMWHY1		X	X	Arts and Culture		
PRFMWHY2		X	X	Arts and Culture		
PRFMWHY3		X	X	Arts and Culture		
PRFMWHY4		X	X	Arts and Culture		
PRFMWHY5		X	X	Arts and Culture		
PRFMWHY6		X	X	Arts and Culture		
PRFMWHY7		X	X	Arts and Culture		
PRFMWHY8		X	X	Arts and Culture		
ARTATT		X	X	Arts and Culture		
ARTATT1		X	X	Arts and Culture		
ARTATT2		X	X	Arts and Culture		
ARTATT3		X	X	Arts and Culture		
ARTATT4		X	X	Arts and Culture		
ARTATT5		X	X	Arts and Culture		
ARTFREE		X	X	Arts and Culture		
ARTWHY1		X	X	Arts and Culture		
ARTWHY2		X	X	Arts and Culture		
ARTWHY3		X	X	Arts and Culture		
ARTWHY4		X	X	Arts and Culture		
ARTWHY5		X	X	Arts and Culture		
ARTWHY6		X	X	Arts and Culture		
ARTWHY7		X	X	Arts and Culture		
ARTWHY8		X	X	Arts and Culture		

Varname	2006 Panel	2008 Panel	2010 Panel	Module	Module II	Module III
PRFMCOST		X	X	Arts and Culture		
PRFMINT		X	X	Arts and Culture		
PRFMTRVL		X	X	Arts and Culture		
PRFMGST		X	X	Arts and Culture		
PRFMTIME		X	X	Arts and Culture		
PRFMLOC		X	X	Arts and Culture		
PRFMOTHR		X	X	Arts and Culture		
ARTCOST		X	X	Arts and Culture		
ARTINT		X	X	Arts and Culture		
ARTTRVL		X	X	Arts and Culture		
ARTGST		X	X	Arts and Culture		
ARTTIME		X	X	Arts and Culture		
ARTLOC		X	X	Arts and Culture		
ARTOTHR		X	X	Arts and Culture		
SEXSEX18	X	X	X	Sexual Orientation		
TOLDSMSX	X	X		Sexual Orientation		
ATTRACTD	X	X		Sexual Orientation		
TOLDSXOR	X	X		Sexual Orientation		
RELGENDR	X	X		Sexual Orientation		
MARUNION	X	X		Sexual Orientation		
SEXUNION	X	X		Sexual Orientation		
EVKID	X	X		Sexual Orientation		
ADOPTKID	X	X		Sexual Orientation		
KIDLIVED	X	X		Sexual Orientation		
KIDRESP	X	X		Sexual Orientation		
KIDNOW1	X	X		Sexual Orientation		
KIDNOW2	X	X		Sexual Orientation		
TOLDWORK	X	X	X	Sexual Orientation		
EVLOSEJB	X	X	X	Sexual Orientation		
LOSEJOB5	X	X	X	Sexual Orientation		

Varname	2006 Panel	2008 Panel	2010 Panel	Module	Module II	Module III
EVNEGJOB	X	X	X	Sexual Orientation		
NEGJOB5	X	X	X	Sexual Orientation		
EVHARJB	X	X	X	Sexual Orientation		
HARJOB5	X	X	X	Sexual Orientation		
EVDWELL	X	X	X	Sexual Orientation		
DWELL5	X	X	X	Sexual Orientation		
EMPHLTH1	X	X		Sexual Orientation		
EMPHLTH2	X	X		Sexual Orientation		
HLTHCOVR	X	X		Sexual Orientation		
HLTHTYPE	X	X		Sexual Orientation		
SPPART	X	X		Sexual Orientation		
MYKIDS	X	X		Sexual Orientation		
OTHKIDS	X	X		Sexual Orientation		
HARSEXJB	X	X		Clergy/Sex		
HARSEXCL	X	X		Clergy/Sex		
OWNCLERG	X	X		Clergy/Sex		
NUMCLERG	X	X		Clergy/Sex		
OPENREL1	X	X		Clergy/Sex		
OPENREL2	X	X		Clergy/Sex		
OPENREL3	X	X		Clergy/Sex		
COUNSEL1	X	X		Clergy/Sex		
COUNSEL2	X	X		Clergy/Sex		
COUNSEL3	X	X		Clergy/Sex		
CLRGMAR1	X	X		Clergy/Sex		
CLRGMAR2	X	X		Clergy/Sex		
CLRGMAR3	X	X		Clergy/Sex		
CLRGSEX1	X	X		Clergy/Sex		
CLRGSEX2	X	X		Clergy/Sex		
CLRGSEX3	X	X		Clergy/Sex		
CLRGGEN1	X	X		Clergy/Sex		

Varname	2006 Panel	2008 Panel	2010 Panel	Module	Module II	Module III
CLRGGEN2	X	X		Clergy/Sex		
CLRGGEN3	X	X		Clergy/Sex		
ONGOREL1	X	X		Clergy/Sex		
ONGOREL2	X	X		Clergy/Sex		
ONGOREL3	X	X		Clergy/Sex		
HUSHREL1	X	X		Clergy/Sex		
HUSHREL2	X	X		Clergy/Sex		
TOLDEXP1	X	X		Clergy/Sex		
TOLDEXP2	X	X		Clergy/Sex		
TOLDEXP3	X	X		Clergy/Sex		
TOLDREL1	X	X		Clergy/Sex		
TOLDREL2	X	X		Clergy/Sex		
TOLDREL3	X	X		Clergy/Sex		
KNWCLSEX	X	X		Clergy/Sex		
CLSCLSEX	X	X		Clergy/Sex		
CLRGMODE	X	X		Clergy/Sex		
PARTNERS	X	X	X	High Risk Behaviors		
MATESEX	X	X	X	High Risk Behaviors		
FRNDSEX	X	X	X	High Risk Behaviors		
ACQNTSEX	X	X	X	High Risk Behaviors		
PIKUPSEX	X	X	X	High Risk Behaviors		
PAIDSEX	X	X	X	High Risk Behaviors		
OTHERSEX	X	X	X	High Risk Behaviors		
SEXSEX	X	X	X	High Risk Behaviors		
SEXFREQ	X	X	X	High Risk Behaviors		
NUMWOMEN	X	X	X	High Risk Behaviors		
NUMMEN	X	X	X	High Risk Behaviors		
PARTNRS5	X	X	X	High Risk Behaviors		
SEXSEX5	X	X	X	High Risk Behaviors		
EVPAIDSX	X	X	X	High Risk Behaviors		

Varname	2006 Panel	2008 Panel	2010 Panel	Module	Module II	Module III
EVSTRAY	X	X	X	High Risk Behaviors		
CONDOM	X	X	X	High Risk Behaviors		
RELATSEX	X	X	X	High Risk Behaviors		
EVIDU	X	X	X	High Risk Behaviors		
IDU30	X	X	X	High Risk Behaviors		
EVCRAK	X	X	X	High Risk Behaviors		
CRACK30	X	X	X	High Risk Behaviors		
HIVTEST	X	X	X	High Risk Behaviors		
HIVTEST1	X	X	X	High Risk Behaviors		
HIVTEST2	X	X	X	High Risk Behaviors		
SEXORNT	X	X	X	High Risk Behaviors		
HLTH10	X	X		Negative Life Events		
HLTH11	X	X		Negative Life Events		
WORK10	X	X		Negative Life Events		
FINAN4	X	X		Negative Life Events		
HRDSHP1	X	X		Negative Life Events		
HRDSHP6	X	X		Negative Life Events		
LAW5	X	X		Negative Life Events		
REALINC	X	X	X	Income		
REALRINC	X	X	X	Income		
CONINC	X	X	X	Income		
CONRINC	X	X	X	Income		
ETHNIC	X	X	X	Ethnicity		
ETH1	X	X	X	Ethnicity		
ETH2	X	X	X	Ethnicity		
ETH3	X	X	X	Ethnicity		
ETHNUM	X	X	X	Ethnicity		
HISPANIC	X	X	X	Ethnicity		
RACECEN1	X	X	X	Ethnicity		
RACECEN2	X	X	X	Ethnicity		

Varname	2006 Panel	2008 Panel	2010 Panel	Module	Module II	Module III
RACECEN3	X	X	X	Ethnicity		
USCITZN	X	X	X	Ethnicity		
FUCITZN	X	X	X	Ethnicity		
VETYEARS		X	X	Military Service & Work		
DWELLING	X	X	X	Residence		
DWELOWN	X	X	X	Residence		
WORDA	X	X	X	Vocabulary		
WORDB	X	X	X	Vocabulary		
WORDC	X	X	X	Vocabulary		
WORDD	X	X	X	Vocabulary		
WORDE	X	X	X	Vocabulary		
WORDF	X	X	X	Vocabulary		
WORDG	X	X	X	Vocabulary		
WORDH	X	X	X	Vocabulary		
WORDI	X	X	X	Vocabulary		
WORDJ	X	X	X	Vocabulary		
WORDSUM	X	X	X	Vocabulary		
WORDK	X			Vocabulary		
WORDL	X			Vocabulary		
WORDM	X			Vocabulary		
WORDN	X			Vocabulary		
RELID1		X		Religion III		
CATHID		X		Religion III		
RELATE1	X	X	X	Household Members and Structure		
GENDER1	X	X	X	Household Members and Structure		
OLD1	X	X	X	Household Members and Structure		
MAR1	X	X	X	Household Members and Structure		
AWAY1	X	X	X	Household Members and Structure		
WHERE1	X	X	X	Household Members and Structure		
RELATE2	X	X	X	Household Members and Structure		

Varname	2006 Panel	2008 Panel	2010 Panel	Module	Module II	Module III
GENDER2	X	X	X	Household Members and Structure		
OLD2	X	X	X	Household Members and Structure		
MAR2	X	X	X	Household Members and Structure		
AWAY2	X	X	X	Household Members and Structure		
WHERE2	X	X	X	Household Members and Structure		
RELATE3	X	X	X	Household Members and Structure		
GENDER3	X	X	X	Household Members and Structure		
OLD3	X	X	X	Household Members and Structure		
MAR3	X	X	X	Household Members and Structure		
AWAY3	X	X	X	Household Members and Structure		
WHERE3	X	X	X	Household Members and Structure		
RELATE4	X	X	X	Household Members and Structure		
GENDER4	X	X	X	Household Members and Structure		
OLD4	X	X	X	Household Members and Structure		
MAR4	X	X	X	Household Members and Structure		
AWAY4	X	X	X	Household Members and Structure		
WHERE4	X	X	X	Household Members and Structure		
RELATE5	X	X	X	Household Members and Structure		
GENDER5	X	X	X	Household Members and Structure		
OLD5	X	X	X	Household Members and Structure		
MAR5	X	X	X	Household Members and Structure		
AWAY5	X	X	X	Household Members and Structure		
WHERE5	X	X	X	Household Members and Structure		
RELATE6	X	X	X	Household Members and Structure		
GENDER6	X	X	X	Household Members and Structure		
OLD6	X	X	X	Household Members and Structure		
MAR6	X	X	X	Household Members and Structure		
AWAY6	X	X	X	Household Members and Structure		
WHERE6	X	X	X	Household Members and Structure		
RELATE7	X	X	X	Household Members and Structure		

Varname	2006 Panel	2008 Panel	2010 Panel	Module	Module II	Module III
GENDER7	X	X	X	Household Members and Structure		
OLD7	X	X	X	Household Members and Structure		
MAR7	X	X	X	Household Members and Structure		
AWAY7	X	X	X	Household Members and Structure		
WHERE7	X	X	X	Household Members and Structure		
RELATE8	X	X	X	Household Members and Structure		
GENDER8	X	X	X	Household Members and Structure		
OLD8	X	X	X	Household Members and Structure		
MAR8	X	X	X	Household Members and Structure		
AWAY8	X	X	X	Household Members and Structure		
WHERE8	X	X	X	Household Members and Structure		
RELATE9	X	X	X	Household Members and Structure		
GENDER9	X	X	X	Household Members and Structure		
OLD9	X	X	X	Household Members and Structure		
MAR9	X	X	X	Household Members and Structure		
AWAY9	X	X	X	Household Members and Structure		
WHERE9	X	X	X	Household Members and Structure		
RELATE10	X	X	X	Household Members and Structure		
GENDER10	X	X	X	Household Members and Structure		
OLD10	X	X	X	Household Members and Structure		
MAR10	X	X	X	Household Members and Structure		
AWAY10	X	X	X	Household Members and Structure		
WHERE10	X	X	X	Household Members and Structure		
RELATE11	X	X	X	Household Members and Structure		
GENDER11	X	X	X	Household Members and Structure		
OLD11	X	X	X	Household Members and Structure		
MAR11	X	X	X	Household Members and Structure		
AWAY11	X	X	X	Household Members and Structure		
WHERE11	X	X	X	Household Members and Structure		
RELATE12	X	X	X	Household Members and Structure		

Varname	2006 Panel	2008 Panel	2010 Panel	Module	Module II	Module III
GENDER12	X	X	X	Household Members and Structure		
OLD12	X	X	X	Household Members and Structure		
MAR12	X	X	X	Household Members and Structure		
AWAY12	X	X	X	Household Members and Structure		
WHERE12	X	X	X	Household Members and Structure		
RELATE13	X	X	X	Household Members and Structure		
GENDER13	X	X	X	Household Members and Structure		
OLD13	X	X	X	Household Members and Structure		
MAR13	X	X	X	Household Members and Structure		
AWAY13	X	X	X	Household Members and Structure		
WHERE13	X	X	X	Household Members and Structure		
RELATE14	X	X	X	Household Members and Structure		
GENDER14	X	X	X	Household Members and Structure		
OLD14	X	X	X	Household Members and Structure		
MAR14	X	X	X	Household Members and Structure		
AWAY14	X	X	X	Household Members and Structure		
WHERE14	X	X	X	Household Members and Structure		
RELHHD1	X	X	X	Household Members and Structure		
RELHHD2	X	X	X	Household Members and Structure		
RELHHD3	X	X	X	Household Members and Structure		
RELHHD4	X	X	X	Household Members and Structure		
RELHHD5	X	X	X	Household Members and Structure		
RELHHD6	X	X	X	Household Members and Structure		
RELHHD7	X	X	X	Household Members and Structure		
RELHHD8	X	X	X	Household Members and Structure		
RELHHD9	X	X	X	Household Members and Structure		
RELHHD10	X	X	X	Household Members and Structure		
RELHHD11	X	X	X	Household Members and Structure		
RELHHD12	X	X	X	Household Members and Structure		
RELHHD13	X	X	X	Household Members and Structure		

Varname	2006 Panel	2008 Panel	2010 Panel	Module	Module II	Module III
RELHHD14	X	X	X	Household Members and Structure		
HEFINFO	X	X	X	Household Members and Structure		
HHRACE	X	X	X	Household Members and Structure		
RESPNUM	X	X	X	Household Members and Structure		
HHTYPE	X	X	X	Household Members and Structure		
HHTYPE1	X	X	X	Household Members and Structure		
FAMGEN	X	X	X	Household Members and Structure		
RPLACE	X	X	X	Household Members and Structure		
RVISITOR	X	X	X	Household Members and Structure		
VISITORS	X	X	X	Household Members and Structure		
RELHH1	X	X	X	Household Members and Structure		
RELHH2	X	X	X	Household Members and Structure		
RELHH3	X	X	X	Household Members and Structure		
RELHH4	X	X	X	Household Members and Structure		
RELHH5	X	X	X	Household Members and Structure		
RELHH6	X	X	X	Household Members and Structure		
RELHH7	X	X	X	Household Members and Structure		
RELHH8	X	X	X	Household Members and Structure		
RELHH9	X	X	X	Household Members and Structure		
RELHH10	X	X	X	Household Members and Structure		
RELHH11	X	X	X	Household Members and Structure		
RELHH12	X	X	X	Household Members and Structure		
RELHH13	X	X	X	Household Members and Structure		
RELHH14	X	X	X	Household Members and Structure		
RELSP1	X	X	X	Household Members and Structure		
RELSP2	X	X	X	Household Members and Structure		
RELSP3	X	X	X	Household Members and Structure		
RELSP4	X	X	X	Household Members and Structure		
RELSP5	X	X	X	Household Members and Structure		
RELSP6	X	X	X	Household Members and Structure		

Varname	2006 Panel	2008 Panel	2010 Panel	Module	Module II	Module III
RELSP7	X	X	X	Household Members and Structure		
RELSP8	X	X	X	Household Members and Structure		
RELSP9	X	X	X	Household Members and Structure		
RELSP10	X	X	X	Household Members and Structure		
RELSP11	X	X	X	Household Members and Structure		
RELSP12	X	X	X	Household Members and Structure		
RELSP13	X	X	X	Household Members and Structure		
RELSP14	X	X	X	Household Members and Structure		
DATEINTV	X	X	X	Date of Interview		
ISCO681	X	X	X	Occupation		
PAISC681	X	X	X	Occupation		
MAISC681	X	X	X	Occupation		
SPISC681	X	X	X	Occupation		
ISCO88	X	X	X	Occupation		
PAISCO88	X	X	X	Occupation		
MAISCO88	X	X	X	Occupation		
SPISCO88	X	X	X	Occupation		
SEI	X	X	X	Occupation		
PASEI	X	X	X	Occupation		
MASEI	X	X	X	Occupation		
SPSEI	X	X	X	Occupation		
SEI10	X	X	X	Occupation		
SEI10EDUC	X	X	X	Occupation		
SEI10INC	X	X	X	Occupation		
PASEI10	X	X	X	Occupation		
PASEI10EDUC	X	X	X	Occupation		
PASEI10INC	X	X	X	Occupation		
MASEI10	X	X	X	Occupation		
MASEI10EDUC	X	X	X	Occupation		
MASEI10INC	X	X	X	Occupation		

Varname	2006 Panel	2008 Panel	2010 Panel	Module	Module II	Module III
SPSEI10	X	X	X	Occupation		
SPSEI10EDUC	X	X	X	Occupation		
SPSEI10INC	X	X	X	Occupation		
USWAR	X	X	X	War and International		
USWARY	X	X	X	War and International		
COHORT	X	X	X	Cohort and Birth		
ZODIAC	X	X	X	Cohort and Birth		
INTHISP	X	X	X	Interviewer Characteristics		
INTRACE1	X	X	X	Interviewer Characteristics		
INTRACE2	X	X	X	Interviewer Characteristics		
INTRACE3	X	X	X	Interviewer Characteristics		
WHOELSE1	X	X	X	Paradata		
WHOELSE2	X	X	X	Paradata		
WHOELSE3	X	X	X	Paradata		
WHOELSE4	X	X	X	Paradata		
WHOELSE5	X	X	X	Paradata		
WHOELSE6	X	X	X	Paradata		
SAQSEX	X			Paradata		
INTID	X	X	X	Paradata		
FEEUSED	X	X	X	Paradata		
FEELEVEL	X	X	X	Paradata		
LNGTHINV	X	X	X	Paradata		
INTAGE	X	X	X	Paradata		
INTETHN	X	X	X	Paradata		
MODE	X	X	X	Paradata		
INTSEX	X	X	X	Paradata		
INTYRS	X	X	X	Paradata		
CONSENT	X	X	X	Paradata		
RWEIGHT			X	Paradata		
PILLOKY		X		Form Y		

Varname	2006 Panel	2008 Panel	2010 Panel	Module	Module II	Module III
POPEPKY		X		Form Y		
POLHIT0Y		X		Form Y		
LETDIE1Y		X		Form Y		
BALLOT	X	X	X	Sampling and Weights		
VERSION	X	X	X	Sampling and Weights		
ISSP	X	X	X	Sampling and Weights		
FORMWT	X	X	X	Sampling and Weights		
SAMPCODE	X	X	X	Sampling and Weights		
SAMPLE	X	X	X	Sampling and Weights		
OVERSAMP	X	X	X	Sampling and Weights		
PHASE	X	X	X	Sampling and Weights		
SPANSELF	X	X	X	Sampling and Weights		
SPANINT	X	X	X	Sampling and Weights		
SPANENG	X	X	X	Sampling and Weights		
RES2006		X	X	Sampling and Weights		
CSHUTYP06		X	X	Sampling and Weights		
WTPAN12	X	X	X	Sampling and Weights		
WTPAN123	X	X	X	Sampling and Weights		
WTPANNR12	X	X	X	Sampling and Weights		
WTPANNR123	X	X	X	Sampling and Weights		
PANSTAT	X	X	X	Sampling and Weights		
SAMPTYPE	X		X	Sampling and Weights		
PANEL	X	X	X	Sampling and Weights		

